

UNITED STATES  
SECURITIES AND EXCHANGE COMMISSION  
Washington, D.C. 20549

**FORM 20-F**

REGISTRATION STATEMENT PURSUANT TO SECTION 12(b) OR (g) OF THE SECURITIES EXCHANGE ACT OF 1934

OR

ANNUAL REPORT PURSUANT TO SECTION 13 OR 15(d) OF THE SECURITIES EXCHANGE ACT OF 1934  
For the fiscal year ended **December 31, 2015**

OR

TRANSITION REPORT PURSUANT TO SECTION 13 OR 15(d) OF THE SECURITIES EXCHANGE ACT OF 1934  
For the transition period from \_\_\_\_\_ to \_\_\_\_\_

OR

SHELL COMPANY REPORT PURSUANT TO SECTION 13 OR 15(d) OF THE SECURITIES EXCHANGE ACT OF 1934  
Date of event requiring this shell company report

Commission File Number: **001-35404**

**EURASIAN MINERALS INC.**  
(Exact name of Registrant as specified in its charter)

**British Columbia, Canada**  
(Jurisdiction of incorporation or organization)

**Suite 501, 543 Granville Street, Vancouver, British Columbia, Canada V6C 1X8**  
(Address of principal executive offices)

**Christina Cepeliauskas, Chief Financial Officer**  
**Facsimile No.: 604-688-1157**

**Suite 501, 543 Granville Street, Vancouver, British Columbia, Canada V6C 1X8**  
(Name, Telephone, Email and/or Facsimile number and Address of Company Contact Person)

Securities to be registered pursuant to Section 12(b) of the Act:

Title of each class	Name on each exchange on which registered
<b><u>Common Shares, without par value</u></b>	<b><u>NYSE MKT LLC</u></b>

Securities to be registered pursuant to Section 12(g) of the Act:

None

Securities for which there is a reporting obligation pursuant to Section 15(d) of the Act: None

Indicate the number of outstanding shares of each of the Company's classes of capital or common stock as of the close of the period covered by the annual report. 73,534,710

Indicate by check mark if the registrant is a well-known seasoned Company, as defined in Rule 405 of the Securities Act.  
Yes \_\_\_ No **X**

If this report is an annual or transition report, indicate by check mark if the registrant is not required to file reports pursuant to Section 13 or 15(d) of the Securities Exchange Act of 1934. Yes \_\_\_ No **X**

Indicate by check mark whether the registrant (1) has filed all reports required to be filed by Section 12 or 15(d) of the Securities Exchange Act of 1934 during the preceding 12 months (or for such shorter period that the registrant was required to file such reports), and (2) has been subject to such filing requirements for the past ninety days. Yes X No \_\_\_\_

Indicate by check mark whether the registrant has submitted electronically and posted on its corporate Web site, if any, every Interactive Data File required to be submitted and posted pursuant to Rule 405 of Regulation S-T (232.405 of this chapter) during the preceding 12 months (or for such shorter period that the registrant was required to submit and post such files). Yes X No \_\_\_\_

Indicate by check mark whether the registrant is a large accelerated filer, an accelerated filer or a non-accelerated filer. See definition of “accelerated filer and large accelerated filer” in Rule 12b-2 of the Exchange Act.

Large accelerated filer \_\_\_\_ Accelerated filer \_\_\_\_ Non-accelerated filer X

Indicate by check mark which basis of accounting the registrant has used to prepare the financial statements included in this filing:

U.S. GAAP [ ] International Financial Reporting Standards as issued by the International Accounting Standards Board [ X ] Other [ ]

If “Other” has been checked in response to the previous question, indicate by check mark which financial statement item the registrant has elected to follow:

Item 17 \_\_\_\_ Item 18 \_\_\_\_

If this is an annual report, indicate by check mark whether the registrant is a shell company (as defined in Rule 12b-2 of the Exchange Act).

Yes No X N/A

**EURASIAN MINERALS INC.  
FORM 20-F ANNUAL REPORT**

**TABLE OF CONTENTS**

**PART I**

	Page
Item 1. Identity of Directors, Senior Management and Advisors	13
Item 2. Offer Statistics and Expected Timetable	14
Item 3. Key Information	14
Item 4. Information on the Company	20
Item 5. Operating, Financial Review and Prospects	49
Item 6. Directors, Senior Management and Employees	69
Item 7. Major Shareholders and Related Party Transactions	82
Item 8. Financial Information	85
Item 9. The Offer and Listing	85
Item 10. Additional Information	86
Item 11. Quantitative and Qualitative Disclosures about Market Risk	94
Item 12. Description of Other Securities Other Than Equity Securities	95

**PART II**

Item 13. Defaults, Dividend Arrearages and Delinquencies	95
Item 14. Material Modifications to the Rights of Security Holders and Use of Proceeds	95
Item 15. Controls and Procedures	95
Item 16A. Audit Committee Financial Expert	96
Item 16B. Code of Ethics	96
Item 16C. Principal Accountant Fees and Services	97
Item 16D. Exemptions from Listing Standards for Audit Committees	97
Item 16E. Purchase of Equity Securities by the Company and Affiliated Purchasers	97
Item 16F. Changes in Registrant's Certifying Accountant	97
Item 16G. Corporate Governance	97
Item 16H. Mine Safety Disclosure	97

**PART III**

Item 17. Financial Statements	98
Item 18. Financial Statements	98
Item 19. Exhibits	98

## *Glossary of Geological and Mining Terms*

Certain terms used in this Form 20-F are defined as follows:

**Alunite:** a hydrated aluminium potassium, sulfate mineral  $[(KAl_3(SO_4)_2(OH)_6)]$ .

**Andesite:** an extrusive igneous rock of intermediate composition with a fine grained to porphyritic texture.

**Argillic Alteration:** hydrothermal alteration of rock which introduces clay minerals including kaolinite, smectite and illite.

**Assay:** a quantitative chemical analysis of an ore, mineral or concentrate to determine the amount of specific elements.

**Breccia:** a coarse-grained clastic rock composed of broken rock fragments held together by a mineral cement or in a fine-grained matrix.

**Carbonate:** a sedimentary rock made mainly of calcium carbonate ( $CaCO_3$ ).

**Dacite:** an extrusive igneous rock with a fine grained to porphyritic texture and intermediate in composition between andesite and rhyolite.

**Diorite:** a grey to dark-grey intermediate intrusive igneous rock composed principally of plagioclase feldspar, biotite, hornblende, and/or pyroxene.

**Dike:** a tabular igneous intrusion that cuts across the country rock, generally vertical in nature.

**Doré:** a mixture of predominantly gold and silver produced by a mine, usually in a bar form, before separation and refining into gold and silver by a refinery.

**Epithermal:** said of a hydrothermal mineral deposit formed within about 1 kilometer of the Earth's surface and in the temperature range of 50°C to 200°C.

**Feasibility Study:** is defined in the CIM Definition Standards (2014) as referenced by NI 43-101 as a comprehensive technical and economic study of the selected development option for a mineral project that includes appropriately detailed assessments of applicable Modifying Factors together with any other relevant operational factors and detailed financial analysis that are necessary to demonstrate, at the time of reporting, that extraction is reasonably justified (economically mineable). The results of the study may reasonably serve as the basis for a final decision by a proponent or financial institution to proceed with, or finance, the development of the project. The confidence level of the study will be higher than that of a Pre-Feasibility Study.

**Foliation:** repetitive layering in metamorphic rocks.

**Footwall:** the underlying side of a fault, ore body, or mine working; particularly the wall rock beneath an inclined vein or fault.

**Formation:** a persistent body of igneous, sedimentary, or metamorphic rock, having easily recognizable boundaries that can be traced in the field without recourse to detailed paleontologic or petrologic analysis, and large enough to be represented on a geologic map as a practical or convenient unit for mapping and description.

**Gneiss:** a type of rock formed by high-grade regional metamorphic processes from pre-existing formations of igneous or sedimentary rocks.

**Granodiorite:** a group of plutonic rocks intermediate in composition between quartz diorite and quartz monzonite.

**Greenfields:** conceptual exploration; relying on the predictive power of ore genesis models to search for mineralization in relatively unexplored ground.

**Hanging wall:** the overlying side of an ore body, fault, or mine working, especially the wall rock above an inclined vein or fault.

**Hornfels:** a fine-grained rock composed of a mosaic of equidimensional grains without preferred orientation and typically formed by contact metamorphism.

**Hydrothermal:** of or pertaining to hot water, to the action of hot water, or to the products of this action, such as a mineral deposit precipitated from a hot aqueous solution, with or without demonstrable association with igneous processes.

**Igneous rock:** rock that is magmatic in origin.

**Indicated mineral resource:** is defined in the CIM Definition Standards (2014) as referenced by NI 43-101 as that part of a Mineral Resource for which quantity, grade or quality, densities, shape and physical characteristics are estimated with sufficient confidence to allow the application of Modifying Factors in sufficient detail to support mine planning and evaluation of the economic viability of the deposit. Geological evidence is derived from adequately detailed and reliable exploration, sampling and testing and is sufficient to assume geological and grade or quality continuity between points of observation. An Indicated Mineral Resource has a lower level of confidence than that applying to a Measured Mineral Resource and may only be converted to a Probable Mineral Reserve.

**Inferred mineral resource:** is defined in the CIM Definition Standards (2014) as referenced by NI 43-101 as that part of a Mineral Resource for which quantity and grade or quality are estimated on the basis of limited geological evidence and sampling. Geological evidence is sufficient to imply but not verify geological and grade or quality continuity. An Inferred Mineral Resource has a lower level of confidence than that applying to an Indicated Mineral Resource and must not be converted to a Mineral Reserve. It is reasonably expected that the majority of Inferred Mineral Resources could be upgraded to Indicated Mineral Resources with continued exploration.

**Intercalated:** said of layered material that exists or is introduced between layers of a different character; especially said of relatively thin strata of one kind of material that alternates with thicker strata of some other kind, such as beds of shale intercalated in a body of sandstone.

**Jasperoid:** a dense chert-like siliceous rock, in which chalcedony or cryptocrystalline quartz has replaced the carbonate materials of limestone or dolomite.

**Kriging:** a weighted, moving-average interpolation method in which the set of weights assigned to samples minimizes the estimation variance, which is computed as a function of the variogram model and locations of the samples relative to each other, and to the point or block being estimated.

**Leach:** to dissolve minerals or metals out of ore with chemicals.

**Limestone:** a sedimentary rock consisting predominantly of calcium carbonate.

**Lithocap:** the shallow part of porphyry copper systems typically above the main Cu-Au/-Mo zone; upper alteration zone.

**Measured mineral resource:** is defined in the CIM Definition Standards (2014) as referenced by NI 43-101 as that part of a Mineral Resource for which quantity, grade or quality, densities, shape, and physical characteristics are estimated with confidence sufficient to allow the application of Modifying Factors to support detailed mine planning and final evaluation of the economic viability of the deposit. Geological evidence is derived from detailed and reliable exploration, sampling and testing and is sufficient to confirm geological and grade or quality continuity between points of observation. A Measured Mineral Resource has a higher level of confidence than that applying to either an Indicated Mineral Resource or an Inferred Mineral Resource. It may be converted to a Proven Mineral Reserve or to a Probable Mineral Reserve.

**Meta:** a prefix that, when used with the name of a sedimentary or igneous rock, indicates that the rock has been metamorphosed.

**Metamorphic rock:** rock which has been changed from igneous or sedimentary rock through heat and pressure into a new form of rock.

**Mineral Reserve:** is defined in the CIM Definition Standards (2014) as referenced by NI 43-101 as the economically mineable part of a Measured and/or Indicated Mineral Resource. It includes diluting materials and allowances for losses, which may occur when the material is mined or extracted and is defined by studies at Pre-Feasibility or Feasibility level as appropriate that include application of Modifying Factors. Such studies demonstrate that, at the time of reporting, extraction could reasonably be justified. The reference point at which Mineral Reserves are defined, usually the point where the ore is delivered to the processing plant, must be stated. It is important that, in all situations where the reference point is different,

such as for a saleable product, a clarifying statement is included to ensure that the reader is fully informed as to what is being reported. The public disclosure of a Mineral Reserve must be demonstrated by a Pre-Feasibility Study or Feasibility Study.

**Mineral Resource:** is defined in the CIM Definition Standards (2014) as referenced by NI 43-101 as a concentration or occurrence of solid material of economic interest in or on the Earth's crust in such form, grade or quality and quantity that there are reasonable prospects for eventual economic extraction. The location, quantity, grade or quality, continuity and other geological characteristics of a Mineral Resource are known, estimated or interpreted from specific geological evidence and knowledge, including sampling.

**Modifying factors:** is defined in the CIM Definition Standards (2014) as the considerations used to convert Mineral Resources to Mineral Reserves. These include, but are not restricted to, mining, processing, metallurgical, infrastructure, economic, marketing, legal, environmental, social and governmental factors.

**Net smelter return royalty or NSR royalty:** a type of royalty based on a percentage of the proceeds, net of smelting, refining and transportation costs and penalties, from the sale of metals extracted from concentrate and doré by the smelter or refinery.

**NI 43-101:** National Instrument 43-101 *Standards of Disclosure for Mineral Projects* of the Canadian Securities Administrators.

**Oxide:** a compound of ore that has been subjected to weathering and alteration as a result of exposure to oxygen for a long period of time.

**Pegmatite:** a very coarse-grained igneous rock that has a grain size of 20 millimetres or more.

**Phyllite:** a regional metamorphic rock, intermediate in grade between slate and schist. Minute crystals of sericite and chlorite impart a silky sheen to the surfaces exposed by cleavage.

**Plagioclase:** a series of tectosilicate minerals within the feldspar family.

**Plutonic:** intrusive igneous rock that is crystallized from magma slowly cooling below the surface of the Earth.

**Porphyry:** igneous rock consisting of large-grained crystals dispersed in a fine-grained matrix or groundmass.

**Pre-Feasibility Study:** is defined in the CIM Definition Standards (2014) as referenced by NI 43-101 as a comprehensive study of a range of options for the technical and economic viability of a mineral project that has advanced to a stage where a preferred mining method, in the case of underground mining, or the pit configuration, in the case of an open pit, is established and an effective method of mineral processing is determined. It includes a financial analysis based on reasonable assumptions on the Modifying Factors and the evaluation of any other relevant factors which are sufficient for a Qualified Person, acting reasonably, to determine if all or part of the Mineral Resource may be converted to a Mineral Reserve at the time of reporting. A Pre-Feasibility Study is at a lower confidence level than a Feasibility Study.

**Preliminary Economic Assessment:** is defined in NI 43-101 and NI 43-101CP as a study, other than a pre-feasibility or feasibility study that includes an economic analysis of the potential viability of mineral resources. The term preliminary economic assessment can include a study commonly referred to as a scoping study. A preliminary economic assessment might be based on measured, indicated, or inferred mineral resources, or a combination of any of these. These types of economic analyses include disclosure of forecast mine production rates that might contain capital costs to develop and sustain the mining operation, operating costs, and projected cash flows.

**Probable mineral reserve:** is defined in the CIM Definition Standards (2014) as referenced by NI 43-101 as the economically mineable part of an Indicated, and in some circumstances, a Measured Mineral Resource. The confidence in the Modifying Factors applying to a Probable Mineral Reserve is lower than that applying to a Proven Mineral Reserve. The Qualified Person(s) may elect to convert Measured Mineral Resources to Probable Mineral Reserves if the confidence in the Modifying Factors is lower than that applied to a Proven Mineral Reserve.

**Proven mineral reserve:** is defined in the CIM Definition Standards (2014) as referenced by NI 43-101 as the economically mineable part of a Measured Mineral Resource. A Proven Mineral Reserve implies a high degree of confidence in the Modifying Factors. Application of the Proven Mineral Reserve category implies that the Qualified Person has the highest degree of confidence in the estimate with the consequent expectation in the minds of the readers of the report. The term should be restricted to that part of the deposit where production planning is taking place and for which any variation in the estimate would not significantly affect the potential economic viability of the deposit. Proven Mineral Reserve estimates must be demonstrated to be economic, at the time of reporting, by at least a Pre-Feasibility Study.

**Pyroclastic:** pertaining to clastic rock material formed by volcanic explosion or aerial expulsion from a volcanic vent; also, pertaining to rock texture of explosive origin.

**Qualified Person:** is defined in NI 43-101 as an individual who (a) is an engineer or geoscientist with a university degree, or equivalent accreditation, in an area of geoscience, or engineering, relating to mineral exploration or mining; (b) has at least five years of experience in mineral exploration, mine development or operation or mineral project assessment, or any combination of these, that is relevant to his or her professional degree or area of practice; (c) has experience relevant to the subject matter of the mineral project and the technical report; (d) is in good standing with a professional association; and (e) in the case of a professional association in a foreign jurisdiction, has a membership designation that (i) requires attainment of a position of responsibility in their profession that requires the exercise of independent judgment; and (ii) requires A. a favourable confidential peer evaluation of the individual's character, professional judgement, experience, and ethical fitness; or B. a recommendation for membership by at least two peers, and demonstrated prominence or expertise in the field of mineral exploration or mining;

**Run-of-mine:** ore in its natural state as it is removed from the mine that has not been subjected to additional size reduction.

**Schist:** a strongly foliated crystalline rock, which readily splits into sheets or slabs as a result of the planar alignment of the constituent crystals. The constituent minerals are commonly specified (e.g. "quartz-muscovite-chlorite schist").

**Shear zone:** a tabular zone of rock that has been crushed and brecciated by parallel fractures due to "shearing" along a fault or zone of weakness. These can be mineralized with ore-forming solutions.

**Silicification:** the introduction of, or replacement by, silica, generally resulting in the formation of fine-grained quartz, chalcedony, or opal, which may fill pores and replace existing minerals.

**Skarn:** metamorphic zone developed in the contact area around igneous rock intrusions when carbonate sedimentary rocks are invaded by large amounts of silicon, aluminum, iron, and magnesium.

**Spectrography:** the process of using a spectrograph to map or photograph a spectrum.

**Stockwork:** a complex system of structurally controlled or randomly oriented veins.

**Strata:** layers of sedimentary rock with internally consistent characteristics that distinguish them from other layers.

**Strike:** the direction, or course or bearing of a vein or rock formation measured on a level surface.

**Stratibound:** confined to a particular stratigraphic layer or unit.

**Stratiform:** occurring as or arranged in strata.

**Strip (or stripping) ratio:** the tonnage or volume of waste material that must be removed to allow the mining of one tonne of ore in an open pit.

**Sulfides or sulphides:** compounds of sulfur (or sulphur) with other metallic elements.

**Tailing:** material rejected from a mill after the recoverable valuable minerals have been extracted.

**Terrane:** a rock formation or assemblage of rock formations that share a common geologic history.

**Tuff:** a general term for consolidated pyroclastic rocks.

**Vein:** sheet-like body of minerals formed by fracture filling or replacement of host rock.

**Vuggy:** containing small cavities in a rock or vein, often with a mineral lining of different composition from that of the surrounding rock.

**Linear Measurements**

<b>1 inch</b>	=	2.54 centimeters
<b>1 foot</b>	=	0.3048 meter
<b>1 yard</b>	=	0.9144 meter
<b>1 mile</b>	=	1.609 kilometers

**Area Measurements**

<b>1 acre</b>	=	0.4047 hectare
<b>1 hectare</b>	=	2.471 acres
<b>1 square mile</b>	=	640 acres or 259 hectares or 2.59 square kilometers

**Units of Weight**

<b>1 short ton</b>	=	2000 pounds or 0.893 long ton
<b>1 long ton</b>	=	2240 pounds or 1.12 short tons
<b>1 metric tonne</b>	=	2204.62 pounds or 1.1023 short tons
<b>1 pound (16 oz.)</b>	=	0.454 kilograms or 14.5833 troy ounces
<b>1 troy oz.</b>	=	31.1035 grams
<b>1 troy oz. per short ton</b>	=	34.2857 grams per metric tonne

<b>Analytical</b>	<b>percent</b>	<b>grams per metric tonne</b>	<b>troy oz per short ton</b>
1%	1%	10,000	291.667
1 gram/tonne	0.0001%	1	0.029167
1 troy oz./short ton	0.003429%	34.2857	1
10 ppb	nil	0.01	0.00029
100 ppm	0.01	100	2.917

**Temperature Conversion Formulas**

<b>Degrees Fahrenheit</b>	=	$(^{\circ}\text{C} \times 1.8) + 32$
<b>Degrees Celsius</b>	=	$(^{\circ}\text{F} - 32) \times 0.556$



## Frequently Used Abbreviations and Symbols

<b>AA</b>	atomic absorption spectrometry
<b>Ag</b>	silver
<b>As</b>	arsenic
<b>Au</b>	gold
<b>°C</b>	degrees Celsius (centigrade)
<b>CIM</b>	Canadian Institute of Mining, Metallurgy and Petroleum
<b>cm</b>	centimeter
<b>C.P.G.</b>	Certified Professional Geologist
<b>CSAMT</b>	Controlled source audio-frequency magnetotellurics
<b>Cu</b>	copper
<b>ESIA</b>	Environmental & Social Impact Assessment
<b>F</b>	fluorine
<b>°F</b>	degrees Fahrenheit
<b>g</b>	gram(s)
<b>g/t</b>	grams per tonne
<b>Hg</b>	mercury
<b>HSE</b>	high sulphidation epithermal
<b>ICP AES</b>	inductively coupled plasma atomic emission spectroscopy
<b>ICP MS</b>	inductively coupled plasma mass spectroscopy
<b>ICP MS/AAS</b>	inductively coupled plasma mass spectroscopy/atomic absorption spectroscopy
<b>IOCG</b>	iron-oxide-copper-gold
<b>IP</b>	Induced polarization
<b>JORC</b>	Joint Ore Reserves Committee
<b>JV</b>	joint venture
<b>kg</b>	kilogram
<b>km</b>	kilometer
<b>m</b>	meter(s)
<b>Ma</b>	million years ago
<b>Mn</b>	manganese
<b>Mo</b>	molybdenum
<b>n</b>	number or count
<b>oz</b>	troy ounce
<b>opt</b>	ounce per short ton
<b>oz/ton</b>	ounce per short ton
<b>oz/tonne</b>	ounce per metric tonne
<b>Pb</b>	lead
<b>PEA</b>	Preliminary Economic Assessment
<b>PGE</b>	platinum group element
<b>ppb</b>	parts per billion
<b>ppm</b>	parts per million
<b>QA</b>	quality assurance
<b>QC</b>	quality control
<b>QP</b>	Qualified Person
<b>sq</b>	square

### **Frequently Used Abbreviations and Symbols**

<b>Sb</b>	antimony
<b>VMS</b>	volcanogenic massive sulfide
<b>Zn</b>	zinc

## INTRODUCTION

Eurasian Minerals Inc. (the “Company” or “Eurasian” or “EMX”) was incorporated under the laws of the Yukon Territory of Canada on August 21, 2001 as 33544 Yukon Inc. and, on October 10, 2001, changed its name to Southern European Exploration Ltd. On November 24, 2003, the Company completed the reverse take-over of Marchwell Capital Corp., a TSX Venture Exchange (“TSX-V”) listed company incorporated in Alberta on May 13, 1996 and which subsequently changed its name to Eurasian Minerals Inc. On September 21, 2004, EMX continued into British Columbia from Alberta under the *Business Corporations Act*.

EMX’s head office is located at Suite 501 – 543 Granville Street, Vancouver, British Columbia V6C 1X8, Canada, and its registered and records office is located at Northwest Law Group, Suite 704 – 595 Howe Street, Vancouver, British Columbia V6C 2T5, Canada.

Eurasian is a reporting Company under the securities legislation of British Columbia and Alberta and is listed on the TSX-V, as a Tier 1 Company, and the NYSE MKT (formerly known as the American Stock Exchange or AMEX). Eurasian’s common shares without par value (“Common Shares”) are traded on the TSX-V under the symbol EMX and on the NYSE MKT under the symbol EMXX.

### BUSINESS OF EURASIAN MINERALS INC.

Eurasian is principally in the business of exploring for, and generating royalties from, metals and minerals properties, as well as identifying royalty opportunities for purchase. Eurasian’s business is carried out as a royalty and prospect generator. Under the royalty and prospect generation business model, it acquires and advances early-stage mineral exploration projects and then options the projects to, and thereby forms relationships with, other parties in consideration of a retained royalty interest, as well as annual advanced royalty and other cash or share payments and exploration carried out by the other parties. Through its various agreements, Eurasian also provides technical and commercial assistance to such companies as the projects advance. By optioning interests in its projects to third parties for a royalty interest, Eurasian:

- (a) reduces its exposure to the costs and risks associated with mineral exploration and project development,
- (b) maintains the opportunity to participate in early-stage exploration upside; and
- (c) develops a pipeline for potential production royalty payments and associated greenfields discoveries in the future.

This approach helps preserve the Company’s treasury, which can be utilized for further project acquisitions and other business initiatives.

The Company’s royalty and exploration portfolio consists of properties in North America, Turkey, Europe, Haiti, Australia, and the Asia-Pacific region. Eurasian started receiving royalty income as of August 17, 2012 when it acquired Bullion Monarch Mining, Inc. (“Bullion Monarch” or “BULM”). This royalty cash flow serves to provide a foundation to support the Company’s growth over the long term.

Strategic investments are an important complement to the Company’s royalty and prospect generation initiatives. These investments are made in unrecognized or under-valued exploration companies identified by Eurasian. EMX helps to develop the value of these assets, with exit strategies that can include royalty positions or equity sales.

### FINANCIAL AND OTHER INFORMATION

In this Annual Report, unless otherwise specified, all dollar amounts are expressed in Canadian Dollars (“CDN\$” or “\$”). The Government of Canada permits a floating exchange rate to determine the value of the Canadian Dollar against the U.S. Dollar (“US\$”).

## FORWARD-LOOKING STATEMENTS

The Company is a Canadian issuer that is permitted, under the multijurisdictional disclosure system adopted in the United States, to prepare this annual report on Form 20-F (this “Annual Report”) pursuant to Section 13 of the Securities Exchange Act of 1934, as amended (the “Exchange Act”), in accordance with Canadian disclosure requirements, which are different from those of the United States. The Company is a “foreign private issuer” as defined in Rule 3b-4 under the Exchange Act and Rule 405 under the Securities Act of 1933, as amended. Equity securities of the Company are accordingly exempt from Sections 14(a), 14(b), 14(c), 14(f) and 16 of the Exchange Act pursuant to Rule 3a12-3 thereunder.

### CAUTIONARY STATEMENT REGARDING FORWARD-LOOKING STATEMENTS

This Annual Report, including the documents incorporated by reference herein, may contain forward-looking statements. These forward-looking statements may include statements regarding perceived merit of properties, exploration results and budgets, mineral reserves and resource estimates, work programs, capital expenditures, operating costs, cash flow estimates, production estimates and similar statements relating to the economic viability of a project, timelines, strategic plans, completion of transactions, market prices for metals or other statements that are not statements of fact. These statements relate to analyses and other information that are based on forecasts of future results, estimates of amounts not yet determinable and assumptions of management. Statements concerning mineral resource estimates may also be deemed to constitute “forward-looking statements” to the extent that they involve estimates of the mineralization that will be encountered if the property is developed.

Any statements that express or involve discussions with respect to predictions, expectations, beliefs, plans, projections, objectives, assumptions or future events or performance (often, but not always, identified by words or phrases such as “expects”, “anticipates”, “believes”, “plans”, “projects”, “estimates”, “assumes”, “intends”, “strategy”, “goals”, “objectives”, “potential”, “possible” or variations thereof or stating that certain actions, events, conditions or results “may”, “could”, “would”, “should”, “might” or “will” be taken, occur or be achieved, or the negative of any of these terms and similar expressions) are not statements of historical fact and may be forward-looking statements.

Forward-looking statements are based on a number of material assumptions, including those listed below, which could prove to be significantly incorrect:

- the Company’s ability to achieve production at any of its mineral properties;
- estimated capital costs, operating costs, production and economic returns;
- estimated metal pricing, metallurgy, mineability, marketability and operating and capital costs, together with other assumptions underlying the Company’s resource and reserve estimates;
- the Company’s expected ability to develop adequate infrastructure at a reasonable cost;
- assumptions that all necessary permits and governmental approvals will be obtained;
- assumptions made in the interpretation of drill results, the geology, grade and continuity of the Company’s mineral deposits;
- the Company’s expectations regarding demand for equipment, skilled labor and services needed for exploration and development of mineral properties; and
- the Company’s activities will not be adversely disrupted or impeded by development, operating or regulatory risks.

Forward-looking statements are subject to a variety of known and unknown risks, uncertainties and other factors that could cause actual events or results to differ from those reflected in the forward-looking statements, including, without limitation:

- uncertainty of whether there will ever be production at the Company’s mineral exploration and development properties;
- uncertainty of estimates of capital costs, operating costs, production and economic returns;
- uncertainties relating to the assumptions underlying the Company’s resource and reserve estimates, such as metal pricing, metallurgy, mineability, marketability and operating and capital costs;
- risks related to the Company’s ability to commence production and generate material revenues or obtain adequate financing for its planned exploration and development activities;
- risks related to the Company’s ability to finance the development of its mineral properties through external financing, joint ventures or other strategic alliances, the sale of property interests or otherwise;
- risks related to the third parties on which the Company depends for its exploration and development activities;
- dependence on cooperation of joint venture partners in exploration and development of properties;
- credit, liquidity, interest rate and currency risks;

- risks related to market events and general economic conditions;
- uncertainty related to inferred mineral resources;
- risks and uncertainties relating to the interpretation of drill results, the geology, grade and continuity of the Company's mineral deposits;
- risks related to lack of adequate infrastructure;
- mining and development risks, including risks related to infrastructure, accidents, equipment breakdowns, labor disputes or other unanticipated difficulties with or interruptions in development, construction or production;
- the risk that permits and governmental approvals necessary to develop and operate mines on the Company's properties will not be available on a timely basis or at all;
- commodity price fluctuations;
- risks related to governmental regulation and permits, including environmental regulation;
- risks related to the need for reclamation activities on the Company's properties and uncertainty of cost estimates related thereto;
- uncertainty related to title to the Company's mineral properties;
- uncertainty as to the outcome of potential litigation;
- risks related to increases in demand for equipment, skilled labor and services needed for exploration and development of mineral properties, and related cost increases;
- increased competition in the mining industry;
- the Company's need to attract and retain qualified management and technical personnel;
- risks related to hedging arrangements or the lack thereof;
- uncertainty as to the Company's ability to acquire additional commercially mineable mineral rights;
- risks related to the integration of potential new acquisitions into the Company's existing operations;
- risks related to unknown liabilities in connection with acquisitions;
- risks related to conflicts of interest of some of the directors of the Company;
- risks related to global climate change;
- risks related to adverse publicity from non-governmental organizations;
- risks related to political uncertainty or instability in countries where the Company's mineral properties are located;
- uncertainty as to the Company's passive foreign investment company ("PFIC") status;
- uncertainty as to the Company's status as a "foreign private issuer" and "emerging growth company" in future years;
- uncertainty as to the Company's ability to maintain the adequacy of internal control over financial reporting; and
- risks related to regulatory and legal compliance and increased costs relating thereto.

This list is not exhaustive of the factors that may affect any of the Company's forward-looking statements. Forward-looking statements are statements about the future and are inherently uncertain, and actual achievements of the Company or other future events or conditions may differ materially from those reflected in the forward-looking statements due to a variety of risks, uncertainties and other factors, including, without limitation, those referred to under the heading "Key Information" (as defined below), which is incorporated by reference herein.

The Company's forward-looking statements are based on the beliefs, expectations and opinions of management on the date the statements are made, and the Company does not assume any obligation to update forward-looking statements if circumstances or management's beliefs, expectations or opinions should change, except as required by law. For the reasons set forth above, investors should not place undue reliance on forward-looking statements.

## PART I

### **ITEM 1. IDENTITY OF DIRECTORS, SENIOR MANAGEMENT AND ADVISERS**

#### **1.A.1. Directors**

Table No. 1 lists as of 03/29/2016 the names of the Directors of the Company.

Table No. 1  
Directors

Name	Age	Date First Elected of Appointed
Brian E. Bayley (1)(2)(3)(4)	63	May 13, 1996
David M. Cole (5)	54	November 24, 2003
Brian K. Levet (1)(2)(4)	63	March 18, 2011
Larry M. Okada (1)(2)(3)(6)	67	June 11, 2013
Michael D. Winn (3)(7)	54	November 24, 2003

- (1) Member of Audit Committee
- (2) Member of the Compensation Committee
- (3) Member of Corporate Governance Committee
- (4) Suite 1703 – 595 Burrard Street, Vancouver, BC V7X 1S8
- (5) 10001 W. Titan Road, Littleton, Colorado 80125
- (6) Suite 520 – 800 West Pender Street, Vancouver, BC V6C 2V6
- (7) Suite C – 381 Forest Avenue, Laguna Beach, California 92651

#### **1.A.2. Senior Management**

Table No. 2 lists, as of 03/29/2016, the names of the Senior Management of the Company.

Table No. 2  
Senior Management

Name and Position	Age	Date of First Appointment
David M. Cole (1)	54	November 24, 2003
Christina Cepeliauskas (2)	52	September 18, 2008
Kim Casswell (2)	59	November 13, 2015

- (1) 10001 W. Titan Road, Littleton, Colorado 80125
- (2) Suite 501 – 543 Granville Street, Vancouver, BC V6C 1X8

Mr. Cole's business functions, as President of the Company and Chief Executive Officer, include strategic planning, business development, operations, liaison with lawyers-regulatory authorities-financial community/shareholders, and reporting to the Board of Directors.

Ms. Cepeliauskas' business functions, as Chief Financial Officer, include responsibility for overseeing all of the Company's financial administration, accounting, liaison with auditors-accountants and preparation/payment/organization of the expenses/taxes/activities of the Company, and reporting to the Board of Directors. Ms. Cepeliauskas may delegate all or part of her duties as Chief Financial Officer to a nominee from time to time.

Ms. Casswell's business functions, as Corporate Secretary, include attending and being the secretary of all meetings of the Board, shareholders and committees of the Board and entering or causing to be entered in records kept for that purpose minutes of all proceedings thereat; gives or causes to be given, as and when instructed, all notices to shareholders, Directors, officers, auditors and members of committees of the Board; is the custodian of the stamp or mechanical device generally used for affixing the corporate seal of the Company and of all books, records and instruments belonging to the Company, except when some other officer or agent has been appointed for that purpose; and in the future can have such other powers and

duties as the Board of the chief executive officer may specify. Ms. Casswell may delegate all or part of her duties as Corporate Secretary to a nominee from time to time.

### **1.B. Advisers**

The Company's Canadian legal counsel: Northwest Law Group  
Contact: Michael Provenzano  
595 Howe Street, Suite 701  
Vancouver, British Columbia V6C 2T5  
Telephone: 604-687-5792  
Facsimile: 604-687-6650

The Company's bank is: Bank of Montreal  
First Bank Tower, Bentall 3  
595 Burrard Street  
Vancouver, British Columbia V7X 1L7  
Contact: Colleen Saimoto  
Telephone: 604-665-2692  
Facsimile: 604-668-1450

### **1.C Auditors**

The Company's auditor is: Davidson and Company LLP  
609 Granville Street, Suite 1200  
Vancouver, B.C. CANADA V7Y 1G6  
Telephone: 604-687-0947  
Facsimile: 604-687-6737

## **ITEM 2. OFFER STATISTICS AND EXPECTED TIMETABLE**

--- No Disclosure Necessary ---

## **ITEM 3. KEY INFORMATION**

### **3.A.1. and 3.A.2 Selected Financial Data**

The selected financial data of the Company for the fiscal years ending December 31, 2015, 2014, 2013, 2012 and 2011 was derived from the financial statements of the Company that have been audited by Davidson and Company LLP, Independent Registered Public Accountants, as indicated in their audit report, which are included elsewhere in this Annual Report.

The Company has not declared any dividends since incorporation and does not anticipate that it will do so in the foreseeable future. The present policy of the Company is to retain all available funds for use in its operations and the expansion of its business.

Table No. 3 is derived from the financial statements of the Company, which have been prepared in accordance with International Financial Reporting Standards as issued by the International Accounting Standards Board.

Table No. 3  
Selected Financial Data  
(CDN\$)

	Year Ended December 31, 2015	Year Ended December 31, 2014	Year Ended December 31, 2013	Year Ended December 31, 2012	Year Ended December 31, 2011
<b>IFRS</b>					
Royalty income	\$ 1,609,553	\$ 2,247,334	\$ 3,102,888	\$ 1,750,975	\$ -
Exploration expenditures (net)	4,364,675	5,022,658	3,839,703	8,330,201	3,837,224
Net loss	(6,875,857)	(17,448,041)	(13,982,612)	(20,916,730)	(9,748,817)
Net loss per share - basic and diluted	(0.09)	(0.24)	(0.19)	(0.35)	(0.19)
Wtd. Avg. Shares	73,480,833	73,154,139	72,509,793	59,990,386	51,554,032
Period-end Shares	73,534,710	73,371,710	72,980,209	72,051,872	51,875,118
Working capital	5,787,109	7,096,916	14,217,999	22,702,855	40,742,549
Exploration and evaluation assets (net)	2,381,540	2,379,886	3,031,368	4,940,941	6,086,396
Royalty interest	28,798,980	29,327,960	35,063,725	38,738,592	-
Total assets	50,624,129	54,292,093	70,073,220	82,475,787	52,030,105
Share capital	117,000,052	116,766,102	116,151,675	114,414,001	77,122,016
Deficit	(94,305,878)	(87,430,021)	(69,981,980)	(55,999,368)	(35,097,315)

\* Effective for the period ending December 31, 2011, the Company changed its fiscal year end from March 31 to December 31. Items related to the consolidated statement of loss for the year ended December 31, 2011 reflect balances for the nine months then ended.

### 3.A.3. Exchange Rates

In this Annual Report, unless otherwise specified, all dollar amounts are expressed in Canadian Dollars (“CDN\$”). The Government of Canada permits a floating exchange rate to determine the value of the Canadian Dollar against the U.S. Dollar (“US\$”).

Table No. 4 sets forth the exchange rates for the Canadian Dollar at the end of five most recent fiscal years ended December 31, the average rates for the period, and the range of high and low rates for the period. The data for each month during the most recent six months is also provided.

For purposes of this table, the exchange rate means the Bank of Canada noon rate. The table sets forth the number of Canadian Dollars required to buy one U.S. dollar. The average exchange rate means the average of the exchange rates on the last day of each month during the period.

Table No. 4  
U.S. Dollar/Canadian Dollar

Last 6 months ended	Average	High	Low	Close
February 2016	1.3794	1.4003	1.3510	1.3535
January 2016	1.4179	1.4602	1.3831	1.3970
December 2015	1.3709	1.3955	1.3342	1.3869
November 2015	1.3278	1.3375	1.3073	1.3367
October 2015	1.3063	1.3278	1.2890	1.3073
September 2015	1.3263	1.3409	1.3135	1.3400
<b>Last Quarter &amp; Last 5 Years</b>				
Fiscal Year Ended December 31, 2015	1.2783	1.3955	1.1613	1.3869
Fiscal Year Ended December 31, 2014	1.1041	1.1643	1.0627	1.1627
Fiscal Year Ended December 31, 2013	1.0298	1.0703	0.9835	1.0694
Fiscal Year Ended December 31, 2012	0.9996	1.0413	0.9675	0.9966
Fiscal Year Ended December 31, 2011	0.9888	1.0561	0.9440	1.0197

As of March 24, 2016, the exchange rate was CDN\$1.3269 to US\$1.



### **3.B. Capitalization and Indebtedness**

--- No Disclosure Necessary ---

### **3.C. Reasons For The Offer And Use Of Proceeds**

--- No Disclosure Necessary ---

### **3.D. Risk Factors**

Investment in the Common Shares involves a significant degree of risk and should be considered speculative due to the nature of Eurasian's business and the present stage of its development. Prospective investors should carefully review the following factors together with other information contained in this Annual Report before making an investment decision.

#### **Mineral Property Exploration Risks**

The business of mineral exploration and extraction involves a high degree of risk. Few properties that are explored ultimately become producing mines. At present, none of the Company's properties has a known commercial ore deposit. The main operating risks include ensuring ownership of and access to mineral properties by confirmation that option agreements, claims and leases are in good standing and obtaining permits for drilling and other exploration activities.

Eurasian is currently earning an interest in some of its properties through option agreements and acquisition of title to the properties is only completed when the option conditions have been met. These conditions generally include making property payments, incurring exploration expenditures on the properties and can include the satisfactory completion of pre-feasibility studies. If the Company does not satisfactorily complete these option conditions in the time frame laid out in the option agreements, the Company's title to the related property will not vest and the Company will have to write-off any previously capitalized costs related to that property.

The market prices for precious and base metals can be volatile and there is no assurance that a profitable market will exist for a production decision to be made or for the ultimate sale of the metals even if commercial quantities of precious and other metals are discovered.

#### **Revenue and Royalty Risks**

Eurasian cannot predict future revenues or operating results of the area of mining activity. Management expects future revenues from the Carlin Trend Royalty Claim Block, including the Leeville royalty property in Nevada, to fluctuate depending on the level of future production and the price of gold. Specifically, there is a risk that the operator of the property, Newmont Mining Company ("Newmont"), will cease to operate in the Company's area of interest, therefore there can be no assurance that ongoing royalty payments will materialize or be received by Eurasian.

#### **Financing and Share Price Fluctuation Risks**

Eurasian has limited financial resources and has no assurance that additional funding will be available for further exploration and development of its projects. Further exploration and development of one or more of the Company's projects may be dependent upon the Company's ability to obtain financing through equity or debt financing or other means. Failure to obtain this financing could result in delay or indefinite postponement of further exploration and development of its projects which could result in the loss of one or more of its properties.

The securities markets can experience a high degree of price and volume volatility, and the market price of securities of many companies, particularly those considered to be development stage companies, such as Eurasian, may experience wide fluctuations in share prices which will not necessarily be related to their operating performance, underlying asset values or prospects. There can be no assurance that share price fluctuations will not occur in the future, and if they do occur, the severity of the impact on Eurasian's ability to raise additional funds through equity issues.

## **Foreign Countries and Political Risks**

The Company operates in countries with varied political and economic environments. As such, it is subject to certain risks, including currency fluctuations and possible political or economic instability which may result in the impairment or loss of mineral concessions or other mineral rights, opposition from environmental or other non-governmental organizations, and mineral exploration and mining activities may be affected in varying degrees by political stability and government regulations relating to the mineral exploration and mining industry. Any changes in regulations or shifts in political attitudes are beyond the control of the Company and may adversely affect its business. Exploration and development may be affected in varying degrees by government regulations with respect to restrictions on future exploitation and production, price controls, export controls, foreign exchange controls, income taxes, expropriation of property, environmental legislation and mine and site safety.

Notwithstanding any progress in restructuring political institutions or economic conditions, the present administration, or successor governments, of some countries in which Eurasian operates may not be able to sustain any progress. If any negative changes occur in the political or economic environment of these countries, it may have an adverse effect on the Company's operations in those countries. The Company does not carry political risk insurance.

## **Competition**

The Company competes with many companies that have substantially greater financial and technical resources than it in the acquisition and development of its projects as well as for the recruitment and retention of qualified employees.

## **Return on Investment Risk**

Investors cannot expect to receive a dividend on an investment in the Common Shares in the foreseeable future, if at all.

## **No Assurance of Titles or Borders**

The acquisition of the right to exploit mineral properties is a very detailed and time consuming process. There can be no guarantee that the Company has acquired title to any such surface or mineral rights or that such rights will be obtained in the future. To the extent they are obtained, titles to the Company's surface or mineral properties may be challenged or impugned and title insurance is generally not available. The Company's surface or mineral properties may be subject to prior unregistered agreements, transfers or claims and title may be affected by, among other things, undetected defects. Such third party claims could have a material adverse impact on the Company's operations.

## **Unknown Defects or Impairments in Our Royalty or Streaming Interests**

Unknown defects in or disputes relating to the royalty and stream interests we hold or acquire may prevent us from realizing the anticipated benefits from our royalty and stream interests, and could have a material adverse effect on our business, results of operations, cash flows and financial condition. It is also possible that material changes could occur that may adversely affect management's estimate of the carrying value of our royalty and stream interests and could result in impairment charges. While we seek to confirm the existence, validity, enforceability, terms and geographic extent of the royalty and stream interests we acquire, there can be no assurance that disputes over these and other matters will not arise. Confirming these matters, as well as the title to mining property on which we hold or seek to acquire a royalty or stream interest, is a complex matter, and is subject to the application of the laws of each jurisdiction to the particular circumstances of each parcel of mining property and to the documents reflecting the royalty or stream interest. Similarly, royalty and stream interests in many jurisdictions are contractual in nature, rather than interests in land, and therefore may be subject to change of control, bankruptcy or the insolvency of operators. We often do not have the protection of security interests over property that we could liquidate to recover all or part of our investment in a royalty or stream interest. Even if we retain our royalty and stream interests in a mining project after any change of control, bankruptcy or insolvency of the operator, the project may end up under the control of a new operator, who may or may not operate the project in a similar manner to the current operator, which may negatively impact us.

## **Operators' Interpretation of Our Royalty and Stream Interests; Unfulfilled Contractual Obligations**

Our royalty and stream interests generally are subject to uncertainties and complexities arising from the application of contract and property laws in the jurisdictions where the mining projects are located. Operators and other parties to the agreements governing our royalty and stream interests may interpret our interests in a manner adverse to us or otherwise may not abide by their contractual obligations, and we could be forced to take legal action to enforce our contractual rights. We may or may not be successful in enforcing our contractual rights, and our revenues relating to any challenged royalty or stream interests may be delayed, curtailed or eliminated during the pendency of any such dispute or in the event our position

is not upheld, which could have a material adverse effect on our business, results of operations, cash flows and financial condition. Disputes could arise challenging, among other things:

- the existence or geographic extent of the royalty or stream interest;
- methods for calculating the royalty or stream interest, including whether certain operator costs may properly be deducted from gross proceeds when calculating royalties determined on a net basis;
- third party claims to the same royalty interest or to the property on which we have a royalty or stream interest;
- various rights of the operator or third parties in or to the royalty or stream interest;
- production and other thresholds and caps applicable to payments of royalty or stream interests;
- the obligation of an operator to make payments on royalty and stream interests; and
- various defects or ambiguities in the agreement governing a royalty and stream interest.

### **Currency Risks**

The Company's equity financings are sourced in Canadian dollars but much of its expenditures are in local currencies or U.S. dollars. At this time, there are no currency hedges in place. Therefore, a weakening of the Canadian dollar against the U.S. dollar or local currencies could have an adverse impact on the amount of exploration funds available and work conducted.

### **Joint Venture and Exploration Funding Risk**

Eurasian's strategy is to seek exploration and joint venture partners through options and joint ventures to fund exploration and project development. The main risk of this strategy is that the funding parties may not be able to raise sufficient capital in order to satisfy exploration and other expenditure terms in a particular joint venture agreement. As a result, exploration and development of one or more of the Company's property interests may be delayed depending on whether Eurasian can find another party or has enough capital resources to fund the exploration and development on its own.

### **Insured and Uninsured Risks**

In the course of exploration, development and production of mineral properties, the Company is subject to a number of risks and hazards in general, including adverse environmental conditions, operational accidents, labor disputes, unusual or unexpected geological conditions, changes in the regulatory environment and natural phenomena such as inclement weather conditions, floods, and earthquakes. Such occurrences could result in the damage to the Company's property or facilities and equipment, personal injury or death, environmental damage to properties of the Company or others, delays, monetary losses and possible legal liability.

Although the Company may maintain insurance to protect against certain risks in such amounts as it considers reasonable, its insurance may not cover all the potential risks associated with its operations. The Company may also be unable to maintain insurance to cover these risks at economically feasible premiums or for other reasons. Should such liabilities arise, they could reduce or eliminate future profitability and result in increased costs, have a material adverse effect on the Company's results and a decline in the value of the securities of the Company.

Some work is carried out through independent consultants and the Company requires all consultants to carry their own insurance to cover any potential liabilities as a result of their work on a project.

### **Environmental Risks and Hazards**

The activities of the Company are subject to environmental regulations issued and enforced by government agencies. Environmental legislation is evolving in a manner that will require stricter standards and enforcement and involve increased fines and penalties for non-compliance, more stringent environmental assessments of proposed projects, and a heightened degree of responsibility for companies and their officers, directors and employees. There can be no assurance that future changes in environmental regulation, if any, will not adversely affect Eurasian's operations. Environmental hazards may exist on properties in which the Company holds interests which are unknown to the Company at present.

### **Fluctuating Metal Prices**

Factors beyond the control of the Company have a direct effect on global metal prices, which have fluctuated widely, particularly in recent years, and there is no assurance that a profitable market will exist for a production decision to be made or for the ultimate sale of the metals even if commercial quantities of precious and other metals are discovered on any of Eurasian's properties. Consequently, the economic viability of any of the Company's exploration projects and its ability to finance the development of its projects cannot be accurately predicted and may be adversely affected by fluctuations in metal prices.

## **Extensive Governmental Regulation and Permitting Requirements Risks**

Exploration, development and mining of minerals are subject to extensive laws and regulations at various governmental levels governing the acquisition of the mining interests, prospecting, development, mining, production, exports, taxes, labor standards, occupational health, waste disposal, toxic substances, land use, environmental protection, mine safety and other matters. In addition, the current and future operations of Eurasian, from exploration through development activities and production, require permits, licenses and approvals from some of these governmental authorities. Eurasian has obtained all government licenses, permits and approvals necessary for the operation of its business to date. However, additional licenses, permits and approvals may be required. The failure to obtain any licenses, permits or approvals that may be required or the revocation of existing ones would have a material and adverse effect on Eurasian, its business and results of operations.

Failure to comply with applicable laws, regulations and permits may result in enforcement actions thereunder, including orders issued by regulatory or judicial authorities requiring Eurasian's operations to cease or be curtailed, and may include corrective measures requiring capital expenditures, installation of additional equipment or remedial actions. Eurasian may be required to compensate those suffering loss or damage by reason of its mineral exploration activities and may have civil or criminal fines or penalties imposed for violations of such laws, regulations and permits. Any such events could have a material and adverse effect on Eurasian and its business and could result in Eurasian not meeting its business objectives.

## **Key Personnel Risk**

Eurasian's success is dependent upon the performance of key personnel working in management and administrative capacities or as consultants. The loss of the services of senior management or key personnel could have a material and adverse effect on the Company, its business and results of operations.

## **Conflicts of Interest**

In accordance with the laws of British Columbia, the directors and officers of a Company are required to act honestly, in good faith and in the best interests of the Company. Eurasian's directors and officers may serve as directors or officers of other companies or have significant shareholdings in other resource companies and, to the extent that such other companies may participate in ventures in which the Company may participate, such directors and officers may have a conflict of interest in negotiating and concluding terms respecting the extent of such participation. If such a conflict of interest arises at a meeting of the Company's directors, a director with such a conflict will abstain from voting for or against the approval of such participation or such terms.

## **Passive Foreign Investment Company**

U.S. investors in common shares should be aware that based on current business plans and financial expectations, Eurasian currently expects that it will be classified as a passive foreign investment company ("PFIC") for the tax year ending December 31, 2015 and expects to be a PFIC in future tax years. If Eurasian is a PFIC for any tax year during a U.S. shareholder's holding period, then such U.S. shareholder generally will be required to treat any gain realized upon a disposition of common shares, or any so-called "excess distribution" received on its common shares, as ordinary income, and to pay an interest charge on a portion of such gain or distributions, unless the U.S. shareholder makes a timely and effective "qualified electing fund" election ("QEF Election") or a "mark-to-market" election with respect to the common shares. A U.S. shareholder who makes a QEF Election generally must report on a current basis its share of Eurasian's net capital gain and ordinary earnings for any year in which Eurasian is a PFIC, whether or not Eurasian distributes any amounts to its shareholders. For each tax year that Eurasian qualifies as a PFIC, Eurasian intends to: (a) make available to U.S. shareholders, upon their written request, a "PFIC Annual Information Statement" as described in Treasury Regulation Section 1.1295-1(g) (or any successor Treasury Regulation) and (b) upon written request, use commercially reasonable efforts to provide all additional information that such U.S. shareholder is required to obtain in connection with maintaining such QEF Election with regard to Eurasian. Eurasian may elect to provide such information on its website [www.EurasianMinerals.com](http://www.EurasianMinerals.com). This paragraph is qualified in its entirety by the discussion below the heading "Taxation – Certain United States Federal Income Tax Considerations." Each U.S. investor should consult its own tax advisor regarding the PFIC rules and the U.S. federal income tax consequences of the acquisition, ownership and disposition of common shares.

## **Corporate Governance and Public Disclosure Regulations**

The Company is subject to changing rules and regulations promulgated by a number of United States and Canadian governmental and self-regulated organizations, including the United States Securities and Exchange Commission (“SEC”), the British Columbia and Alberta Securities Commissions, the NYSE MKT and the TSX-V. These rules and regulations continue to evolve in scope and complexity and many new requirements have been created, making compliance more difficult and uncertain. The Company’s efforts to comply with the new rules and regulations have resulted in, and are likely to continue to result in, increased general and administrative expenses and a diversion of management time and attention from revenue-generating activities to compliance activities.

### **Internal Controls over Financial Reporting**

Applicable securities laws require an annual assessment by management of the effectiveness of the Company’s internal control over financial reporting. The Company may, in the future, fail to achieve and maintain the adequacy of its internal control over financial reporting, as such standards are modified, supplemented or amended from time to time, and the Company may not be able to ensure that it can conclude on an ongoing basis that it has effective internal control over financial reporting. Future acquisitions may provide the Company with challenges in implementing the required processes, procedures and controls in its acquired operations. Acquired Corporations may not have disclosure controls and procedures or internal control over financial reporting that are as thorough or effective as those required by securities laws currently applicable to the Company.

No evaluation can provide complete assurance that the Company’s internal control over financial reporting will detect or uncover all failures of persons within the Company to disclose material information otherwise required to be reported. The effectiveness of the Company’s controls and procedures could also be limited by simple errors or faulty judgments. In addition, should the Company expand in the future, the challenges involved in implementing appropriate internal control over financial reporting will increase and will require that the Company continue to improve its internal control over financial reporting.

## **ITEM 4. INFORMATION ON THE COMPANY**

### **4.A. History and Development of the Company**

#### Introduction

The Company’s corporate office is located at:

Suite 501, 543 Granville Street  
Vancouver, British Columbia, Canada V6C 1X8  
Telephone: (604) 688-6390  
Facsimile: (604) 688-1157  
Website: [www.EurasianMinerals.com](http://www.EurasianMinerals.com)  
Email: [kcasswell@seabordservices.com](mailto:kcasswell@seabordservices.com)

The contact person is: Kim Casswell, Corporate Secretary.

The Company’s registered and records office is located at Suite 704, 595 Howe Street, Vancouver, British Columbia, V6C 2T5.

The Company’s technical office is located at:

10001 W. Titan Road  
Littleton, Colorado  
United States of America, 80125  
Telephone: 303-973-8585  
Facsimile: 303-973-0715

The Company's fiscal year ends December 31.

The Company's Common Shares trade on the TSX-V under the symbol EMX and on the NYSE Market LLC under the symbol EMXX.

At December 31, 2015, the end of the Company's most recent fiscal year, there were 73,534,710 Common Shares issued and outstanding.

### Incorporation and Name Changes

Eurasian Minerals Inc. was incorporated under the laws of the Yukon Territory of Canada on August 21, 2001 as 33544 Yukon Inc. and, on October 10, 2001, changed its name to Southern European Exploration Ltd. On November 24, 2003, the Company completed the reverse take-over of Marchwell Capital Corp., a TSX-V-listed company incorporated in Alberta on May 13, 1996 and which subsequently changed its name to Eurasian Minerals Inc. On September 21, 2004, Eurasian continued into British Columbia from Alberta under the *Business Corporations Act*.

Eurasian's head office is located at Suite 501 – 543 Granville Street, Vancouver, British Columbia V6C 1X8, Canada, and its registered and records office is located at Northwest Law Group, Suite 704 – 595 Howe Street, Vancouver, British Columbia V6C 2T5, Canada.

Eurasian is a reporting issuer under the securities legislation of British Columbia and Alberta and is listed on the TSX-V, as a Tier 1 issuer, and the NYSE MKT (formerly known as the American Stock Exchange or AMEX). Eurasian's Common Shares without par value are traded on the TSX-V under the symbol EMX and on the NYSE MKT under the symbol EMXX.

### *Fiscal Year ended December 31, 2013*

Paul H. Zink ceased to be President of Eurasian Capital on January 31, 2013.

On February 27, 2013, the Company announced that its wholly-owned subsidiary, Eurasia Madencilik Ltd. Sti., had executed a definitive agreement with Tumad Madencilik Sanayi ve Ticaret A.S. ("Tumad"), a private Turkish company, giving Tumad an option to acquire Eurasian's Trab-23 gold (copper-molybdenum) porphyry project in northeast Turkey (the "Trab-23 Agreement"). The Trab-23 Agreement consists of: in-ground spending requirements to further develop the asset's value; a revenue stream of annual earn-in and pre-production payments; and a revenue stream based upon production. See "Mineral Properties – Turkey".

In April 2013 the Company announced the selection of the Iekelvare Designated Project in Sweden pursuant to the Alliance Agreement with Antofagasta Minerals S.A., a wholly-owned subsidiary of Antofagasta Plc, a Chilean mining company listed on the London Stock Exchange. Iekelvare joined Kiruna South as a Designated Project in Sweden. In March 2014 Antofagasta advised Eurasian that it was discontinuing further funding of the Kiruna South and Iekelvare Designated Projects.

Larry M. Okada was appointed to the Board of Directors on June 11, 2013.

On June 30, 2013, the Company announced the execution of an Option Agreement (the "Akarca Agreement") to sell the Akarca property in northwest Turkey to Çolakoğlu for a combination of cash payments, gold bullion, work commitments, and a royalty interest. The Akarca Agreement gives Çolakoğlu, the option to acquire EMX's 100%-owned Turkish subsidiary, AES Madencilik A.S. ("AES Turkey"), that controls the Akarca property. The Akarca Agreement required Çolakoğlu to make an up-front payment of US\$250,000 and in order to exercise the option, drill up at least 5,000 meters by the end of the first year, and make a US\$500,000 payment on exercise of the option. See "Mineral Properties – Turkey".

In August, the Company sold its geothermal energy assets in Slovakia and Peru to Starlight Geothermal Ltd. ("SGL"), an arm's length private company based in Houston, Texas, for cash payments, an equity position of approximately 5% in SGL's issued and outstanding voting share capital, annual advance minimum royalty payments until production commences and, once production commences, a 1% gross royalty on its geothermal licenses in Slovakia and a 0.5% gross royalty on its geothermal licenses in Peru.

On September 4, 2013, the Company announced that it had, through its wholly-owned subsidiary, Bronco Creek Exploration Inc. ("BCE" or "Bronco Creek"), entered into three option purchase agreements with Desert Star granting Desert Star options to acquire the Company's Red Top, Copper Springs, and Copper King porphyry copper projects in Arizona. See "Mineral Properties – North America".

In October 2013, Bronco Creek signed three exploration and earn-in agreements, with Savant Explorations Ltd. (TSX-V: SVT), a public company based in Vancouver, British Columbia ("Savant"), granting Savant options to earn in to the Company's Jasper Canyon, Buckhorn Creek, and Frazier Creek porphyry copper projects. See "Mineral Properties – North America".

On January 7, 2014, the Company announced the signing of an Exploration and Option Agreement (the “Alankoy Agreement”) with Ferrite Resources Ltd. (“Ferrite”), a privately-held Australian company, for the disposition, by option, of the Alankoy copper-gold property in northwestern Turkey. Ferrite has the option to earn a 100% interest in the project through work commitments, payments, and annual advance royalties. EMX will retain an uncapped 3% production royalty that cannot be purchased in advance or otherwise reduced. Under the Alankoy Agreement, Ferrite paid US\$35,000 upon signing the Alankoy Agreement and must expend at least US\$200,000 on exploration activities on the project each year for the three years. In addition, Ferrite is required to make annual deliveries of gold bullion to EMX as advance royalties. These will consist of 75 troy ounces of gold (or cash equivalent thereof) delivered on each of the first three anniversaries and annual advance royalties of 100 troy ounces of gold (or cash equivalent) on all subsequent anniversaries until commencement of commercial production. See “Mineral Properties – Turkey”.

On February 19, 2014, EMX signed an Exploration and Option Agreement (the “NQM Agreement”) with North Queensland Mining Pty Ltd. (“NQM”), a privately-held Australian company, respecting EMX’s Koonenberry exploration licenses in New South Wales, Australia. Under the NQM Agreement, Eurasian granted NQM the option, exercisable until February 19, 2017, to acquire the EMX subsidiary (EMX Exploration Pty Ltd.) that holds the Company’s remaining exploration licenses in the project area, with EMX retaining a 3% production royalty. On or before the second anniversary of the NQM Agreement date, NQM can reduce such 3% production royalty to 2.5%, by agreeing to pay annual advance royalties in the following amounts:

- 75 troy ounces of gold (or cash equivalent thereof) on the first anniversary of NQM’s election to reduce the amount of the production royalty,
- 100 troy ounces of gold (or cash equivalent) on the earlier of the third anniversary of the NQM Agreement date or the exercise of the election, and
- 100 troy ounces of gold (or cash equivalent) on all subsequent anniversaries of the NQM Agreement date until commencement of commercial production.

In February 2014, the Board of Directors adopted an Advance Notice Policy in respect of the election of directors. The purpose of the Policy is to provide shareholders, directors and management of the Company with a clear framework for nominating persons for election as directors of the Company. No person will be eligible for election unless nominated in accordance with the Policy. The Policy was ratified by the Company’s shareholders at its annual general meeting on May 13, 2014 and subsequently incorporated into the Company’s articles.

On April 25, 2014, incentive stock options, exercisable to purchase an aggregate of 1,531,000 Common Shares at a price of \$1.20 per share for a period of five years, were granted to officers, directors and employees of, and consultants to, the Company.

On April 25, 2014, the Company announced that it intended to issue an aggregate of 300,000 Common Shares in lieu of cash remuneration to two non-executive employees and a consultant. An aggregate of 300,000 Common Shares would be issued over a period of two years, with the initial tranche of 100,000 Common Shares being issued upon receipt of TSX-V and NYSE MKT approval, and a further 100,000 Common Shares on each of the first and second anniversaries. The first tranche was issued on May 30, 2014.

On May 13, 2014, James A. Morris resigned from the Board of Directors.

On May 15, 2014, EMX announced the signing of an Exploration and Option Agreement (the “Lomitas Agreement”), through its wholly-owned subsidiary Bronco Creek, respecting the Lomitas Negras porphyry copper project with Kennecott Exploration Company (“Kennecott”), part of the Rio Tinto Group. Pursuant to the Lomitas Agreement, Kennecott can earn a 100% interest in the project by completing US\$4,500,000 in exploration expenditures and paying escalating option payments totaling US\$900,000 within five years after the date of the Lomitas Agreement, after which EMX will retain a 2% NSR royalty.

In June 2014, Dr. Rael Lipson was appointed to the Company’s advisory board.

On July 4, 2014, EMX announced the signing of an Exploration and Option Agreement (the “Cathedral Well Agreement”) by its wholly-owned subsidiary Bronco Creek with Ely Gold and Minerals Inc. (“Ely Gold”), a Vancouver-based mineral exploration company listed on the TSX-V, respecting EMX’s Cathedral Well gold project. Pursuant to the Cathedral Well Agreement, Ely Gold can earn a 100% interest in the Project by paying EMX a total of US\$100,000 as follows: US\$25,000

upon execution of the Cathedral Well Agreement and US\$75,000 over the next three years, after which EMX will retain a 2.5% NSR royalty, inclusive of an underlying 0.5% NSR royalty.

On November 13, 2014, the Company announced the execution of an agreement with Land & Mineral Limited (“L&M”), a privately-held Australian company, giving L&M the right to acquire Hauraki Gold Ltd. (“Hauraki”), the wholly-owned EMX subsidiary that controls the Neavesville Property located in the Hauraki goldfield of New Zealand’s North Island. The purchase and sale agreement included an execution payment of \$100,000 (\$50,000 received in January 2015) and a series of anniversary and milestone payments equal to a certain amount of troy ounces of gold.

Pursuant to the amended agreement, L&M was to have paid the balance of the \$100,000 execution payment, being \$50,000 to the Company on or by no later than January 19, 2016. L&M is currently in default of this payment. See “Mineral Properties – Australia and New Zealand”.

#### *Fiscal Year ended December 31, 2015*

In February 2015, Mr. Paul H. Stephens was appointed to the Company’s advisory board.

In March 2015, Dr. Enders resigned from the position of Chief Operating Officer and as a Director of the Board. Dr. Enders will continue as a consultant and was appointed to the advisory board.

On May 4, 2015 the Company announced the signing of an Exploration and Option to Purchase Agreement, through its wholly owned subsidiary Bronco Creek, for the Superior West porphyry copper project with Kennecott (“Superior West Agreement”). The project is located adjacent to the Resolution porphyry copper project within the Superior Mining District, approximately 100 kilometers east of Phoenix, Arizona.

**Commercial Terms Overview.** Pursuant to the Superior West Agreement, Kennecott can earn a 100% interest in the project by making a cash payment upon execution of the Superior West Agreement of US\$149,187, and thereafter completing US\$5,500,000 in exploration expenditures and paying annual option payments totaling US\$1,000,000 before the fifth anniversary of the Agreement.

Upon exercise of the option the Company will retain a 2% NSR royalty on the properties. Kennecott has the right to buy down 1% of the NSR royalty covering 14 claims which are optioned (the “Optioned Claims”) from underlying claim holders by payment of US\$4,000,000 to EMX. Except with respect to the Optioned Claims, the royalty is not capped and not subject to buy-down.

After exercise of the option, annual advanced minimum royalty (“AMR”) payments are due starting at US\$125,000 and commencing on the first anniversary of the exercise of the option. The AMR payments will increase to US\$200,000 upon completion of an Order of Magnitude Study (“OMS”) or Preliminary Economic Assessment (“PEA”). Kennecott may make a one-time payment of US\$4,000,000 to extinguish the obligation to make AMR payments. In addition, if not previously extinguished, total AMR payments after the OMS or PEA milestone payment are capped at US\$4,000,000, and all AMR payments cease upon production from the properties.

In addition, Kennecott will make milestone payments consisting of:

- US\$500,000 upon completion of an OMS or PEA;
- US\$1,000,000 upon completion of a Prefeasibility Study; and
- US\$2,500,000 upon completion of a Feasibility Study. The Feasibility Study payment will be credited against future royalty payments.

On May 26, 2015 the Company reported the initial NI 43-101 resource estimate and Russian Federation project approvals for the Malmyzh copper-gold porphyry project. The Malmyzh exploration and mining licenses, located in the Russian Far East, are held by a Joint Venture between IG Copper LLC (“IGC”) (51%) and Freeport-McMoRan Exploration Corporation (“Freeport”) (49%), with IGC operating and managing the project. The Company is IGC’s largest shareholder with 42.2% of the issued and outstanding shares (37% on a fully diluted basis) resulting from investments totaling US \$7.8 million. The Company’s investment in IGC is in recognition of the significant potential of the district-scale discovery at Malmyzh, as well as IGC’s success in acquiring additional exploration properties in a prospective region under-explored for its porphyry copper-gold potential.



On June 11, 2015 the Company announced that pursuant to the Company's Stock Option Plan, an aggregate of 1,341,500 incentive stock options, exercisable at a price of \$0.66 per share for a period of five years, has been granted to officers, directors, employees and consultants of the Company.

On July 13, 2015 the Company announced that the National Instrument 43-101 *Standards of Disclosure for Mineral Projects* technical report titled "NI 43-101 Technical Report on the Initial Mineral Resource Estimate for the Malmyzh Copper-Gold Project, Khabarovsk Krai, Russian Federation" (the "Report") dated July 10, 2015 has been filed on SEDAR at [www.sedar.com](http://www.sedar.com) and on the SEC's website at [www.sec.gov](http://www.sec.gov). On August 4, 2015 the Company announced the signing of an Exploration and Option to Purchase Agreement, through its wholly owned subsidiary Bronco Creek, for the Aguila de Cobre porphyry copper project (the "Aguila de Cobre Project") with Kennecott ("Aguila de Cobre Agreement"). The Aguila de Cobre Project is located approximately 120 kilometers west of Phoenix, Arizona in a relatively un-explored region of the Arizona porphyry copper belt.

**Commercial Terms Overview.** Pursuant to the Aguila de Cobre Agreement, Kennecott can earn a 100% interest in the Aguila de Cobre Project by making cash payments and performing exploration as follows (all amounts are US\$):

*Cash Payments:*

- \$25,000 upon execution of the Aguila de Cobre Agreement (firm commitment);
- \$25,000 on the first and second anniversaries of the Agreement;
- \$50,000 on the third anniversary of the Aguila de Cobre Agreement; and
- \$100,000 upon exercise of the Option.

*Exploration:*

- Completing \$250,000 of exploration expenditures (or paying the Company that amount) by the first anniversary of the Aguila de Cobre Agreement (firm commitment); and
- Completing an additional \$3,750,000 of exploration expenditures (or paying the Company that amount) by the third anniversary of the Aguila de Cobre Agreement.

Upon exercise of the option, the Company will retain a 2% NSR royalty on the property. The royalty is not capped and not subject to buy-down. The Aguila de Cobre Agreement contains a one-mile area of interest provision.

After exercise of the option, AMR payments are due starting at \$50,000 and commencing on the first anniversary of the exercise of the option. The AMR payments will increase to \$100,000 upon completion of an OMS or PEA, after which Kennecott may make a one-time payment of \$2,500,000 to extinguish the obligation to make future AMR payments. In addition, if not previously extinguished, total AMR payments after the OMS or PEA milestone payment are capped at \$2,500,000, and all AMR payments cease upon production from the properties.

In addition, Kennecott will make milestone payments consisting of:

- \$500,000 upon completion of an OMS or PEA;
- \$500,000 upon completion of a Prefeasibility Study; and
- \$1,000,000 upon completion of a Feasibility Study - this payment will be credited against future royalty payments.

On October 30, 2015 the Company announced that it has regained 100% control of the Akarca gold-silver project in Turkey (the "Property"). The Company had an agreement with Çolakoglu Ticari Yatirim A.S. ("Çolakoglu"), a privately owned Turkish company, for an option to acquire AES Turkey, a Turkish corporation that controls the Property. Çolakoglu has advised the Company that it decided to forego exercising the option. Çolakoglu has made cash payments of US \$350,000 to the Company while advancing the Property through substantial exploration and drilling programs, as well as metallurgical and environmental studies.

The Akarca project is a grassroots discovery highlighted by six separate gold-silver mineralized centers occurring within a district-scale area. Exploration completed to date includes 245 core and reverse circulation holes totaling about 26,400 meters of drilling and property-wide geologic mapping, geochemical sampling, and geophysical surveys. This work has been conducted primarily through partner-funded programs totaling over US \$13 million that considerably advanced the project.

On November 2, 2015 the Company announced the sale of its interests in Haiti to joint venture partner Newmont Ventures Limited ("Newmont" or "NVL"), a wholly owned subsidiary of Newmont Mining Corporation (NYSE: NEM), for a US \$4 million (CDN \$5.3 million) cash payment and a retained 0.5% NSR royalty interest.

The now terminated Eurasian-Newmont joint ventures (the “Joint Ventures”) covered six designated exploration areas along a 130 kilometer trend of northern Haiti’s Massif du Nord mineral belt. Since 2013, activities in the designated exploration areas have been limited to care and maintenance only.

Pursuant to the transaction, Newmont acquired all of the Company's interest in the Research Permit applications on the following terms:

- Newmont paid US \$4 million (CDN \$5.3 million) in cash to the Company at closing;
- The Joint Ventures were terminated;
- The Company retains a 0.5% NSR royalty on the 49 Research Permit applications covering the designated exploration areas; and
- The Company retains the right to acquire any properties proposed to be abandoned or surrendered by Newmont.

On November 16, 2015, the Company announced the resignation of Valerie Barlow as Corporate Secretary and the appointment of Kim Casswell in her place.

On November 23, 2015, the Company announced the signing of an Exploration and Option Agreement with Black Sea Copper & Gold Corp. (“Black Sea”), a privately-held British Columbia corporation, for the Alankoy copper-gold property in northwestern Turkey. Black Sea has the option to earn a 100% interest in the subsidiary companies that control the property through work commitments, payments, and annual advance royalties (“AARs”). The Company will retain an uncapped production royalty for all minerals produced from the project. The royalty cannot be purchased in advance or otherwise reduced.

**Commercial Terms.** Pursuant to the Agreement, Black Sea has the option to acquire the Company’s subsidiaries that hold the Alankoy project, with the Company retaining a production royalty of 3% for gold, silver, and other precious metals and 2% for all other minerals produced from the project. To do so, Black Sea is to make payments to the Company and conduct exploration as follows:

- Pay US \$25,000 upon signing the Agreement;
- Expend at least US \$75,000 on exploration activities on or before the later of June 1, 2016 and the date on which drilling permits have been issued (the “Commencement Date”);
- Conduct at least 1,500 meters of exploration drilling by the first anniversary of the Commencement Date;
- Expend at least an additional US \$200,000 on exploration activities by the second anniversary of the Commencement Date;
- Expend at least an aggregate of US \$3,000,000 on exploration activities on or before the sixth anniversary of the date of the Agreement; and
- Pay 500 troy ounces of gold (or cash equivalent thereof) upon a decision to develop a mine on the project.

In addition, Black Sea is to make annual deliveries of gold bullion (or cash equivalent thereof) to the Company as AARs, as follows:

- 37.5 troy ounces of gold delivered on the first anniversary of the date of the Agreement (this payment may be made in shares of Black Sea if at that time Black Sea is publicly traded on the TSX-V);
- 75 troy ounces of gold delivered on the second and third anniversaries of the date of the Agreement; and
- 100 troy ounces of gold delivered on all subsequent anniversaries until commencement of commercial production.

On November 24, 2015 the Company announced the signing of an Exploration and Option Agreement, through its wholly owned subsidiary Bronco Creek, for the Hardshell Skarn project (the “Hardshell Project”) with Arizona Minerals Inc. (“AZ Minerals”). The Hardshell Project is located approximately 75 kilometers southeast of Tucson, Arizona within the Patagonia Mountains and adjacent to AZ Minerals' advancing Hermosa project.

**Commercial Terms Overview.** Pursuant to the Agreement, AZ Minerals can earn a 100% interest in the Hardshell Project by making cash payments totaling \$85,000 (all amounts are US\$). Upon exercise of the option the Company will retain a 2% NSR royalty on the Hardshell Project and receive AAR payments of \$5,000 commencing on the first anniversary of the exercise of the option. The royalty is not capped and not subject to buy-down.

On December 10, 2015 the Company announced that IGC advises that an additional license has been granted for the Malmyzh copper-gold porphyry project in Far East Russia. The Malmyzh licenses are held by IGC (51%) and Freeport (49%), with IGC operating and managing the project. The new “Malmyzh Flanks” exploration license expands the Joint

Venture's land position covering the Malmyzh district for a total of 226.9 square kilometers, and includes additional areas for potential infrastructure development as well as extensions to known exploration targets.

On December 23, 2015 the Company announced it has been advised of the initial shipment of material for processing from the Balya lead-zinc-silver royalty property by owner and operator Dedeman Balya Kursun Cinko Isletmeleri A.S. The Company retains an uncapped 4% net smelter return royalty on the Balya property, which is located in the historic Balya mining district of northwestern Turkey. The Dedeman group (collectively "Dedeman") includes privately-held Turkish mining companies with active operations that produce lead, zinc, silver, and chromite.

#### *Subsequent to 2015*

On February 23, 2016 the Company announced the execution of a purchase agreement for net smelter return royalty interests on the Maggie Creek and Afgan gold properties from Golden Predator US Holding Corp. ("Golden Predator"), a wholly-owned subsidiary of Till Capital Ltd. ("TCL"). Golden Predator owns a 2% NSR royalty on all precious metals and a 1% NSR royalty on all other minerals for the Maggie Creek property, which is located north-northeast of Newmont Mining Corporation's ("Newmont") Gold Quarry open pit operations on the Carlin Trend, and a 1% NSR royalty on all minerals for the Afgan property, which occurs on the Battle Mountain-Eureka Trend. The addition of these two royalty assets will strengthen the Company's growing Nevada gold portfolio that includes the Leeville royalty property on the Northern Carlin Trend, as well as the Maggie Creek South royalty property located south-southeast of Gold Quarry.

**Commercial Terms Overview.** A summary of the Agreement's commercial terms includes:

- Purchase by the Company of Golden Predator's NSR royalties covering the Maggie Creek (2% NSR on precious metals and 1% NSR royalty on all other minerals) and Afgan (1% NSR royalty) properties;
- Issuance by the Company of 250,000 EMX shares to TCL as consideration for the purchase; and
- Approval by the TSX-V and NYSE MKT as a condition precedent to closing the transaction.

On March 7, 2016 the Company announced that the purchase of net smelter return royalty interests has been completed for the Maggie Creek and Afgan gold properties from Golden Predator after receiving approvals from the TSX-V and NYSE MKT.

#### **4.B. BUSINESS OVERVIEW**

Eurasian is principally in the business of exploring for, and generating royalties from, metals and minerals properties, as well as identifying royalty opportunities for purchase. Eurasian's business is carried out as a royalty and prospect generator. Under the royalty and prospect generation business model, it acquires and advances early-stage mineral exploration projects and then options the projects to, and thereby forms relationships with, other parties in consideration of a retained royalty interest, as well as annual advanced royalty and other cash or share payments and exploration carried out by the other parties. Through its various agreements, Eurasian also provides technical and commercial assistance to such companies as the projects advance. By optioning interests in its projects to third parties for a royalty interest, Eurasian:

- (a) reduces its exposure to the costs and risks associated with mineral exploration and project development,
- (b) maintains the opportunity to participate in early-stage exploration upside; and
- (c) develops a pipeline for potential production royalty payments and associated greenfields discoveries in the future.

This approach helps preserve the Company's treasury, which can be utilized for further project acquisitions and other business initiatives.

The Company's royalty and exploration portfolio consists of properties in North America, Turkey, Europe, Haiti, Australia, and the Asia-Pacific region. Eurasian started receiving royalty income as of August 17, 2012 when it acquired Bullion Monarch. This royalty cash flow serves to provide a foundation to support the Company's growth over the long term.

Strategic investments are an important complement to the Company's royalty and prospect generation initiatives. These investments are made in unrecognized or under-valued exploration companies identified by Eurasian. EMX helps to develop the value of these assets, with exit strategies that can include royalty positions or equity sales.

## **Government Regulation and Environmental Protection**

Eurasian's current exploration activities are conducted in North America, Turkey, Europe, Haiti, Australia and New Zealand. Such activities are affected in varying degrees by political stability and government regulations relating to foreign investment and the mining industry. Changes in these regulations or shifts in political attitudes are beyond Eurasian's control and may adversely affect Eurasian's business. Operations may be affected in varying degrees by government regulations with respect to restrictions on production, income taxes, expropriation of property, repatriation of funds, environmental legislation and mine safety.

The mining industry is also subject to extensive and varying environmental regulations in each of the jurisdictions in which Eurasian operates. Environmental regulations establish standards respecting health, safety and environmental matters and place restrictions on toxins resulting from mining activities. These regulations can have an impact on the selection of mining projects and facilities, potentially resulting in increased capital expenditures by Eurasian or its joint venture partners. In addition, environmental legislation may require certain projects to be abandoned and sites reclaimed to the satisfaction of local authorities. Eurasian is committed to complying with environmental and operation legislation wherever it operates.

Eurasian's current or future operations, including exploration and development activities on its properties, require permits from various governmental authorities, and such operations are, and will be, governed by laws and regulations governing exploration, development, taxes, occupational health, waste disposal, toxic substances, land use, environmental protection and other matters. Compliance with these requirements may prove to be difficult and expensive. While Eurasian has properties in numerous jurisdictions, its most advanced projects are located in Turkey and the United States.

### *Governmental Regulation in Turkey*

#### Mining Regulation

The legal mining regime in Turkey is principally governed by the Turkish Mining Law No. 3213, as amended most recently on February 4, 2015<sup>1</sup> for the purpose of eliminating and removing the problems as seen in practice, avoid the labour accidents, restate the mining license fees, governmental royalties, sanctions etc in order to make it more compliant with the most recent global conditions. The Turkish Mining Activities Implementation Communiqué was adopted and amended during the amendment of Turkish Mining Law on June 10, 2010; however, this Implementation Communiqué has not been amended yet in accordance with the latest amendments of Turkish Mining Law dated February 4, 2015. Turkey is still awaiting the adoption of the amendment of Implementation Communiqué to comply with latest amended Turkish Mining Law. The mining sector is regulated under the umbrella of the General Directorate of Mining Affairs of Republic of Turkey, a unit of the Ministry of Energy and Natural Resources of Republic of Turkey. Mining rights and minerals are exclusively owned by the Turkish state, and the ownership of minerals in Turkey is not subject to the ownership of the relevant land. The state, under the Turkish Mining Law and secondary mining legislation, delegates its rights to explore and operate to Turkish individuals or legal entities established under Turkish law by issuing licenses for a determined period of time in return for the payment of a royalty. There is no distinction between the mining rights that may be acquired by local investors and those that may be acquired by foreign investors so long as foreign investors establish a company in Turkey under Turkish law.

The General Directorate of Mining Affairs, a unit of the Ministry of Energy and Natural Resources of Republic of Turkey, is the authorized body to regulate mining activities and to issue mining licenses in Turkey. In addition, local administrative bodies of Turkey also have a certain level of authority relating to licenses and the regulation of mining facilities. Transferring the mining license is subject to the prior approval of the Ministry of Energy and Natural Resources of Republic of Turkey.

The Turkish Mining Law classifies underground resources in six different groups, and the licensing procedure for each group differs slightly. Briefly, the groups are as follows: (I) sand and gravel, (II) marble and other similar decorative stones, (III) mineral salts from seas, lakes and fresh waters, (IV) energy, metal and industrial minerals, including gold, silver, platinum, copper, lead, zinc, aluminum, uranium, thorium and radioactive minerals, (V) precious minerals such as gemstones, and (VI) a group of minerals which is not stated amongst these groups shall be identified by the Ministry of Energy and Natural Resources of Republic of Turkey under secondary legislation of Turkey.

There are two types of licenses granted for the exploration and operation of mines and one type of operation permit under the Turkish Mining Law, as follows:

---

<sup>1</sup> Turkish Mining Law No.3213 was first adopted on June 4, 1985 with several amendments on December 24, 1986, July 30, 1999, June 15, 2001, May 26 2004, June 3, 2007, June 10, 2010 and with the latest amendment on February 4, 2015.

- Group II (b), Group III, Group IV minerals at the first stage require general exploration licenses. Group V minerals require exploration certificates. Group I and Group II (a) and (c) are directly granted with operation licences.
- exploration license, enabling its holder to carry out general exploration activities (i.e., all mining activities other than those carried out for production) in a specific area issued for a period of two years for Group IV minerals including gold mining and one year for the other groups. If the license holder owning a group of minerals satisfies its obligations, the license holder owning Group IV minerals will have a right to an additional four years of detailed exploration; for Group II (b), Group III and Group V mines, the relevant license holder is obliged to meet the operation license's requirements until the end of its general exploration period.
- operation license, enabling its holder to carry out operational activities within the same area as stated in the exploration license for the proved, potential and feasible mine reserve area. The term of the operation license for Group I (a) minerals are five years. The other groups of minerals are at least ten years depending on the specific project. The terms of the operation licenses may generally be extended upon the application of the license holder with a new operation project provided that such extension request is accepted by the General Directorate of Mining Affairs of Turkey. The term of the operation license for Group I (a) minerals cannot exceed thirty years, for Group II minerals cannot exceed forty years, and for other groups of minerals cannot exceed fifty years. Extension requests more than thirty years for Group I (a) minerals and forty years for Group II minerals are made directly to the Ministry of Energy and Natural Resources of Republic of Turkey and more than fifty years for other groups of minerals are made directly to Ministry of Council of Republic of Turkey.
- operation permit, enabling its holder to operate a specific mine as specified in the operation license and granted only for the proved mine reserves area that is determined during the prospecting period. The license holder, within three years following the issuance of the operation license shall obtain the required approvals, permits such as environmental impact assessment decision, ownership decision, land usage decision, workplace opening and operation permit and other permits stated under clause 7 of the Mining Law and then, accordingly, the license holder is granted the operation permit by the General Directorate of Mining Affairs of Turkey. The operation permit is required to be obtained until the end of the term of the operation license.

The Turkish Mining Law provides for different royalty percentages for different groups of mines. The royalty percentages for Group IV minerals, including gold, silver, platinum, lead copper, zinc, aluminum and uranium oxide minerals are in the below chart.

The Royalty Percentages For Group IV Minerals under Turkish Mining Law

Royalty(%)	Gold \$/oz	Silver \$/oz	Platinum \$/oz	Copper \$/oz	Lead \$/oz	Zinc \$/oz	Chrome \$/T	Aluminum \$/T	Uranium Oxide \$/lb
2	<800	<10	<500	<5000	<1000	<1000	<100	<1000	<20
4	801-1250	11-20	501-1000	5001-7500	1001-2000	1001-2500	101-300	1001-2000	20-40
6	1251-1500	21-25	1001-1250	7501-8000	2001-2250	2501-3000	301-500	2001-2350	41-80
8	1501-1750	25-30	1251-1500	8001-8500	2251-2500	3001-3500	501-700	2351-2600	81-110
10	1751-2000	31-35	1501-1750	8501-9000	2501-3000	3501-4000	701-900	2601-2850	111-140
14	2001-2250	36-40	1751-2000	9001-9500	3001-3500	4001-4500	901-1100	2851-3100	141-170
16	>2251	>41	>2001	>9501	>3501	>4501	>1101	>3101	>171

#### Environmental Regulation

In Turkey, where Eurasian's most advanced projects are located, both the level of environmental regulation and its enforcement have become more stringent in recent years. Mining operations are subject to environmental laws and regulations promulgated by the Turkish Ministry of Environment and Urban Planning, the Ministry of Forestry and Water Works and regional and local authorities. The Turkish Mining Law amended in 2015 has brought more detailed provisions to the mining activities for the compliance of environmental rules. The Regulation on Environmental Impact Assessments, for example, requires any entity that is involved in activities that could have an environmental impact to prepare a Report of Environmental Impact Assessment or a Project Information File. No approvals, permits, incentives, or construction and occupancy licenses may be granted, nor any investments made, nor any tenders awarded for these projects unless and until

the Turkish Ministry of Environment and Urban Planning issues a positive assessment of the environmental impact of the subject activities. The Turkish environmental laws and regulations also require certain businesses to comply with ongoing requirements to reduce the environmental impact of certain operations and activities, which also include mining activities. In addition, in Turkey, the issue of allocation of environmentally sensitive areas such as forest areas, hunting areas, special protection areas, national parks and agriculture areas for the granting of licenses for activities to be carried out in such areas is also regulated and is under the supervision of the Turkish Ministry of Forestry and Water Works.

Under current Turkish environmental laws and regulations, regulatory authorities may suspend or terminate non-compliant operations, levy monetary penalties and require non-compliant entities to bear the cost of related remediation programs. For example, under Turkish environmental and criminal laws, non-compliant operations may be subject to private action and liable for damages arising from their activities, as well as subject to criminal penalties (such as imprisonment and monetary fines) for deliberately providing regulatory authorities with false or misleading information regarding regulated activities or otherwise failing to comply with certain regulations. In addition, a property owner may be held liable for the cost of the removal or remediation of hazardous or toxic wastes discovered on its property, the cost of which could be substantial, where generally such liability attaches regardless of whether the owner knew of, or was responsible for, the presence of such hazardous or toxic substances.

Environmental laws, as they may be amended over time, can impose restrictions on the manner of use of properties, and compliance with these restrictions may require substantial expenditures. Environmental laws and regulations impose sanctions for non-compliance and may be enforced by governmental agencies. Third parties also may seek recovery from companies for personal injury or property damage associated with exposure to the release of hazardous substances.

### Commercial Regulation

The Turkish Commercial Code numbered 6762, which was in effect as of 1957, has been amended substantially with the new Turkish Commercial Code numbered 6102 (the “New Turkish Commercial Code”). The New Turkish Commercial Code has come into force on July 1, 2012. The New Turkish Commercial Code is intended to provide for institutionalisation, increased competitive power and the establishment of increased public confidence, corporate governance and transparency, and permits joint stock companies and limited liability companies to be established with only one shareholder and with one board member.

Some of the key features of the New Turkish Code include the following:

- Companies are generally obliged to have a website online and to allocate a part of this website to publish certain issues, documents, financial statements and resolutions whether publicly traded or not.
- For joint stock companies, it is sufficient for the board of directors to consist of solely one member. A legal entity can also be a board member; however in this case, a natural person must be designated to represent the legal entity. There is no restriction and mandatory requirement for the board members to reside in Turkey and to be a Turkish citizen.
- Board members of a joint stock company are no longer required to be a shareholder in the company.
- The financial tables of a joint stock company are to be prepared in accordance with the financial reporting standards determined by the Turkish Accounting Standards Board. These standards are expected to be amended to comply with the International Financial Reporting Standards (“IFRS”).
- The New Turkish Commercial Code enables the board members to attend and to vote in meetings via transfer of image and voice according to the provisions of the articles of association of the company. The provisions regarding the meeting and decision quorum of the board of directors shall also be applicable if the meetings of the board of directors are held in an electronic environment.
- The New Turkish Commercial Code stipulates the rights of shareholders to attend, give proposals, declare opinions and vote at the general assembly of joint stock company via electronic means.
- The management and representation of a limited company may be performed by one or more managers. For a limited liability company, it is sufficient to have at least one manager. If there is more than one manager then there is a board of managers. In this situation, one of the managers is appointed by general assembly as a chairman of the board of managers. The President of board of managers has an authority to make all statements and declarations on behalf of the company. In any case, at least one shareholder must be appointed as a manager who has a right to manage and represent the limited liability company.
- The limited liability company must keep a share ledger. The share ledger shall reflect the following; names/titles and addresses of the shareholders, number of shares held by each shareholder, share transfer details, nominal value of shares, class of shares, encumbrances over the shares and the names/titles and addresses of beneficiaries of such encumbrances created over the shares.

- The limited liability company is obliged to keep the commercial books indicating the commercial transactions and asset structure of the company. The LLC shall observe and apply Turkish Accounting Standards as announced by the Turkish Accounting Standards Board, including the conceptual framework of accounting principles and interpretations while keeping its commercial books. An important change however, is that the compulsory accounting standards will adopt IFRS. The opening and closing of the books must be certified by a notary public.
- The manager(s) of a limited liability company must prepare and submit to the attention of the general assembly the financial charts, appendices and the activity report of the company for the preceding accounting period. This must be done in accordance with the Turkish Accounting Standards and within the first three months of the relevant accounting period (fiscal year) following the balance sheet date. The relevant Turkish Accounting Standards have been applicable from January 1, 2013.

Eurasian cannot predict the outcome of each effect of the New Turkish Code, and compliance with these requirements may prove to be difficult and expensive.

#### Repatriation of Earnings

Currently, there are no restrictions on the repatriation of earnings or capital to foreign entities from Turkey, where Eurasian's most advanced projects are located. However, there can be no assurance that any such restrictions on repatriation of earnings or capital from Turkey or any other country where we may invest will not be imposed in the future.

#### *Governmental Regulation in the United States*

##### Mining Regulation

Mining activities in the United States are subject to numerous federal, state and local laws and regulations. At the federal level, mines are subject to inspection and regulation by the Division of Mine Safety and Health Administration of the Department of Labor ("MSHA") under provisions of the Federal Mine Safety and Health Act of 1977. The Occupation Safety and Health Administration also has jurisdiction over certain safety and health standards not covered by MSHA. Mining operations and all proposed exploration and development will require a variety of permits. In addition, any mining operations occurring on federal property are subject to regulation and inspection by the Bureau of Land Management ("BLM"). Eurasian's current projects are also subject to state and local laws and regulations in Alaska, Arizona, Nevada and Wyoming.

##### Environmental Regulation

Eurasian's exploration, mining and processing operations are subject to various federal, state and local laws and regulations governing prospecting, exploration, development, production, labor standards, occupational health, mine safety, control of toxic substances, and other matters involving environmental protection and employment. United States environmental protection laws address the maintenance of air and water quality standards, the preservation of threatened and endangered species of wildlife and vegetation, the preservation of certain archaeological sites, reclamation, and limitations on the generation, transportation, storage and disposal of solid and hazardous wastes, among other things.

Legislation and implementation of regulations adopted or proposed by the United States Environmental Protection Agency, the BLM and by comparable agencies in various states directly and indirectly affect the mining industry in the United States. These laws and regulations address the environmental impact of mining and mineral processing, including potential contamination of soil and water from tailings, discharges and other wastes generated by mining process. In particular, legislation such as the Clean Water Act, the Clean Air Act, the Federal Resource Conservation and Recovery Act and the National Environmental Policy Act require analysis and/or impose effluent standards, new source performance standards, air quality standards and other design or operational requirements for various components of mining and mineral processing. Mining projects also are subject to regulations under the Comprehensive Environmental Response, Compensation and Liability Act of 1980, which regulates and establishes liability for the release of hazardous substances. In addition, statutes may impose liability on mine developers for remediation of waste they have created.

#### *Specialized Skill and Knowledge*

All aspects of Eurasian's business require specialized skills and knowledge. Such skills and knowledge include the areas of geology, finance, accounting and law.

### *Competitive Conditions*

Competition in the mineral exploration industry is intense. Eurasian competes with other companies, many of which have greater financial resources and technical facilities, for the acquisition and exploration of mineral interests, as well as for the recruitment and retention of qualified employees and consultants.

### *Raw Materials (Components)*

Other than water and electrical or mechanical power – all of which are readily available on or near its properties – Eurasian does not require any raw materials with which to carry out its business.

### *Intangible Property*

Eurasian does not have any need for nor does it use any brand names, circulation lists, patents, copyrights, trademarks, franchises, licenses, software (other than commercially available software), subscription lists or other intellectual property in its business.

### *Business Cycle & Seasonality*

Eurasian's royalty and prospect generator business model is cyclical and is impacted by commodity prices and cycles; however, its business is not seasonal.

### *Economic Dependence*

Eurasian's business is not substantially dependent on any contract such as a contract to sell the major part of its products or services or to purchase the major part of its requirements for goods, services or raw materials, or on any franchise or license or other agreement to use a patent, formula, trade secret, process or trade name upon which its business depends.

### *Renegotiation or Termination of Contracts*

It is not expected that Eurasian's business will be affected in the current financial year by the renegotiation or termination of contracts or sub-contracts.

### *Environmental Protection*

All phases of Eurasian's exploration are subject to environmental regulation in the various jurisdictions in which it operates.

Environmental legislation is evolving in a manner which requires stricter standards and enforcement, increased fines and penalties for non-compliance, more stringent environmental assessments of proposed projects and a heightened degree of responsibility for companies and their officers, directors and employees. While manageable, Eurasian expects this evolution (which affects most mineral exploration companies) might result in increased costs.

### *Employees*

At December 31, 2015, Eurasian had 38 employees and consultants working at various locations throughout the world.

### *Foreign Operations*

Many of Eurasian's properties are located outside of North America and many are located in areas traditionally considered to be risky from a political or economic perspective.

### *Bankruptcy Reorganizations*

There have not been any voluntary or involuntary bankruptcy, receivership or similar proceedings against Eurasian within the three most recently completed financial years or the current financial year.

### *Material Reorganizations*

Except as disclosed under the heading "Three-Year History", there has not been any material reorganization of Eurasian or its subsidiaries within the three most recently completed financial years or the current financial year.



## *Social or Environmental Policies*

Eurasian has implemented various social policies that are fundamental to its operations, such as policies regarding its relationship with the communities where the Company operates.

Eurasian is committed to the implementation of a comprehensive Health, Safety, Environment, Labor and Community Policy and a pro-active Stakeholder Engagement Strategy (the “Policies”). These Policies will be reviewed and updated on an annual or “as needed” basis. EMX ensures these Policies are made known to all its managers, staff, contractors and exploration and joint venture partners, and that the requirements contained therein are adequately planned, resourced implemented and monitored wherever EMX is actively managing the project and where EMX has obtained a formal commitment from its exploration and joint venture partners to adopt the same Policies.

### 1. Environmental Policy

The Company believes that good environmental management at every project it manages, whether in the exploration phase, feasibility stage, project construction or mine site operation, requires proactive health and safety procedures, transparent interaction with local communities and implementation of prudent expenditures and business performance standards that constitutes the foundation for successful exploration and subsequent development if the results warrant it.

Eurasian will develop and implement appropriate standard operating procedures for different stages of its ground technical surveys, prospecting and evaluation and development work which procedures will be designed to meet all applicable environmental requirements and best environmental practices in the mineral exploration industry.

### 2. Community Relations, Communication and Notification Policy

Proactive interaction with the stakeholders on whom the Company’s exploration and development programs may impact is considered an important part of the long-term investment that the Company is planning in its exploration programs in North America, Turkey, Europe, Haiti, Australia, and the Asia-Pacific region.

Eurasian recognizes that from the inception of exploration activities or a new field work program, and as the exploration project progresses towards development, it will be important to:

- ◆ communicate and proactively engage with all local communities and other stakeholders that may be affected by its exploration programs;
- ◆ inform and obtain a consensus with the full range of stakeholders that may be impacted upon by exploration, evaluation and development; and
- ◆ identify any vulnerable or marginalized groups within the affected communities (e.g. women, elders or handicapped) and ensure they are also reached by above information disclosure and consultation activities.

In these respects, Eurasian will work actively and transparently with governmental authorities, other elected parties, non-governmental organizations, and the communities themselves to ensure that the communities are aware of the activities of the Company, and that the impact and benefits of such activities are a benefit to the communities.

When detailed or advanced exploration activities, including drilling, evaluation and other such programs, are implemented, the Company will endeavor to identify how the impacts of such work on communities can best be managed, and how benefits can best be provided to communities through its activities. This will be undertaken in consultation with the affected communities.

### 3. Labour, Health and Safety Policy

The health and safety of its employees, contractors, affected communities and any other role players that may participate and be affected by the activities of EMX are crucial to the long term success of the Company.

The Company will establish and maintain a constructive work-management relationship, promote the fair treatment, non-discrimination, and equal opportunity of workers in accordance with Performance Standards 2, Labor and Working Conditions of the International Finance Company, a member of the World Bank Group.

Every effort will be made through training, regular reviews and briefings, and other procedures to ensure that best practice labor, health and safety and good international industry practices are implemented and maintained by Eurasian, including prompt and in-depth accident and incident investigation and the implementation of the conclusions thereof. The Company will take measures to prevent any child labor or forced labor.

The Company's aim is at all times to achieve zero lost-time injuries and fatalities.

#### 4. Development Stage Environmental and Social Management Policy

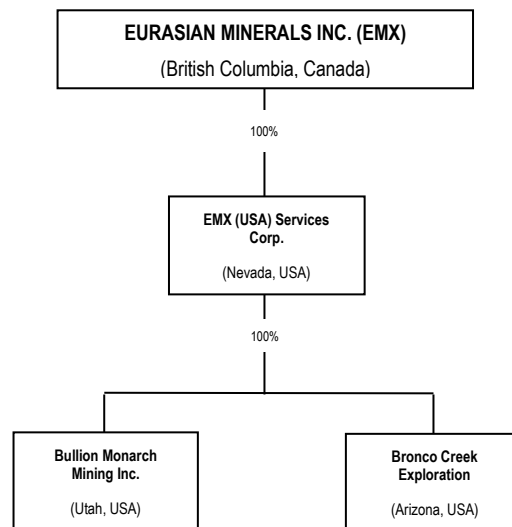
Eurasian will communicate and consult with local communities and stakeholders with a view to fostering mutual understanding and shared benefits through the promotion and maintenance of open and constructive dialogue and working relationships.

#### United States vs. Foreign Sales/Assets

At December 31, 2015, 2014 and 2013, the Company's assets were located in North America, Turkey, Europe, Haiti, Australia and New Zealand.

#### 4.C. Organization Structure

The corporate structure of Eurasian, its material (holding at least 10% of EMX's assets) subsidiaries, the percentage ownership that Eurasian holds or has contractual rights to acquire in such subsidiaries (if not wholly-owned) and the jurisdiction of incorporation of such corporations is set out in the chart below:



#### 4.D. Property, Plant and Equipment

The Company's executive offices are located in rented premises of approximately 4,200 sq. ft., shared by seven other companies at 543 Granville Street, Suite 501, Vancouver, British Columbia Canada V6C 1X8. The Company began occupying these facilities on May 1, 2011.

The Company owns a house in Littleton, Colorado which serves as the Company's office.

The Company's royalty, exploration, and strategic investment portfolio mainly consists of properties in North America, Turkey, Europe, Haiti, Australia, New Zealand, the Russian Federation, and Chile.

It is important to note that even if the Company completes its exploration programs on its properties and is successful in identifying mineral deposits, a substantial amount of capital will still have to be spent on each deposit for further drilling and engineering studies before management will know that the Company has a commercially viable mineral deposit (a reserve) on the property.

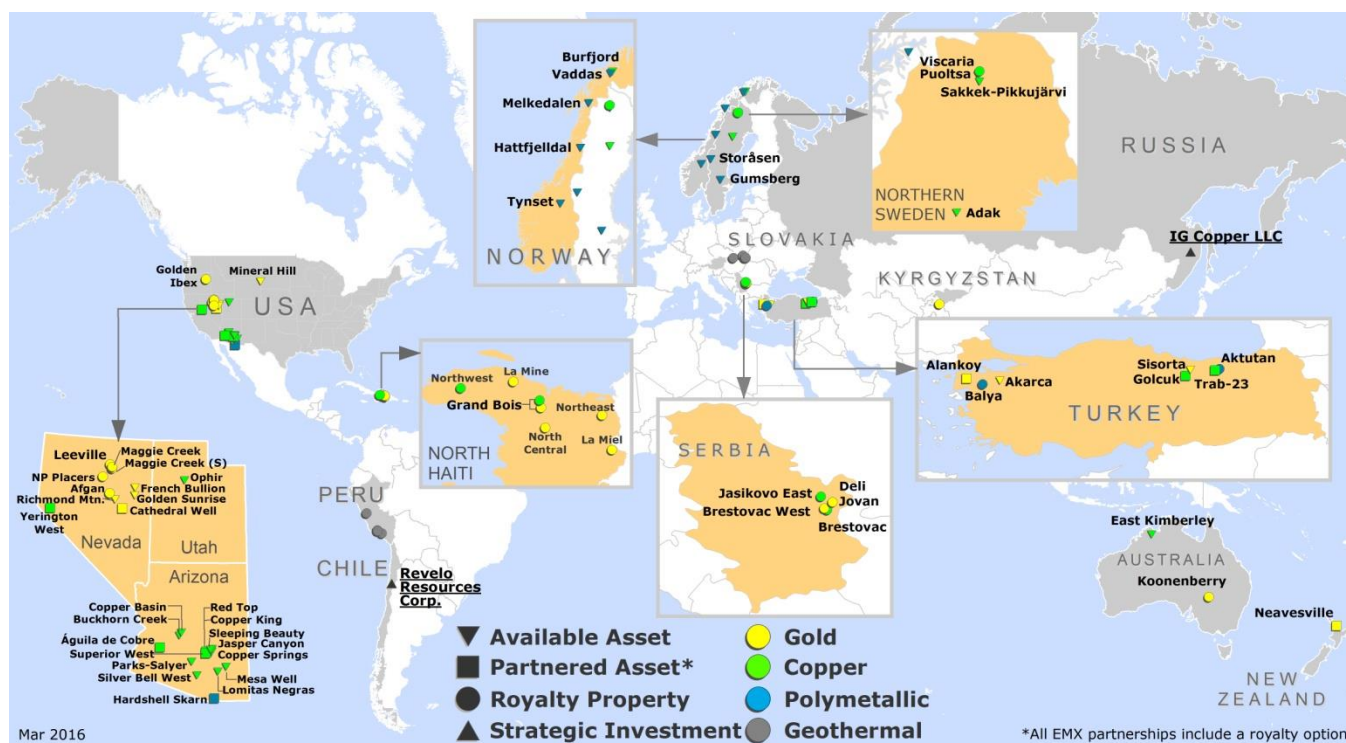
The terms "measured resource", "indicated resource" and "inferred resource" used in this report are Canadian geological and mining terms as defined in accordance with National Instrument 43-101, Standards of Disclosure for Mineral Projects of the Canadian Securities Administrators using the guidelines set out in the Canadian Institute of Mining, Metallurgy and Petroleum (the "CIM") Standards on Mineral Resources and Mineral Reserves, adopted by the CIM Council as may be amended from time to time by the CIM. We advise U.S. investors that while such terms are recognized and permitted under Canadian regulations, the SEC does not recognize them. U.S. investors are cautioned not to assume that any part or all of the mineral deposits in the measured and indicated categories will ever be converted into reserves.

“Inferred resources” have a greater amount of uncertainty as to their existence, and greater uncertainty as to their economic and legal feasibility. It cannot be assumed that all or any part of an inferred mineral resource will ever be upgraded to a higher category. Under Canadian rules estimates of inferred mineral resources may not form the basis of feasibility or other economic studies. U.S. investors are cautioned not to assume that any part or all of an inferred resource exists, or is economically or legally mineable.

Disclosure of gold and silver resources expressed in ounces in the mineral resource categories in this document are in compliance with Canadian National Instrument 43-101, but does not meet the requirements of Industry Guide 7, Description of Property by Corporations Engaged or to be Engaged in Significant Mining Operations, of the SEC, which will accept only the disclosure of tonnage and grade estimates for non-reserve mineralization.

Eurasian has been generating exploration projects for over twelve years, and is now focused on entering into agreements to convert those assets into royalty interests, as well as directly acquiring new royalty properties. In this time, EMX has built a portfolio of precious metal, base metal, polymetallic, and geothermal property and royalty interests that spans five continents and covers more than 1.5 million acres. These assets provide revenue streams from royalty, advance royalty and success-based bonus payments, while maintaining continual exposure to exploration upside as projects advance. Eurasian supplements mineral property revenue streams and value creation by leveraging its technical expertise to make strategic investments in other companies or projects that provide shareholders with additional investment upside potential.

Eurasian's two material properties are the Leeville royalty property located in Nevada's Northern Carlin Trend (see page 35), and the Malmyzh copper-gold project which is a strategic investment located in the Russian Far East (see page 47). Additional property descriptions are included in this report, but the Company does not consider that individually these properties are material at this time.



**Leeville and Royalty Property Overview**

A material EMX asset is the Leeville royalty property acquired in the 2012 Bullion Monarch merger that covers portions of Newmont Mining Corporation’s (NYSE:NEM) Leeville, Turf, and Four Corners underground gold mining operations in the Northern Carlin Trend. The Leeville 1% gross smelter return royalty paid approximately US\$1.26 million during the 12 months ending December 31, 2015. The royalty totaled 1,096 troy ounces of gold principally sourced from the Leeville mine, with minor contributions from other Newmont operations. The average realized gold price was US\$1,160 per troy ounce. Newmont’s Turf Vent Shaft Project was commissioned in November 2015. Newmont has stated that the project will provide the ventilation required to “increase production”, and “unlock” additional resources at “greater Leeville” (see Newmont Mining Corp’s 10-K and 10-Q filings for 2014 and 2015). As understood by the Company, "greater Leeville" includes

portions of EMX's royalty property, and the Turf Vent Shaft Project as described by Newmont may potentially have a positive impact on the Leeville royalty. However, the Company does not have access to the information from Newmont in order to confidently assess what, if any, that impact may be. In addition, Newmont has delineated a trend of sediment-hosted gold mineralization that extends southeast from the Leeville underground mining complex and across EMX's Leeville royalty property that covers portions of the Rita K and Full House exploration projects. These Newmont exploration successes underscore the prospectivity of the Leeville royalty property.

Further Carlin Trend exploration upside is provided by EMX's Maggie Creek South 3% NSR and Maggie Creek 2% NSR royalty properties. The Maggie Creek South royalty property was acquired in the 2012 merger with Bullion Monarch. The Maggie Creek royalty property is one of two royalties acquired from Golden Predator as a subsequent event in March 2016. The Maggie Creek South and Maggie Creek royalty properties collectively cover approximately 4.8 square miles of prospective ground within about a mile of Newmont's Gold Quarry open pit mining operation.

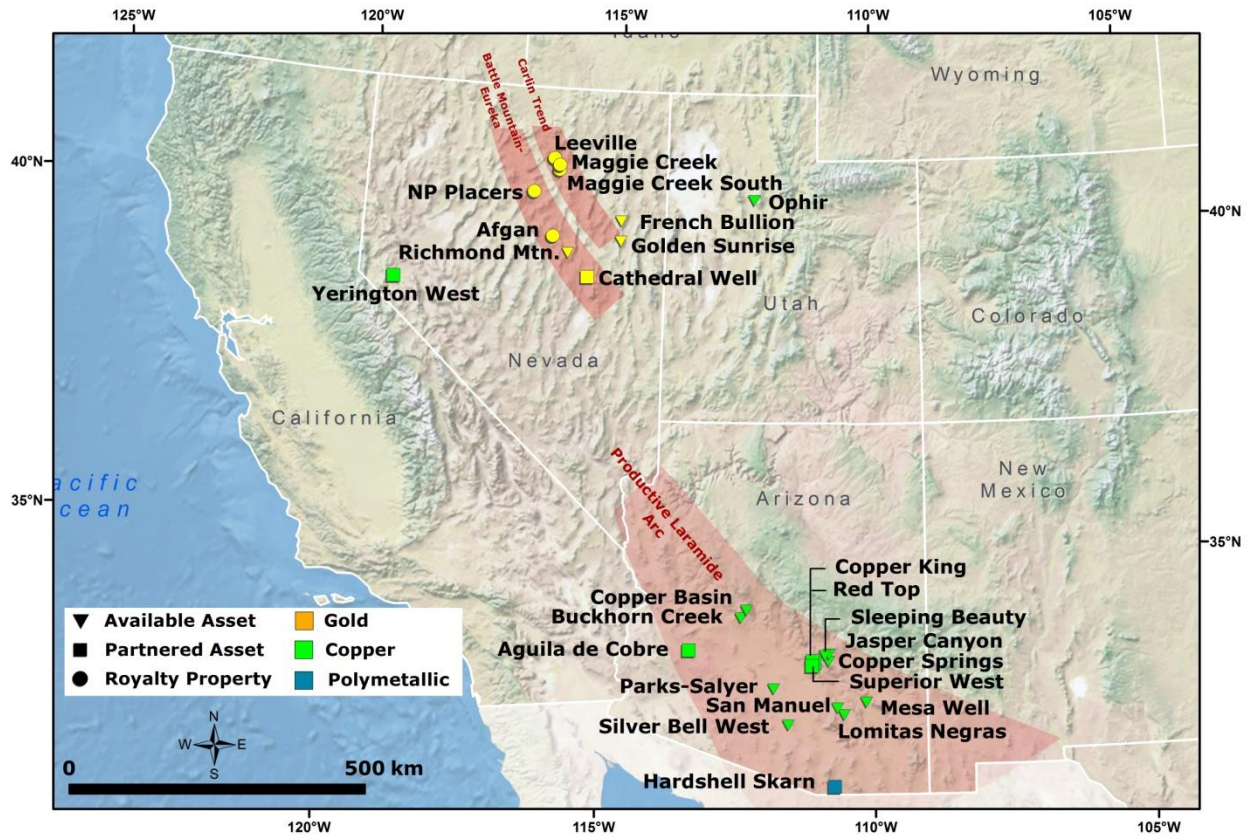
In addition to EMX's Carlin Trend royalty properties, the Company has royalty property interests elsewhere in the western U.S., as well as in Turkey, Serbia, Sweden, Australia, Slovakia, and Peru. The second Nevada gold royalty property resulting from the March 2016 purchase from Golden Predator is the Afgan 1% NSR royalty. In Turkey, the Balya lead-zinc-silver royalty property in Turkey, which resulted from early EMX prospect generation success, underwent initial, small scale underground development in 2015. EMX's portfolio in Serbia represents a combination of organically generated royalties complemented by a key royalty purchase that covers Reservoir Minerals Inc.'s (TSX-V:RMC) Cukaru Peki copper-gold discovery. All of EMX's interests in Haiti are now converted into NSR royalties, with the sale of joint venture interests to Newmont resulting in a US\$4 million cash payment as well as a 0.5% NSR royalty. The Viscaria iron-copper royalty, acquired from the purchase of the Phelps Dodge Exploration Sweden AB assets in 2010, has been actively advanced by Avalon Minerals Ltd. ("Avalon") (ASX:AVI) with an updated JORC resource estimate and "scoping" study. In Australia, the Koonenberry gold project is being advanced by other companies, with EMX retaining various royalty interests that cover the project area. EMX's geothermal interests in Slovakia and Peru provide royalty property diversification into energy assets that complement the Company's mineral property portfolio.

In addition, all of EMX's exploration properties optioned to, or joint ventured with, third parties include a royalty option. Many of these properties also provide advance minimum royalty or advance annual royalty payments that generate an early revenue stream to EMX's benefit during earn-in. Additional details on Eurasian's property portfolio are included in the following sections.

### **North America**

Eurasian's portfolio in North America totals 32 exploration and royalty properties covering more than 35,000 hectares. The properties are advanced through wholly-owned subsidiary Bronco Creek, and include porphyry copper-molybdenum, porphyry copper-gold, Carlin-type gold, and high-grade gold-silver vein projects. The exploration portfolio is comprised of 26 properties in Arizona, Nevada, Utah, and Wyoming. EMX currently has seven exploration projects partnered through BCE. In addition, there are six royalty properties, including the producing Leeville royalty (see above section), that are being advanced by partner companies.

The Company's 2015 work focused on advancing partner funded projects, executing new agreements for available projects, identifying key royalty assets for purchase, generative exploration, business development, and balancing the portfolio by acquiring new properties on open ground while dropping low priority projects. Eurasian is in discussions with a number of potential partners for the available North American properties, as well as for regional exploration alliances.



### Maggie Creek and Maggie Creek South Royalty Properties

The Maggie Creek property is located approximately two kilometers (~1.2 miles) north-northeast of Newmont's Gold Quarry mining operations on the Carlin Trend. EMX purchased the Maggie Creek 2% NSR royalty on all precious metals and a 1% NSR royalty on all other minerals from Golden Predator in March 2016. The Maggie Creek unpatented lode mining claims are controlled by Renaissance Gold Inc. (TSX-V:REN). Maggie Creek occurs along the northeast projection of the Gold Quarry fault zone, which is an important mineralizing control at the Gold Quarry mine. Exploration has been conducted by companies that include Newmont, Barrick, Western States, Teck, Cordex, and Freeport. Most of the historic drilling consisted of shallow, vertical holes that did not thoroughly test Carlin-type targets in the "upper plate" or "lower plate" rocks of the Roberts Mountain Allocthon.

The recent acquisition of the Maggie Creek royalty complements EMX's Maggie Creek South 3% NSR royalty previously acquired in 2012. Maggie Creek South occurs approximately 1.5 kilometers (~1 mile) south-southeast of Gold Quarry, and covers about 5.2 square kilometers (2 square miles). Maggie Creek South occurs on the southeast projection of the Good Hope fault trend, which has an alignment of deposits along its length including Mike, Tusc, Mac, and Gold Quarry, as well as the down-dip projection of favorable host rocks.

### Afgan Royalty Property

The Afgan property is located about 40 kilometers (25 miles) northwest of Eureka, Nevada on the Battle Mountain-Eureka Trend. EMX purchased the Afgan 1% NSR royalty as part of the March 2016 Golden Predator transaction that also included the Maggie Creek royalty (see above section). The Afgan unpatented lode mining claim block is controlled by McEwen Mining Inc. (NYSE:MUX, TSX:MUX). The property hosts a semi-continuous, 1,050 by 450 meter (~3,500 by 1,500 feet), north-northwest oriented zone of oxide gold mineralization delineated by historic drilling programs and hosting a historic resource. The mineralization occurs along the contact of thinly bedded siltstones of the Webb Formation with the underlying Devils Gate Limestone, which is a well documented geologic environment that can host Carlin-type deposits.

## **Superior West Property**

The Superior West project is located west of the historic mining town of Superior, Arizona, and adjacent to Resolution Copper's property. The project covers several porphyry copper targets, as well as the interpreted western extension of the historic Magma Vein.

In Q2, EMX executed an Exploration and Option to Purchase Agreement with Kennecott for the Superior West project. Kennecott may earn a 100% interest in the project by completing US\$5.5 million in exploration expenditures and making cash payments totaling US\$1,149,187, after which EMX will retain a 2% NSR in addition to annual AMR and certain project milestone payments. During Q3 and Q4, EMX conducted partner funded geologic mapping, geochemical sampling, geophysical surveying, and drill permitting work programs on the project.

## **Aguila de Cobre Property**

Aguila de Cobre is located approximately 120 kilometers west of Phoenix, Arizona in a relatively un-explored region of the Arizona porphyry copper belt. The property covers an area of shallow post-mineral cover ringed to the west by outcrops that exhibit alteration and mineralization characteristic of the margins of porphyry copper systems and developed over a broad area of >20 square kilometers. The alteration patterns vector towards the project's covered area, and highlight two distinct porphyry copper targets.

In Q3, EMX executed an Exploration and Option to Purchase Agreement with Kennecott for the Aguila de Cobre project. Kennecott may earn a 100% interest in the project by completing US\$4 million in exploration expenditures and making cash payments totaling US\$225,000 over a four year period, after which EMX will retain a 2% NSR in addition to annual advance minimum royalty and certain project milestone payments.

Aguila de Cobre was the second property partnered with Kennecott in 2015.

## **Hardshell Skarn Property**

The Hardshell Skarn project is located approximately 75 kilometers southeast of Tucson, Arizona within the Patagonia Mountains. The property lies between the Sunnyside porphyry copper system (Regal Resources Inc.) to the west, the Hermosa-Taylor project (AZ Minerals Inc.) to the east, and the historic Trench mine to the north. EMX has targeted base and precious metals mineralization hosted in skarn and replacement bodies within a series of Paleozoic limestones.

An Exploration and Option Agreement was executed in Q4 for the Hardshell Skarn project with Arizona Minerals Inc.. AZ Minerals can earn a 100% interest in the project by making cash payments totaling US\$85,000, and upon exercise of the option EMX will retain a 2% NSR royalty and receive annual advanced royalty payments. The EMX royalty is not capped and not subject to buy-down.

## **Copper King, Red Top, and Copper Springs Properties**

The Copper King, Red Top, and Copper Springs properties are three porphyry copper-molybdenum projects located in the Globe-Miami and Superior (Pioneer) mining districts. EMX executed three separate Option Purchase Agreements with Desert Star whereby Desert Star could acquire a 100% interest in each of the projects for cash, shares, and work commitments, after which EMX will retain a 2.5% NSR royalty.

During 2015, EMX assisted Desert Star with permitting at the Copper King and Red Top properties in preparation for reconnaissance drill programs anticipated in 2016. In Q1 2015, Eurasian regained 100% control of the Copper Springs project after Desert Star elected not to exercise its option for the property.

## **Yerington West Property**

The Yerington West joint venture property, located in the Yerington mining district of west-central Nevada, is partnered with Entrée Gold Inc. ("Entrée") (TSX:ETG, NYSE MKT:EGI). The project comprises a porphyry copper-molybdenum target and a copper-iron skarn target beneath cover rocks. Entrée continued their work on the adjacent Ann Mason property, including an updated PEA study. EMX has a 100% interest in the Yerington West project until Entrée completes its initial earn-in requirements.

## **Buckhorn Creek Property**

The Buckhorn Creek copper-molybdenum project is located in the porphyry copper belt of southern Arizona. The property was optioned to Savant in 2013. In Q3, Savant terminated the option agreement and the project returned to 100% EMX control. Savant advanced Buckhorn Creek by funding geologic mapping and geophysical surveys, as well as completing access agreements and permitting for proposed drill sites. BCE's recognition of post-mineral structural relationships, and the application of alteration and geochemical zoning patterns in that context, has identified porphyry copper targets that remain untested.

## **Cathedral Well Property**

The Cathedral Well project is located at the southern end of the Battle Mountain-Eureka gold trend and surrounds most of the historic Green Springs mine. Eurasian announced the execution of an option agreement with Ely Gold for the Cathedral Well property in June 2014. Ely Gold may earn a 100% interest in the property by making staged option payments and granting EMX a 2.5% NSR royalty, inclusive of an underlying 0.5% NSR royalty. After earning 100% interest in the project, Ely Gold will pay EMX annual advance royalties until commencement of commercial production. Eurasian understands that Ely Gold drill tested multiple targets across the consolidated Green Springs property position in 2015.

## **Other Work Conducted by Eurasian in the U.S.**

EMX continued evaluation of property and royalty acquisition opportunities in North America and streamlined the portfolio by dropping low priority projects. The generative work focused on gold opportunities in the Great Basin and porphyry copper targets in Arizona. EMX acquired the Golden Sunrise and other gold projects in Nevada by staking open ground. In addition, a new sediment-hosted copper exploration program led by consulting geologist Dr. Jon Thorson was initiated.

Eurasian elected to drop the Frazier Creek and Rush Basin projects due to a lack of encouraging exploration results.

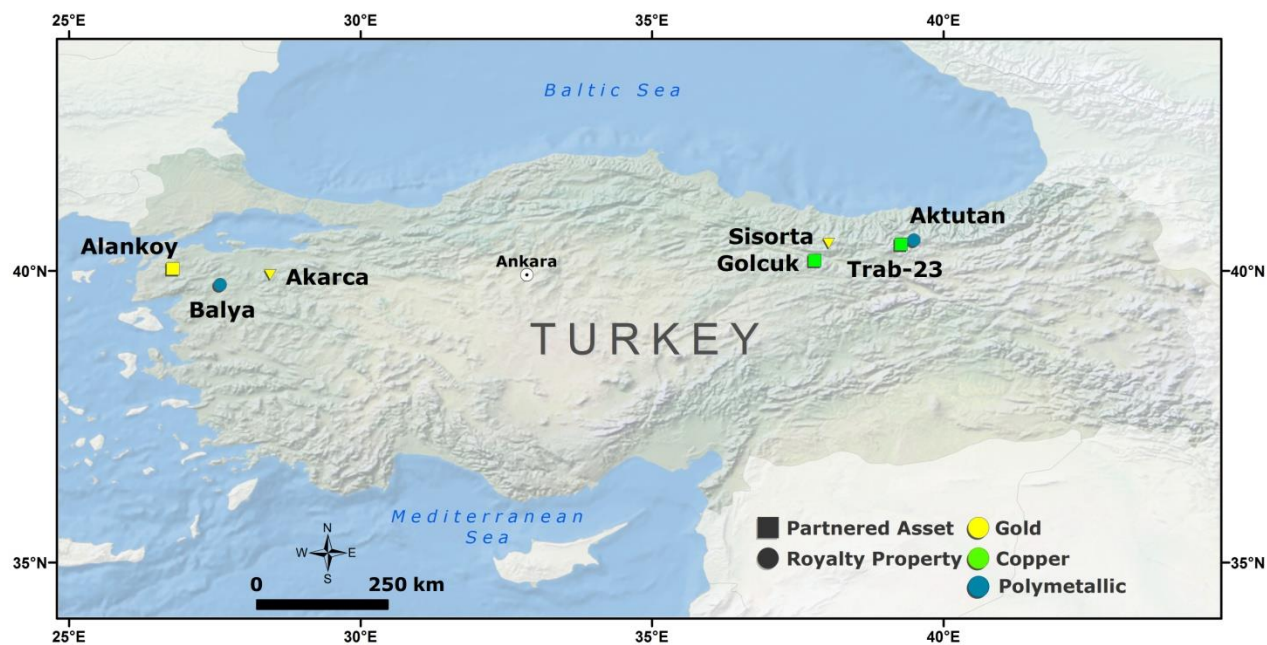
## **Qualified Person**

Dean D. Turner, CPG, a Qualified Person as defined by NI 43-101 and consultant to the Company, has reviewed, verified and approved the above technical disclosure on North America.

## **Turkey**

Eurasian holds mineral property interests in Turkey's Western Anatolia and Eastern Pontides mineral belts. These properties include bulk tonnage gold, gold-silver vein, polymetallic carbonate replacement, and porphyry gold-copper targets. Five of the seven EMX projects in Turkey are being advanced by partner companies, with two royalty properties (Balya and Aktutan) and three properties optioned for a retained royalty interest (Alankoy, Golcuk and Trab-23). The remaining two properties, the Akarca epithermal gold-silver project and Sisorta epithermal gold project, are 100% controlled by Eurasian and currently available for sale or partnership.

As a component of EMX's streamlining of operations and cost reductions, Eurasian's Ankara exploration office was closed in 2015. To manage its interests in Turkey, the Company retained the services of Dama Muhendislik Proje ve Maden San.Tic. A.S ("Dama"). Dama is an internationally recognized engineering company based in Ankara led by General Manager Sabri Karahan. Dama, under Mr. Karahan's direction, is managing EMX's mineral licenses, exploration programs, and administrative functions in Turkey.



### Akarca Property

The Akarca Property is a 2006 Eurasian grassroots exploration discovery in Turkey's Western Anatolia region. EMX regained 100% control of Akarca after Çolakoglu advised EMX that it would not exercise its option to acquire the project. The Akarca agreement with Çolakoglu required an up-front payment of US\$250,000 and drilling of at least 5,000 meters by the end of the first year (2014). Both of these conditions were met. In January, 2015 Eurasian granted Çolakoglu a six month extension from February, 2015 to exercise its option. As a condition of this extension, Çolakoglu paid EMX US\$100,000 (non-refundable) from the total US\$500,000 payment required to exercise the option. Overall, Çolakoglu paid a total of US\$350,000 to EMX, and conducted substantial drilling, trenching, geological mapping, geochemical sampling, and technical studies. Akarca is now available for sale or partnership, and EMX is engaged in discussions with several interested parties.

The Akarca project area currently has six drill defined zones of epithermal gold-silver mineralization. Since its discovery, 245 core and reverse circulation holes totaling about 26,400 meters have been drilled. Summaries of the six zones are given below.

- Kucukhugla Tepe is a 700 meter long, northwest trending zone of parallel vein systems that locally host higher grade mineralization. Drill results include an oxide intercept in AKC-131 of 58.5 meters (31.5-90.0 m) averaging 2.00 g/t gold and 15.3 g/t silver, with a high-grade sub-interval of 2.6 meters averaging 35.31 g/t gold and 226.6 g/t silver (true widths are 45% of reported interval lengths). The zone remains open along strike.
- Fula Tepe is a broad corridor of veining and silicification with a strike length of 950 meters and width of over 400 meters. Drill results include an oxide intercept in AKC-120 of 19.8 meters (28.9-48.7 m) averaging 8.49 g/t gold and 60.3 g/t silver, with a sub-interval of 1.0 meter assaying 155.50 g/t gold and 1060 g/t silver (true widths are 64% of reported interval lengths). The system remains open along strike to the northeast and southwest.
- The Hugla Tepe prospect is a 650 meter long zone of oxide gold-silver mineralization, quartz veining and IP-resistivity anomalies. The zone is oriented along a northeast strike direction that is parallel to, and approximately 400 meters southeast of, Fula Tepe.
- A target halfway between Hugla and Fula Tepe was drilled as a northeast aligned fence of holes at approximately 100 meter spacing. This drilling intersected gold-silver mineralization along a 550 meter northeast trend, and defines a newly recognized zone of concealed mineralization lying between the Hugla and Fula Tepe prospects.
- Sarikaya Tepe is the furthest west of the known zones of mineralization, and forms a distinctive north-south trending topographic high held up by multiple vein sets and silicified wall rocks. Sarikaya is notable for hosting higher-grade mineralization, including an oxide intercept reported from AKC-70 of 36.4 meters (0-36.4 m) averaging 5.67 g/t gold



and 53.31 g/t silver, with a sub-interval of 2.15 meters averaging 89.34 g/t gold and 835.16 g/t silver (true widths interpreted as 60-75% of reported interval lengths).

- Percem Tepe occurs on the east side of the property, and hosts gold-silver mineralization in two bodies of silicified, brecciated, and veined material that appear to be gently dipping to the northeast. This style of mineralization is a distinctive feature of Percem Tepe, in which broad zones of mineralized breccias and replacement bodies have been encountered. Drill results include an oxide intercept in AKC-74 starting at 18.2 meters of 101.0 meters averaging 1.25 g/t gold and 7.95 g/t silver (true width interpreted as 65-75% of reported interval length).
- Arap Tepe hosts near-surface oxide gold-silver mineralization developed in a series of east-west zones of mineralization. Only one of these zones has been systematically drilled (Zone A), with the other zones presenting upside exploration opportunities.

The exploration successes at Akarca have led to in-the-ground investments of over \$13 million, mostly by partner companies. In addition to drilling, 3100 rock and 3200 soil geochemical samples, 74 line-kilometers of IP-resistivity surveys, more than 11 line kilometers of trench sampling, and a property-wide gravity survey have been completed. The Akarca property is currently available for partnership.

Refer to EMX's SEDAR filed Akarca Technical Report and news releases dated July 19, 2012, January 18, 2013, March 1, 2013, June 20, 2013, August 22, 2013, January 27, 2014, July 17, 2014, March 2, 2015, and October 30, 2015 for more information on the Akarca exploration results and a description of the QA and QC measures used for the project.

### **Sisorta Property**

The Sisorta project, located in the Eastern Pontides mineral belt, is an epithermal gold deposit with an NI 43-101 mineral resource at a 0.4 g/t cutoff of 91,000 indicated gold ounces from 3.17 million tonnes averaging 0.89 g/t, and 212,000 inferred gold ounces from 11.38 million tonnes averaging 0.58 g/t. An overview of the methodology used to estimate the resources are described in EMX's news release dated June 16, 2009 and in the July 31, 2009 SEDAR filed report titled "Technical Report on the Exploration Results and Resource Estimates for the Sisorta Property, Sivas Province, Turkey. The three year trailing average London fix gold price as of July, 2009 was \$US 785/troy ounce.

The Sisorta property had been in a joint venture with project manager Chesser Resources Ltd. ("Chesser") (51%) and EMX (49%) since 2007. In March 2015, EMX purchased Chesser's interest in the property, and assumed management of the project.

The principle technical developments subsequent to the Sisorta technical report resulted from an option granted to Çolakoğlu to buy the Sisorta property in 2012, but the agreement was terminated in 2013. Çolakoğlu advised that it completed a 46 hole, 5,500 meter diamond drill program and other work totaling approximately US\$2.5 million in expenditures before terminating its option. Chesser reported highlights from Çolakoğlu's drilling in a June 19, 2013 news release including: a) the best drill intercept to date of 32.4 meters averaging 8.38 g/t gold and starting from the surface (true width unknown), b) mineralized drill intercepts outside the current resource that increase the gold zone's lateral extent, and c) porphyry copper-gold targets that remain to be tested.

As Sisorta is now a 100% controlled asset of EMX, the Company is evaluating the property's exploration upside, while pursuing partnership opportunities with third parties.

### **Balya Royalty Property**

The Balya royalty property is located in the historic Balya lead-zinc-silver mining district in northwestern Turkey. EMX holds an uncapped 4% NSR royalty that it retained from the sale of the property to Dedeman in 2006.

EMX understands that since acquiring the property, Dedeman has completed over 36,000 meters of diamond drilling in addition to re-initiating underground development at the Hastanetepe deposit in Q1 2015. Hastanetepe is a moderately dipping, 750 by 450 meter zone that extends from depths of 10-20 meters to 200-300 meters as multiple stacked horizons of lead-zinc-silver mineralization primarily developed along contacts between limestone and dacitic intrusions. Dedeman's 2015 development work concentrated on an area of shallow, high grade mineralization on the northeast margin of Hastanetepe, with a production shaft and two working levels at 45 and 75 meters below the surface. Dedeman advised in Q4 2015 that they had produced and stockpiled approximately 6,000 tonnes of run-of-mine material during the year. The first shipments of material were trucked to Dedeman's mill at Kayseri for test processing.

## **Golcuk Property**

The Golcuk copper-silver property is located in the Eastern Pontides metallogenic belt of northeast Turkey. The mineralization at Golcuk primarily occurs as stacked, stratabound horizons with disseminated copper and silver hosted in volcanic units, as well as in localized cross-cutting fault-controlled veins and stockworks of bornite, chalcopyrite and chalcocite.

Pasinex Resources Ltd. ("Pasinex") (CSE:PSE) signed an agreement in 2012 granting it an option to acquire a 100% interest in the Golcuk property for shares and work commitments over a four year period. EMX retains a 2.9% NSR royalty, which Pasinex has the option of buying down to 0.9% within six years of the agreement date for US\$1 million. Pasinex's programs have identified a number of additional mineralized targets on the property, and their work in 2015 included: a) structural and alteration studies of the copper-silver mineralized zones, b) 1,000 meters of core drilling in the main target area, and c) petrologic studies. Pasinex is planning to continue with follow-up exploration programs in 2016.

## **Trab-23 Property**

The Trab-23 property is located in northeast Turkey. The project hosts both porphyry gold (copper-molybdenum) mineralization and epithermal quartz-barite-gold veins.

Tumad executed an option agreement in February 2013 granting it an option to acquire Trab-23 from EMX. The Trab-23 agreement provided for in-ground spending requirements, a revenue stream of annual earn-in and pre-production payments, and a revenue stream based upon production. Tumad's original drill requirements for 2015 were not met, and Eurasian has accepted a revision of the agreement requirements to include 3,000 meters of exploration drilling on or before September 11, 2016.

## **Alankoy Property**

The Alankoy gold-copper property is located in the Biga Peninsula of northwestern Turkey, in an area noted for recent discoveries characterized by alunite-rich epithermal alteration and the development of vuggy silica lithocaps. EMX outlined a six square kilometer area of lithocaps and quartz-alunite and argillic alteration with gold-copper mineralization based upon geologic mapping, rock and soil sampling, spectral analyses, ground magnetics, and historic reconnaissance drill results.

An option agreement with Ferrite was executed in December 2013. Ferrite terminated the option and returned the property to EMX in Q4 2015.

Subsequently, EMX signed an Exploration and Option Agreement for Alankoy with Black Sea in November 2015. Black Sea has the option to earn a 100% interest in the Alankoy project through work commitments, payments, and annual advance royalties. EMX will retain an uncapped production royalty of 3% for gold, silver, and other precious metals, and 2% for all other minerals produced from the property. The royalty cannot be purchased in advance or otherwise reduced.

## **Other Property Interests**

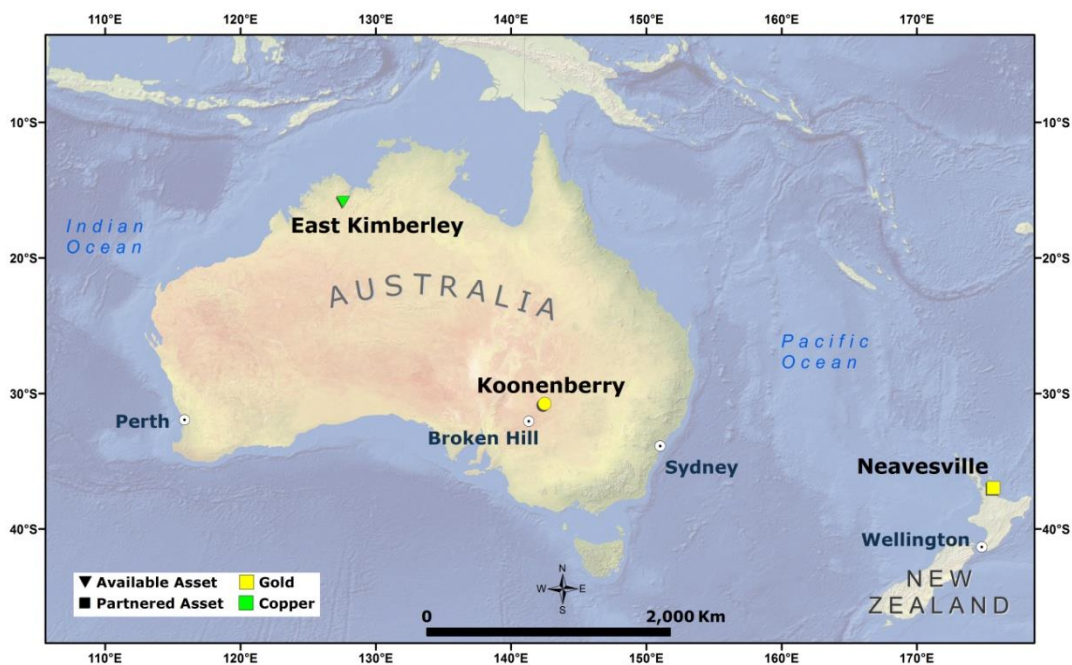
EMX has a royalty interest in the Aktutan polymetallic project sold to Dedeman in 2007 for considerations that also include a 4% uncapped NSR. The Sofular royalty property, also held by Dedeman, was dropped in Q1 2015 due to a lack of encouraging exploration results.

## **Qualified Person**

Michael P. Sheehan, CPG, a Qualified Person as defined by NI 43-101 and employee of the Company, has reviewed, verified and approved the above technical disclosure on Turkey.

## **Australia and New Zealand**

The Company's programs in the Australia and New Zealand region operated at a reduced expenditure rate during 2015. The Koonenberry gold project in New South Wales, Australia is being advanced by partner companies under royalty agreements with EMX. The Sisters copper-cobalt property, also in New South Wales, was relinquished during 2015 due to a lack of encouraging results. In Western Australia, EMX's generative work resulted in the submission of applications for the East Kimberley bedded copper exploration project. In New Zealand, the Neavesville gold-silver project was advanced with a partner funded drill program.



### **Koonenberry Property**

The Koonenberry gold project is positioned along the regional-scale Koonenberry fault in southeastern Australia. The distribution of gold occurrences and gold geochemical anomalies are coincident with prominent structural features related to the Koonenberry fault. The majority of the project is under an Exploration and Option Agreement with NQM, whereby NQM can earn a 100% interest in the subsidiary that holds the EMX licenses, with EMX retaining a 3% production royalty upon earn-in. During 2015, NQM conducted geologic studies to identify prospective targets on the property, and subsequently relinquished lower priority licenses. Also during the year, Arastra Exploration relinquished their holdings covering portions of the Koonenberry project not included in the NQM Agreement, with EMX and NQM electing not to acquire the ground. The Koonenberry project is now covered by 524 square kilometers of exploration tenements.

### **Neavesville Property**

The Neavesville project consists of a single exploration permit, totaling over 30 square kilometers, in the Hauraki goldfield of New Zealand's North Island. EMX acquired Neavesville, which covers a historic JORC gold-silver resource, on open ground with minimal cost. The property hosts epithermal gold-silver mineralization that has geologic features similar to other deposits of the Hauraki goldfield.

The project is under a definitive agreement with L&M giving L&M the right to acquire the wholly-owned EMX subsidiary that controls the Neavesville property. The agreement with L&M provides for work obligations, staged payments, milestone payments based upon JORC reserves, and commercial production payments, all to the benefit of Eurasian.

An L&M funded three hole (817.2 m) reconnaissance drill program was conducted in 2015 that intersected alteration and anomalous gold-silver mineralization projected beneath the historic Ajax underground workings and open pit. Also in 2015, the Neavesville exploration permits were amalgamated into a single permit (EP 51767). The permit was renewed for an additional five year period, and is now valid through April, 2020 pending timely completion of statutory work programs.

### **Qualified Person**

Eric P. Jensen, CPG, a Qualified Person as defined by NI 43-101 and employee of the Company, has reviewed, verified and approved the above technical disclosure on Australia and New Zealand.

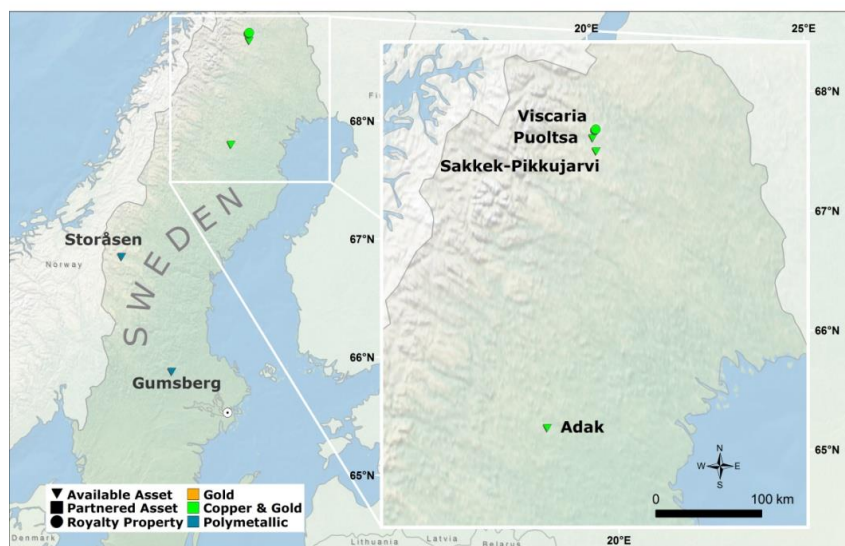
### **Europe**

Scandinavia is a favorable jurisdiction for mineral exploration and development, and Eurasian has assembled a portfolio of 100% controlled projects in Sweden and Norway that are available for partnership. The Company continued to reduce

expenditures in Scandinavia during 2015 while examining ways to add value and pursue strategic partnerships. In addition to the exploration properties in Sweden and Norway, EMX also has a royalty interest in northern Sweden's Viscaria project, as well as a portfolio of royalty interests in Serbia that includes Reservoir's Cukaru Peki copper-gold discovery.

## Sweden

Eurasian's portfolio in Sweden includes the volcanogenic massive sulfide ("VMS") projects at Gumsberg and Adak. In 2015, EMX made a strategic decision to focus its attention on its VMS projects in the Bergslagen and Skellefteå mining districts in southern and central Sweden, respectively.



Key exploration projects in Sweden are summarized below:

- The Gumsberg polymetallic (lead-zinc-silver-copper-gold) VMS property occurs in the historic Bergslagen District of southern Sweden. In Q1 2015, a geophysical program was executed that appears to map extensions of known bodies of mineralization along strike, and has identified new exploration targets. Follow-up reconnaissance work was conducted during the summer field season, with additional field work scheduled for early 2016.
- The Adak project is located in the Skellefteå mining district, and has a record of historic production from four mining areas that exploited stratiform to stratabound chalcopyrite-rich VMS mineralization. Multiple additional exploration targets exist within the project area, including projections of mineralization down dip and along strike from the historic workings, along with several undrilled geophysical anomalies.

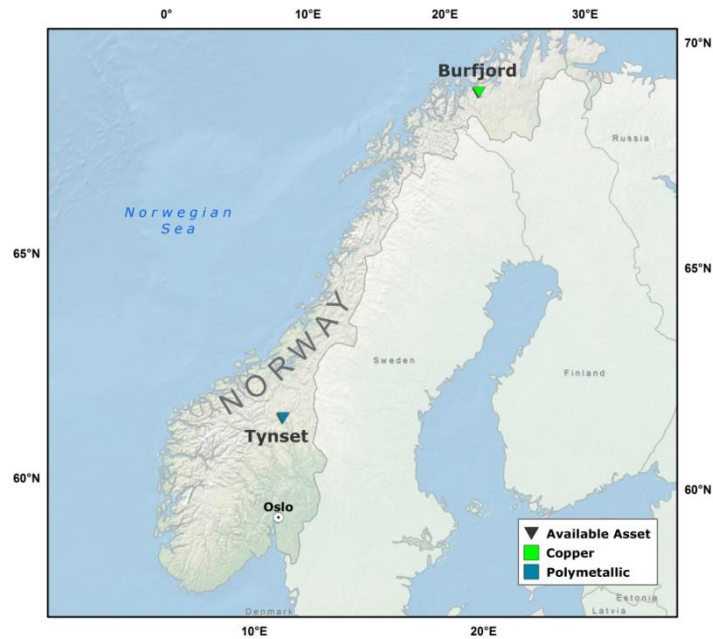
The Iekelvare project, and portions of the Storåsen and Sakkek-Pikkujarvi projects were dropped in 2015 due to a lack of encouraging results. Eurasian closed its office in Kiruna in Q1 2015 to reduce expenditures.

EMX also holds an effective 0.5% NSR royalty interest in Avalon's Viscaria iron-copper property located in the Kiruna mining district of northern Sweden. Upon receipt of US\$12 million in royalty revenues, the royalty rate increases to a 1.0% NSR. Avalon conducted ongoing drilling and commenced ESIA permitting during 2015. In Q4, Avalon completed an updated mineral resource estimate and "scoping study" based upon a combination open pit and underground scenario.

## Norway

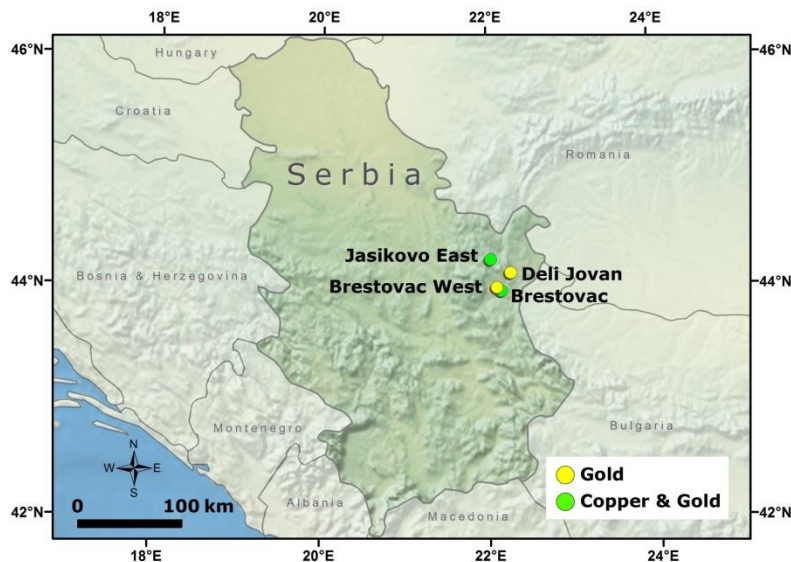
EMX initiated a program in 2014 to evaluate IOCG, VMS, and other opportunities in Norway, and has since acquired the Burfjord and Tynset properties by applying for exploration permits on open ground. Burfjord contains IOCG-type targets in northern Norway, and is marked by numerous small scale historic mines and prospects, as well as outcropping copper and gold mineralization that surround the flanks of a 6 kilometer by 4 kilometer doubly-plunging anticlinal structure. The Tynset project (consolidated from the Storbekken and Sivildalen properties) represents a greater than 30 kilometer trend of VMS-style mineralization near the historic Rørøs mining district in southern Norway. The Tynset project encompasses multiple areas of historic mine workings and exploration prospects, some of which expose gold-rich styles of VMS mineralization. Little modern exploration has taken place along the trend, with the last programs being conducted in the mid-1980's.

Also in 2015, EMX evaluated multiple other projects in the region, decided to drop low priority projects as the licenses expire (i.e., Hatt, Vaddas, and Melkedalen), and continued to assess additional project areas in Norway for acquisition.



### Royalty Properties in Serbia

EMX's royalty portfolio in Serbia initially resulted from prospect generation and organic royalty growth via the 2006 sale of its properties, including Brestovac West and Deli Jovan, to Reservoir Capital Corp., for uncapped NSR royalties of 2% for gold and silver and 1% for all other metals. Reservoir Capital Corp. later transferred those interests to Reservoir Minerals Inc. ("Reservoir"). Subsequently, Eurasian acquired an uncapped 0.5% NSR royalty covering Reservoir's share of minerals and metals mined from the Brestovac and Jasikovo properties, which along with Brestovac West, are included in the Timok Project joint venture between Reservoir (45%) and Freeport (55%).



Brestovac hosts porphyry and epithermal copper-gold mineralization at the Cukaru Peki deposit. In January 2014, Reservoir announced an initial NI 43-101 resource estimate for the Cukaru Peki deposit's High Sulphidation Epithermal (HSE) Upper Zone of copper and gold mineralization. According to Reservoir, the HSE inferred resource above a 1% copper equivalent ( $CuEq\% = Cu\% + (Au\ g/t \times 0.6)$ ) cut-off was estimated to be 65.3 million tonnes at an average grade of 2.6% copper and 1.5 grams per tonne (g/t) gold, or 3.5% copper-equivalent, containing 1.7 million tonnes (3.8 billion pounds) copper and 3.1 million ounces gold or 2.3 million tonnes (5.1 billion pounds) copper-equivalent. Reservoir announced in a March 2015 that a 2015 budget of US\$ 18.7 million had been approved by the Timok Project joint venture "to move the project forward

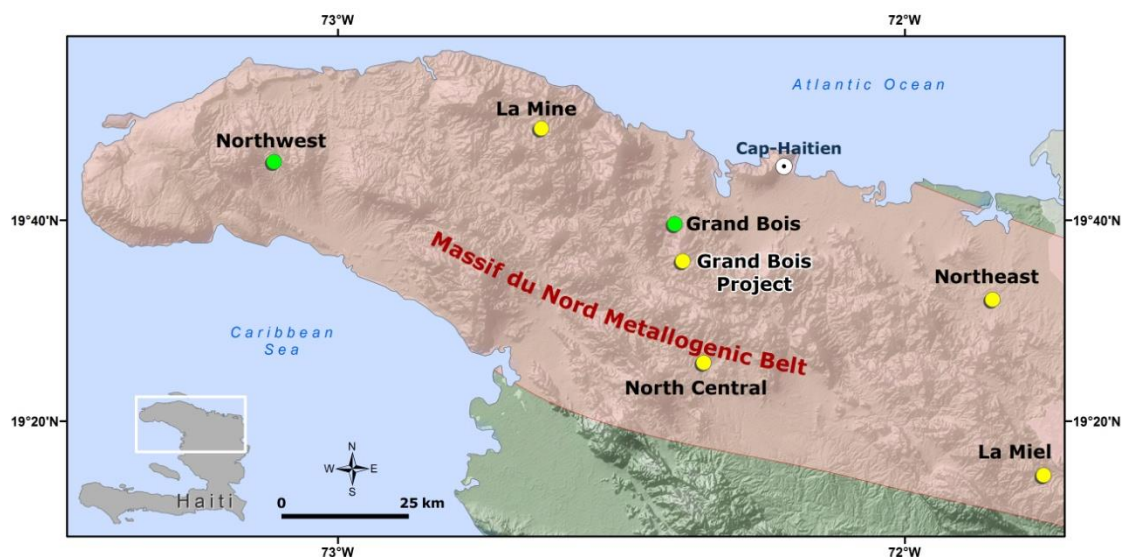
toward the completion of a scoping study". Subsequently, Reservoir reported Cukaru Peki drill results in Q3 and Q4 2015 from the HSE Upper Zone, as well as the porphyry style Lower Zone.

### Qualified Person

Eric P. Jensen, CPG, a Qualified Person as defined by NI 43-101 and employee of the Company, has reviewed, verified and approved the above technical disclosure on Europe.

### Haiti

Eurasian and Newmont Ventures Limited (collectively, the "JV" or "Joint Venture"), had been exploring a land position along a 130 kilometer trend of Haiti's Massif du Nord mineral belt since 2008, with Newmont funding and managing the Joint Venture. EMX's 100% controlled Grand Bois gold-copper project was not subject to the JV with Newmont. The Joint Venture projects with Newmont and EMX's Grand Bois project had been on care and maintenance status since 2013, when the Haitian government suspended its Mining Convention process while it began working on a new mining law with the help of the World Bank. Haiti's work on the new mining law is ongoing.



EMX sold its Haiti Joint Venture interests in Q4 2015 to Newmont. The now terminated EMX-Newmont Joint Ventures covered six designated exploration areas in northern Haiti. Pursuant to the transaction, Newmont acquired all of EMX's interest in the designated exploration areas on the following terms:

- Newmont paid US\$4 million (CDN \$5.3 million) in cash to EMX at closing;
- The Joint Ventures were terminated;
- EMX retains a 0.5% NSR royalty on the 49 Research Permit applications covering the designated exploration areas;

EMX retains the right to acquire any properties proposed to be abandoned or surrendered by Newmont.

As a subsequent event in February 2016, EMX sold its 100% controlled Grand Bois project, which was outside the Joint Ventures with Newmont, to a privately held Nevada corporation. EMX retained a 0.5% NSR royalty interest in the Grand Bois project and the right to acquire any properties proposed to be abandoned or surrendered from the Grand Bois project in the future.

As a result of these two transactions, all of EMX's interests in Haiti have now been converted into NSR royalties.

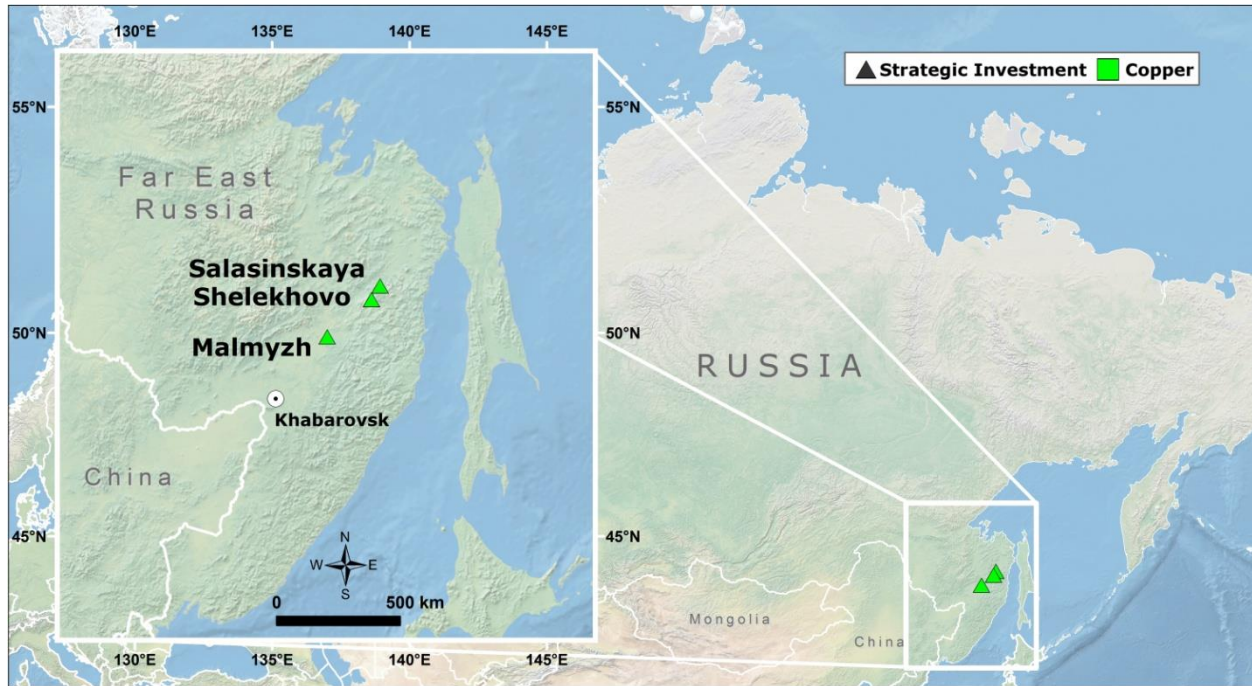
### Qualified Person

Dean D. Turner, CPG, a Qualified Person as defined by NI 43-101 and consultant to the Company, has reviewed, verified and approved the above technical disclosure on Haiti.

## Strategic Investments

### IG Copper LLC

EMX is a strategic investor in IGC, a privately held company that is in a joint venture with Freeport on the Malmyzh copper-gold porphyry project in Far East Russia. IGC has a 51% ownership interest in the Malmyzh joint venture, with Freeport retaining a 49% interest. IGC is operating and managing the project. The Shelekhovo and Salasinskaya, ~150 kilometers northeast of Malmyzh, are 100% controlled by IGC and not subject to the joint venture with Freeport. Eurasian was an early investor in IGC, and is its largest shareholder, with approximately 42% of the issued and outstanding shares (37% equity position on a fully-diluted basis) from investments totaling US\$7.8 million. EMX's investment in IGC and the Malmyzh project is material to the Company.



### *Malmyzh Project*

Malmyzh is a grassroots, district-scale discovery with 14 porphyry copper-gold centers identified within a 16 by 5 kilometer intrusive corridor. The project, which occurs 220 kilometers northeast of the Russia-China border at Khabarovsk, has excellent logistics and available infrastructure, including high voltage power lines, a natural gas pipeline, a paved national highway, the Amur River, and a rail line that are all nearby to the property.

The property's 152.8 square kilometers (15,280 hectares) of exploration and mining licenses consist of: 1) HAB 02018 granted 9/18/2006 and expiring 12/31/2026, and 2) HAB 02334 granted 7/23/2010 and expiring 12/31/2030. A 2015 addition to the property position consisted of the "Malmyzh Flanks" exploration license (HAB 02746 BP) granted 10/26/2015, expiring 12/31/2022, and covering 74.1 square kilometers (7,410 hectares). This new Malmyzh license expanded the land position for a total of 226.9 square kilometers (22,690 hectares), and includes additional areas for potential project development as well as extensions to known exploration targets. IGC advises that the terms for the licenses can be granted extensions.

Copper-gold mineralization occurs in diorite porphyry intrusives, as well as in hornfels-altered and stockworked sedimentary wall rocks, and consists of near-surface zones (i.e., within 1 to 50 meters of the surface) of variable chalcocite enrichment grading into chalcopyrite-rich and chalcopyrite-bornite-magnetite mineralization to depth. The extent of the porphyry copper-gold mineralized systems has not been fully determined within the Malmyzh district. Much of the property has more than 15 meters of cover and is undrilled, thereby providing exploration upside potential for additional discoveries.

Project drilling totals about 70,500 meters in over 211 core holes, with the majority of the drilling (~55,000 m) concentrated on defining the Valley, Central, Freedom (Southeast), and Flats deposits at nominal 200 by 200 meter centers, and generally to less than 500 meters depth. Based on the project drilling, Wardell Armstrong International ("WAI") provided a statement of inferred resources for these four deposits under NI 43-101 and CIM definition standards. The open pit constrained inferred resources at a 0.30% copper equivalent cut-off are 1,661 million tonnes at average grades of 0.34% copper and 0.17

g/t gold, or 0.42% copper-equivalent, containing 5.65 million tonnes (12.45 billion pounds) copper and 9.11 million ounces gold, or 7.06 million tonnes (15.56 billion pounds) copper-equivalent. Copper equivalent (CuEq) was calculated as  $Cu\% + (Au\text{ g/t} * 0.5)$  based on assumed prices of \$3.25/lb Cu and \$1400/oz Au, with recoveries of 90% for Cu and 70% for Au.

The copper-gold mineralization in the Valley, Central, Freedom (Southeast), and Flats resource deposits have favorable open-pit geometries with potentially low stripping ratios. See EMX's May 26, 2015 news release and SEDAR filed technical report titled "NI 43-101 Technical Report on the Initial Mineral Resource Estimate for the Malmyzh Copper-Gold Project, Khabarovsk Krai, Russian Federation" with an effective date of May 1, 2015 and dated July 10, 2015 for more information on the exploration results, QA/QC procedures, and methodology used to estimate the Malmyzh inferred resources. All four resource deposits are open at depth (> 350-600 m), and importantly, there are zones of shallow, higher grade copper-gold mineralization at the Valley and Freedom (SE) deposits, and high grade below the resource pit at Central. Furthermore, there is higher grade copper-gold mineralization at the Freedom (NW) prospect not currently included in the Malmyzh inferred resource estimate due to the need for in-fill drilling.

IGC advised that the Malmyzh joint venture had also advanced Malmyzh in 2015 by receiving approval of the "official on balance C1+C2 reserves" from the GKZ (State Reserves Committee), the government agency authorized to approve resources and reserves in the Russian Federation, and that the required project report (i.e. the "TEO of Temporary Conditions") had been accepted. The Malmyzh "official government approved reserves" were estimated according to the rules and regulations of the Russian Federation, and are not the same as reserves under NI 43-101. The GKZ "official reserves" have now been listed and added to the "State Balance of Reserves". IGC has also advised that the "prospecting phase" of the Malmyzh exploration and mining licenses were successfully completed.

The Company understands the Joint Venture has filed documents to continue to the advanced exploration and mining phase ("TEO of Permanent Conditions") of the project's development as required for "strategically significant" deposits in the Russian Federation. IGC has informed EMX that the process is moving forward at a steady pace. Government support for IGC and the Joint Venture is underscored by the recent award of a "Certificate of First Discovery" for the Malmyzh project. This important acknowledgement officially recognizes the Joint Venture's sole responsibility for an important grassroots discovery and serves to further underpin support for achieving government approvals. This recognition is complemented by the "Explorer of the Year" award received at the 2015 MINEX Forum in Moscow.

Overall, the Russian government strongly supports mining investment and development in their Far East Krai (administrative regions), as evidenced by tax incentives and IGC's recent agreement with the Far East Development Fund to facilitate high-level investments from across the Russian Federation and Asia. Taken together, IGC is encouraged by, and appreciative of, these strong measures of support for advancing a project recognized as an exceptional asset with world-class potential.

Eurasian is an investor in IGC, and as a result there are no direct holding costs to the Company, and no underlying agreements or royalties. Notwithstanding, IGC advises that the required payments to keep the Malmyzh property in good standing are nominal, consisting of "subsoil usage license fees" and "rental" fees for forested areas that total approximately US\$30,000 to \$50,000 per year. Regarding the joint venture agreement, IGC and FMEC fund at their respective level of ownership interest, or dilute. Should either company dilute to less than a 10% interest, remaining ownership is converted to a US\$0.005 (one-half cent) per pound copper equivalent reserve payment, which remains in effect through the life of mine. Freeport retains no claw-back or NSR provisions.

As IGC continues to advance Malmyzh, several companies have expressed interest in the project.

#### *Shelekhovo and Salasinskaya Projects*

IGC also has 100% control of the 390 square kilometer Shelekhovo property (also known as Shelekhovskaya), and the nearby 260 square kilometer Salasinskaya property. At Shelekhovo, historic government exploration surveys identified multiple occurrences of gold, silver, and copper associated with quartz veining and alunite. IGC conducted reconnaissance field mapping and geochemical sampling at Shelekhovo during 2015. Salasinskaya is considered to be the northern extension of the Shelekhovo anomaly cluster, and is marked by the widespread occurrence of quartz-alunite alteration. The regional geology has been mapped as Cretaceous-age sedimentary sequences intruded by granitic and granodioritic rocks. Both properties occur approximately 150 kilometers along trend to the northeast of Malmyzh. Together, the Malmyzh, Salasinskaya, and Shelekhovo properties cover approximately 877 square kilometers of exploration ground occurring along a ~200 kilometer belt of prospective Cretaceous-age arc terrane rocks.

Further discussion of IGC's exploration results and EMX's due diligence data verification and QA and QC procedures can be found in the Company's May 26, November 4, and December 10, 2015 news releases, as well as in the SEDAR filed Malmyzh Technical Report with an effective date of May 1, 2015.



## **Revelo Resources Corp.**

EMX has a strategic investment in Revelo Resources Corp. ("Revelo") (TSX-V:RVL), a company focused on the acquisition and exploration of mineral properties in the prolific metallogenic belts of northern Chile. Revelo controls approximately 350,000 hectares of 100% owned exploration tenements. The portfolio is comprised of exploration projects prospective for copper, gold and silver, including the Montezuma project under JV agreement with a subsidiary of Newmont Mining Corp. Revelo also retains a 2% royalty interest in the Victoria Project, an important copper-gold-silver exploration project in northern Chile.

### **Qualified Person**

Dean D. Turner, CPG, a Qualified Person as defined by NI 43-101 and consultant to the Company, has reviewed, verified and approved the above technical disclosure on Strategic Investments.

### **Geothermal Royalties**

EMX initiated a geothermal energy program in 2010, and acquired assets in Slovakia and Peru. Eurasian subsequently sold its geothermal assets in 2013 to SGL for cash payments, an equity position in SGL, and gross royalties of 1.0% in Slovakia and 0.5% in Peru from future geothermal energy production.

#### **Slovakia**

EMX's geothermal royalty properties in Slovakia are located in the Ziar Basin of west-central Slovakia, as well as in the eastern part of the country, including the Pannonian Basin. SGL advises that its 2015 work included identifying drilling sites and ongoing resource reviews. Eurasian understands that SGL is actively discussing project financing and power purchasing agreements with various third parties in Europe to fund pre and early stage drilling activities.

#### **Peru**

EMX has royalties on SGL geothermal licenses that occur in prospective regions of Peru's Western and Eastern Cordillera. SGL advises that a lack of available transmission capacity is delaying the growth of the Peruvian geothermal industry. SGL states that it is optimistic the current environment will improve over time.

## **ITEM 4A. UNRESOLVED STAFF COMMENTS**

--- No Disclosure Necessary ---

## **ITEM 5. OPERATING AND FINANCIAL REVIEW AND PROSPECTS**

### **Years Ended December 31, 2015, 2014 and 2013**

#### **GENERAL**

This discussion and analysis of financial position and results of operations is prepared as at March 24, 2016 and should be read in conjunction with the audited annual consolidated financial statements of the Company for the years ended December 31, 2015, 2014 and 2013 and the related notes thereto.

Those consolidated financial statements have been prepared in accordance with International Financial Reporting Standards ("IFRS") as issued by the International Accounting Standards Board ("IASB") and interpretations of the International Financial Reporting Interpretations Committee ("IFRIC").

Eurasian and its subsidiaries are engaged in the acquisition, exploration and evaluation of mineral assets in Turkey, Haiti, Europe, USA and the Asia Pacific region, and the investment in a royalty income stream in Nevada, USA. The Company's common shares are listed on the TSX-V under the symbol of "EMX" and on the NYSE MKT under the symbol of "EMXX". The Company's head office is located at 501 - 543 Granville Street, Vancouver, British Columbia, Canada V6C 1X8.

These consolidated financial statements have been prepared using IFRS applicable to a going concern, which assumes that the Company will be able to realize its assets, discharge its liabilities and continue in operation for the following twelve months.

On August 17, 2012, the Company and its wholly-owned subsidiary, EMX (Utah) Corp. completed an Agreement and Plan of Acquisition with Bullion Monarch whereby the Company acquired 100% of the issued and outstanding shares of Bullion Monarch.

The Company's working capital position at December 31, 2015 was \$5,787,109. With its current plans for the year and the budgets associated with those plans, in order to continue funding its administrative and exploration expenditures from the date of this Form 20-F, the Company will need to obtain additional cash and anticipates either financing or selling one or more of its assets.

Some of the Company's activities for exploration and evaluation assets are located in emerging nations and, consequently, may be subject to a higher level of risk compared to other developed countries. Operations, the status of mineral property rights and the recoverability of investments in emerging nations can be affected by changing economic, legal, regulatory and political situations.

At the date of these consolidated financial statements, the Company has not identified a known body of commercial grade mineral on any of its exploration and evaluation assets. The ability of the Company to realize the costs it has incurred to date on these exploration and evaluation assets is dependent upon the Company identifying a commercial mineral body, to finance its development costs and to resolve any environmental, regulatory or other constraints which may hinder the successful development of the exploration and evaluation assets.

These consolidated financial statements of the Company are presented in Canadian dollars unless otherwise noted, which is the functional currency of the parent company and its subsidiaries except as to Bullion Monarch, the holder of a royalty income stream whose functional currency is the United States dollar.

## **DESCRIPTION OF BUSINESS**

Eurasian is a Tier 1 company that trades on the TSX Venture and the NYSE MKT exchanges. It is principally in the business of exploring for, and generating royalties from, metals and minerals properties. The Company's royalty and exploration portfolio mainly consists of properties in North America, Turkey, Europe, Haiti, Australia, and New Zealand. The Company started receiving royalty income as of August 17, 2012 when it acquired Bullion Monarch Mining, Inc. ("Bullion" or "BULM"). This royalty cash flow helps to provide a foundation for supporting the Company's growth over the long term.

Eurasian operates as a royalty and prospect generator. Under the royalty and prospect generation business model, EMX acquires and advances early-stage mineral exploration projects and then forms partnerships with other parties for a retained royalty interest, as well as annual advanced royalty and other cash or share payments. Through its various agreements, Eurasian also provides technical and commercial assistance to partner companies as the projects are advanced. By optioning interests in its projects to third parties for a royalty interest, Eurasian a) reduces its exposure to the costs and risks associated with mineral exploration and project development, while b) maintaining the opportunity to participate in early-stage exploration upside, and c) developing a pipeline for potential production royalty payments and associated "brownfields" discoveries in the future. This approach helps preserve the Company's treasury, which can be utilized for project acquisitions and other business objectives.

Strategic investments are an important complement to the Company's royalty and prospect generation initiatives. These investments are made in under-valued exploration companies identified by Eurasian. EMX helps to develop the value of these assets, with exit strategies that can include royalty positions or equity sales.

## **EXPLORATION REVIEW**

### **PROPERTY OVERVIEW**

#### ***LEEVILLE & OTHER CARLIN TREND ROYALTY PROPERTIES***

A material EMX asset is the Leeville royalty property acquired in the 2012 Bullion Monarch merger that covers portions of Newmont Mining Corporation's Leeville, Turf, and Four Corners underground gold mining operations in the Northern Carlin Trend. The Leeville 1% gross smelter return royalty paid approximately US\$1.26 million during the 12 months ending December 31, 2015. The royalty totaled 1,096 troy ounces of gold principally sourced from the Leeville mine, with minor contributions from other Newmont operations. The average realized gold price was US\$1,160 per troy ounce. Newmont's Turf Vent Shaft Project was commissioned in November 2015. Newmont has stated that the project will provide the ventilation required to "increase production", and "unlock" additional resources at "greater Leeville" (see Newmont Mining Corp's 10-K and 10-Q filings for 2014 and 2015). As understood by the Company, "greater Leeville" includes portions of EMX's royalty property, and the Turf Vent Shaft Project as described by Newmont may potentially have a positive impact on

the Leeville royalty. However, the Company does not have access to the information from Newmont in order to confidently assess what, if any, that impact may be. In addition, Newmont has delineated a trend of sediment-hosted gold mineralization that extends southeast from the Leeville underground mining complex and across EMX's Leeville royalty property that covers portions of the Rita K and Full House exploration projects. These Newmont exploration successes underscore the prospectivity of the Leeville royalty property.

Further Carlin Trend exploration upside is provided by EMX's Maggie Creek South 3% NSR and Maggie Creek 2% NSR royalty properties. The Maggie Creek South royalty property, acquired in the 2012 merger with Bullion Monarch, occurs on the southeast projection of the Good Hope fault trend, which has an alignment of deposits along its length including Mike, Tusc, Mac, and Gold Quarry. The Maggie Creek royalty property, acquired from Golden Predator as a subsequent event in March 2016, occurs along the northeast projection of the Gold Quarry fault zone, which is an important mineralizing control at the Gold Quarry mine. These two properties collectively cover approximately 4.8 square miles of prospective ground within about a mile of Newmont's Gold Quarry open pit mining operation.

## ***NORTH AMERICA***

Eurasian's portfolio in North America is comprised of 32 properties and includes porphyry copper-molybdenum, porphyry copper-gold, Carlin-type gold, and gold-silver vein projects in Arizona, Nevada, Utah, Wyoming, and Oregon. The portfolio is advanced through Eurasian's wholly-owned subsidiary Bronco Creek, with thirteen of the properties under partnership with third parties. Six of the partnered properties are EMX royalty properties, including the Northern Carlin Trend's Leeville royalty (see Leeville and Other Carlin Trend Royalties section), and seven of the partnered properties are exploration projects under option agreements that include an EMX retained royalty interest. The remaining 19 exploration projects are available for partnership.

The Company's 2015 work focused on advancing partner funded projects, executing new agreements for available EMX projects, identifying key royalty assets for purchase, generative exploration, business development, and balancing the portfolio by acquiring new properties on open ground while dropping low priority projects as summarized below.

- As a subsequent event in March 2016, the Company executed a purchase agreement for NSR royalty interests on the Maggie Creek (2% NSR on precious metals and 1% NSR royalty on all other minerals) and Afgan (1% NSR royalty) gold properties from Golden Predator. Eurasian acquired the royalties by issuing 250,000 EMX shares to Golden Predator as consideration for the purchase. The Maggie Creek property is located north-northeast of Newmont's Gold Quarry open pit operations on the Carlin Trend, and the Afgan property occurs on the Battle Mountain-Eureka Trend. The addition of these two royalty assets strengthens EMX's growing Nevada gold portfolio.
- EMX executed an Exploration and Option to Purchase Agreement with Kennecott, for the Superior West copper-molybdenum project near Superior, Arizona. Kennecott may earn a 100% interest in the project by completing US\$5.5 million in exploration expenditures and making cash payments totaling US\$1,149,187, after which EMX will retain a 2% NSR in addition to AMR and certain project milestone payments. During Q3 and Q4, EMX conducted partner funded geologic mapping, geochemical sampling, geophysical surveying, and drill permitting work programs on the project.
- A second Exploration and Option to Purchase Agreement with Kennecott was executed for the Aguila de Cobre copper project in Arizona. Kennecott may earn a 100% interest in the project by completing US\$4 million in exploration expenditures and making cash payments totaling US\$225,000 over a four year period, after which EMX will retain a 2% NSR in addition to AMR and certain project milestone payments.
- An Exploration and Option Agreement was executed for the Hardshell Skarn project with Arizona Minerals Inc., AZ Minerals can earn a 100% interest in the Hardshell Skarn project by making cash payments totaling US\$85,000, and upon exercise of the option EMX will retain a 2% NSR royalty and receive annual advanced royalty payments. The EMX royalty is not capped and not subject to buy-down.
- The Yerington West joint venture property, located in the Yerington mining district of west-central Nevada, is partnered with Entrée Gold Inc. The project hosts porphyry copper-molybdenum and copper-iron skarn targets beneath cover rocks. Entrée continued their work on the adjacent Ann Mason property, including an updated PEA study. EMX has a 100% interest in the Yerington West project until Entrée completes its initial earn-in requirements.
- The Copper King and Red Top properties are Arizona porphyry copper-molybdenum projects covered by two separate Option Purchase Agreements with Desert Star whereby Desert Star can acquire a 100% interest in each of the projects for cash, shares, and work commitments, after which EMX will retain a 2.5% NSR royalty. EMX assisted Desert Star with permitting in preparation for reconnaissance drill programs anticipated in 2016. A third Arizona copper property optioned to Desert Star, Copper Springs, returned to 100% Eurasian control after Desert Star elected to terminate its option for the property in Q1 2015.

- In Q3, Savant terminated the option agreement for the Buckhorn Creek copper-molybdenum project in southern Arizona. Savant advanced the project by funding geologic mapping and geophysical surveys, as well as completing access agreements and permitting for proposed drill sites. Buckhorn Creek is available for partnership.
- Generative work focused on gold opportunities in the Great Basin and porphyry copper targets in Arizona. EMX acquired the Golden Sunrise and other gold projects in Nevada by staking open ground. In addition, a new sediment-hosted copper exploration program led by consulting geologist Dr. Jon Thorson was initiated.
- Eurasian elected to drop the Frazier Creek and Rush Basin projects due to a lack of encouraging exploration results.

EMX is encouraged by the funding committed to advance the partnered projects, as well as third party interest in the available copper and gold properties and new opportunities identified by generative exploration initiatives.

### **Qualified Person**

Dean D. Turner, CPG, a Qualified Person as defined by NI 43-101 and consultant to the Company, has reviewed, verified and approved the above technical disclosure on North America.

### ***TURKEY***

Eurasian holds mineral property interests in Turkey's Western Anatolia and Eastern Pontides mineral belts. These properties include bulk tonnage gold, gold-silver vein, polymetallic carbonate replacement, and porphyry gold-copper targets. Five of the seven EMX projects in Turkey are being advanced by partner companies, with two royalty properties (Balya and Aktutan) and three properties optioned for a retained royalty interest (Alankoy, Golcuk and Trab-23). The remaining two properties, the Akarca epithermal gold-silver project and Sisorta epithermal gold project, are 100% controlled by Eurasian and currently available for sale or partnership.

### **Akarca Property**

The Akarca Property is a 2006 Eurasian grassroots exploration discovery in Turkey's Western Anatolia region. EMX regained 100% control of Akarca after Çolakoglu advised EMX that it would not exercise its option to acquire the project. The Akarca agreement with Çolakoglu required an up-front payment of US\$250,000 and drilling of at least 5,000 meters by the end of the first year (2014). Both of these conditions were met. In January, 2015 Eurasian granted Çolakoglu a six month extension from February 2015 to exercise its option. As a condition of this extension, Çolakoglu paid EMX US\$100,000 (non-refundable) from the total US\$500,000 payment required to exercise the option. Overall, Çolakoglu paid a total of US\$350,000 to EMX, and conducted substantial drilling, trenching, geological mapping, geochemical sampling, and technical studies. Akarca is now available for sale or partnership, and EMX is engaged in discussions with several interested parties.

The Akarca project area currently has six drill defined zones of epithermal gold-silver oxide mineralization. Further, there are several additional mineralized zones identified from reconnaissance level drilling and surface sampling. Since its discovery, 245 core and reverse circulation holes totaling about 26,400 meters have been drilled at the Akarca project. As exploration continues, it is clear that the continuity of the near-surface oxide zones of higher grade vein and disseminated styles of mineralization are being successfully defined at a 25 to 50 meter drill spacing. Furthermore, ongoing reconnaissance and step-out drilling is demonstrating potential for new discoveries within broad areas mineralized by the gold-silver epithermal system(s) at Akarca. Exploration successes at Akarca since 2006 have led to in-the-ground investments of over US\$13 million, mostly by partner companies.

### **Sisorta Property**

The Sisorta project, located in the Eastern Pontides mineral belt, is an epithermal gold deposit with an NI 43-101 mineral resource at a 0.4 g/t cutoff of 91,000 indicated gold ounces from 3.17 million tonnes averaging 0.89 g/t, and 212,000 inferred gold ounces from 11.38 million tonnes averaging 0.58 g/t. An overview of the methodology used to estimate the resources are described in EMX's news release dated June 16, 2009 and in the July 31, 2009 SEDAR filed report titled "Technical Report on the Exploration Results and Resource Estimates for the Sisorta Property, Sivas Province, Turkey. The three year trailing average London fix gold price as of July, 2009 was \$US 785/troy ounce. The principle technical developments subsequent to the Sisorta technical report included a 46 hole, 5,500 meter diamond drill program and other work totaling approximately US\$2.5 million in partner funded expenditures.

The Sisorta property had been in a joint venture with project manager Chesser Resources Ltd. ("Chesser") (51%) and EMX (49%) since 2007. In March 2015, EMX purchased Chesser's interest in the property, and assumed management of the

project. As Sisorta is now a 100% controlled asset of EMX, the Company is evaluating the property's exploration upside, while pursuing partnership opportunities with third parties.

### **Balya Royalty Property**

The Balya royalty property is located in the historic Balya lead-zinc-silver mining district in northwestern Turkey. EMX holds an uncapped 4% NSR royalty that it retained from the sale of the property to private Turkish mining company Dedeman Madencilik San ve Tic. A.S. in 2006. EMX understands that since acquiring the property, Dedeman has completed over 36,000 meters of diamond drilling in addition to re-initiating underground development at the Hastanetepe deposit in Q1 2015. The first shipments of material were trucked to Dedeman's mill at Kayseri for test processing in Q4.

### **Other Property Interests**

Eurasian has option agreements that include retained royalty interests for the Golcuk, Trab-23, and Alankoy exploration properties:

- The Golcuk copper-silver property is located in northeast Turkey. Pasinex Resources Ltd. signed an agreement in 2012 granting it an option to acquire a 100% interest in the Golcuk property for shares and work commitments over a four year period, with EMX retaining a 2.9% NSR royalty interest. Pasinex's exploration programs have identified a number of additional mineralized targets on the property, and their work in 2015 included: a) structural and alteration studies of the copper-silver mineralized zones, b) 1,000 meters of core drilling in the main target area, and c) petrologic studies. Pasinex is planning to continue with follow-up exploration programs in 2016.
- The Trab-23 property hosts both porphyry gold (copper-molybdenum) mineralization and epithermal quartz-barite-gold veins. Tumad executed an option agreement (the "Agreement") in 2013 granting it an option to acquire Trab-23 for in-ground spending requirements, annual earn-in and pre-production payments, and payments based upon production. Tumad's original drill requirements for 2015 were not met, and Eurasian has accepted a revision of the Agreement requirements to include 3,000 meters of exploration drilling on or before September 11, 2016.
- The Alankoy gold-copper property is located in the Biga Peninsula of northwestern Turkey. An option agreement with Ferrite was executed in December 2013. Ferrite terminated the option and returned the property to EMX in Q4 2015. Subsequently, EMX signed an Exploration and Option Agreement for Alankoy with Black Sea in November 2015. Black Sea has the option to earn a 100% interest in the project through work commitments, payments, and annual advance royalties. EMX will retain an uncapped production royalty of 3% for gold, silver, and other precious metals, and 2% for all other minerals produced from the property.
- EMX has a royalty interest in the Aktutan polymetallic project sold to Dedeman in 2007 for considerations that also include a 4% uncapped NSR. No work was reported by Dedeman for 2015.
- The Sofular royalty property, also held by Dedeman, was dropped in Q1 2015 due to a lack of encouraging exploration results.

### **Qualified Person**

Michael P. Sheehan, CPG, a Qualified Person as defined by NI 43-101 and employee of the Company, has reviewed, verified and approved the above technical disclosure on Turkey.

### **AUSTRALIA AND NEW ZEALAND**

The Company's programs in Australia and New Zealand operated at a reduced expenditure rate during 2015. The Koonenberry gold project in New South Wales, Australia is being advanced by partner companies under royalty agreements with EMX. The Sisters copper-cobalt property, also in New South Wales, was relinquished during 2015 due to a lack of encouraging results. In Western Australia, EMX's generative work resulted in the submission of applications for the East Kimberley sediment-hosted copper exploration project. In New Zealand, the Neavesville gold-silver project was advanced by a partner funded drill program.

### **Koonenberry Property**

The Koonenberry gold project is positioned along the regional-scale Koonenberry fault in southeastern Australia. The distribution of gold occurrences and gold geochemical anomalies are coincident with prominent structural features related to the Koonenberry fault. The majority of the project is under an Exploration and Option Agreement with North Queensland Mining Pty Ltd., a privately-held Australian company, whereby NQM can earn a 100% interest in the subsidiary that holds the EMX licenses, with EMX retaining a 3% production royalty upon earn-in. During 2015, NQM conducted geologic

studies to identify prospective targets on the property, and subsequently relinquished lower priority licenses. Also during the year, Arastra Exploration relinquished their holdings covering portions of the Koonenberry project not included in the NQM Agreement, with EMX and NQM electing not to acquire the ground. The Koonenberry project is now covered by 524 square kilometers of exploration tenements.

### **Neavesville Property**

The Neavesville project consists of a single exploration permit, totaling over 30 square kilometers, in the Hauraki goldfield of New Zealand's North Island. EMX acquired Neavesville, which covers a historic JORC gold-silver resource, on open ground with minimal cost. The property hosts epithermal gold-silver mineralization that has geologic features similar to other deposits of the Hauraki goldfield.

The project is under a definitive agreement with L&M giving L&M the right to acquire the wholly-owned EMX subsidiary that controls the Neavesville property. The agreement with L&M provides for work obligations, staged payments, milestone payments based upon JORC reserves, and commercial production payments, all to the benefit of Eurasian.

An L&M funded three hole (817.2 m) reconnaissance drill program was conducted in 2015 that intersected alteration and anomalous gold-silver mineralization projected beneath the historic Ajax underground workings and open pit. Also in 2015, the Neavesville exploration permits were amalgamated into a single permit (EP 51767). The permit was renewed for an additional five year period, and is now valid through April, 2020 pending timely completion of statutory work programs.

### **Qualified Person**

Eric P. Jensen, CPG, a Qualified Person as defined by NI 43-101 and employee of the Company, has reviewed, verified and approved the above technical disclosure on Australia and New Zealand.

### **EUROPE**

Scandinavia is a favorable jurisdiction for mineral exploration and development, and Eurasian has assembled a portfolio of 100% controlled projects in Sweden and Norway that are available for partnership. The Company continued to reduce expenditures in Scandinavia during 2015 while examining ways to add value and pursuing strategic partnerships. In addition to the exploration properties in Sweden and Norway, EMX also maintains a royalty interest in northern Sweden's Viscaria project, as well as a portfolio of royalty interests in Serbia that includes Reservoir's Cukaru Peki copper-gold discovery.

#### **Sweden**

Eurasian's portfolio in Sweden includes the VMS projects at Gumsberg and Adak. In 2015, EMX made a strategic decision to focus its attention on its VMS projects in the Bergslagen and Skellefteå mining districts in southern and central Sweden. Key projects are summarized below:

- The Gumsberg polymetallic (lead-zinc-silver-copper-gold) VMS property occurs in the historic Bergslagen District of southern Sweden. In Q1 2015, a geophysical program was executed that appears to map extensions of known bodies of mineralization along strike, and has identified new exploration targets. Follow-up reconnaissance work was conducted during the summer field season, with additional field work scheduled for early 2016.
- The Adak project is located in the Skellefteå mining district, and has a record of historic production from four mining areas that exploited stratiform to stratabound chalcopyrite-rich VMS mineralization. Multiple additional exploration targets exist within the project area including projections of mineralization down dip and along strike from the historic workings, along with several undrilled geophysical anomalies.

The Iekelvare project, and portions of the Storåsen and Sakkek-Pikkujärvi projects were dropped in 2015 due to a lack of encouraging results. Eurasian closed its office in Kiruna in Q1 2015 to reduce expenditures.

EMX also holds an effective 0.5% NSR royalty interest in Avalon Minerals Ltd.'s Viscaria iron-copper property located in the Kiruna mining district of northern Sweden. Upon receipt of US\$12 million in royalty revenues, the royalty rate increases to a 1.0% NSR. Avalon conducted ongoing drilling and commenced ESIA permitting during 2015. In Q4, Avalon completed an updated mineral resource estimate and "scoping study" based upon a combination open pit and underground scenario.

#### **Norway**

EMX initiated a program in 2014 to evaluate IOCG, VMS, and other opportunities in Norway, and has since acquired the Burfjord and Tynset properties by applying for exploration permits on open ground. Burfjord contains IOCG-type targets in

northern Norway, and is marked by numerous historic mines and prospects, as well as outcropping copper and gold mineralization that surround the flanks of a 6 kilometer by 4 kilometer doubly-plunging anticlinal structure. The Tynset project represents a greater than 30 kilometer trend of VMS-style mineralization near the historic Røros mining district in southern Norway. The Tynset project encompasses multiple areas of historic mine workings and exploration prospects, some of which expose gold-rich styles of VMS mineralization. Little modern exploration has taken place along the trend, with the last programs being conducted in the mid-1980's. In 2015, EMX evaluated multiple other projects in the region, dropped low priority projects, and continued to assess additional project areas in Norway for acquisition.

### **Royalty Properties in Serbia**

EMX's royalty portfolio in Serbia initially resulted from prospect generation and organic royalty growth via the 2006 sale of its properties, including Brestovac West and Deli Jovan, to Reservoir Capital Corp., for uncapped NSR royalties of 2% for gold and silver and 1% for all other metals. Reservoir Capital Corp. later transferred those interests to Reservoir Minerals Inc. ("Reservoir"). Subsequently, Eurasian acquired an uncapped 0.5% NSR royalty covering Reservoir's share of minerals and metals mined from the Brestovac and Jasikovo properties, which along with Brestovac West, are included in the Timok Project joint venture between Reservoir (45%) and Freeport (55%).

Brestovac hosts porphyry and epithermal copper-gold mineralization at the Cukaru Peki deposit. In January 2014, Reservoir announced an initial NI 43-101 resource estimate for the Cukaru Peki deposit's Upper Zone High Sulphidation Epithermal (HSE) of copper and gold mineralization (see Reservoir news release dated January 27, 2014). According to Reservoir, the Upper Zone HSE inferred resource above a 1% copper equivalent ( $CuEq\% = Cu\% + (Au\ g/t \times 0.6)$ ) cut-off was estimated to be 65.3 million tonnes at an average grade of 2.6% copper and 1.5 grams per tonne (g/t) gold, or 3.5% copper-equivalent, containing 1.7 million tonnes (3.8 billion pounds) copper and 3.1 million ounces gold or 2.3 million tonnes (5.1 billion pounds) copper-equivalent. Reservoir announced in a March 12, 2015 news release that a budget had been approved by the Timok Project joint venture "to move the project forward toward the completion of a scoping study". As well, Reservoir announced further "high-grade" copper-gold drill intercepts in Q3 and Q4, including 179 meters (556-735 m) averaging 10.75% copper and 10.86 g/t gold (estimated true thickness 84 m) and 186 meters (466-652 m) averaging 8.02% copper and 4.44 g/t gold (estimated true thickness 170.4 m) from ongoing exploration.

EMX's Timok Project royalty properties add strategic upside potential for Eurasian in one of the richest copper-gold mineral belts in Europe.

### **Qualified Person**

Eric P. Jensen, CPG, a Qualified Person as defined by NI 43-101 and employee of the Company, has reviewed, verified and approved the above technical disclosure on Europe.

### **HAITI**

EMX sold its Haiti Joint Venture interests in Q4 to partner Newmont Ventures Limited, a wholly owned subsidiary of Newmont. The now terminated Joint Ventures covered six designated exploration areas along a 130 kilometer trend of northern Haiti's Massif du Nord mineral belt. Pursuant to the transaction, Newmont acquired all of EMX's interest in the designated exploration areas on the following terms:

- Newmont paid US\$4 million (CAD \$5.3 million) in cash to EMX at closing;
- The Joint Ventures were terminated;
- EMX retains a 0.5% NSR royalty on the 49 Research Permit applications covering the designated exploration areas;
- EMX retains the right to acquire any properties proposed to be abandoned or surrendered by Newmont.

As a subsequent event in February 2016, EMX sold its 100% controlled Grand Bois gold-copper project, which was outside the Joint Ventures with Newmont, to a private Nevada corporation. EMX retained a 0.5% NSR royalty interest in the Grand Bois project and the right to acquire any properties proposed to be abandoned or surrendered from the Grand Bois project in the future.

As a result of these two transactions, all of EMX's interests in Haiti have now been converted into NSR royalties.

### **Qualified Person**

Dean D. Turner, CPG, a Qualified Person as defined by NI 43-101 and consultant to the Company, has reviewed, verified and approved the above technical disclosure on Haiti.

## **STRATEGIC INVESTMENTS**

### **IG Copper LLC**

EMX is a strategic investor in IGC, a privately held company that is in a joint venture with Freeport on the Malmyzh copper-gold porphyry project in Far East Russia. IGC has a 51% ownership interest in the Malmyzh joint venture, with Freeport retaining a 49% interest. IGC is operating and managing the project. The Salasinskaya and Shelekhovo projects, 150 kilometers northeast of Malmyzh, are 100% controlled by IGC and not subject to the joint venture with Freeport. Eurasian was an early investor in IGC, and is its largest shareholder, with approximately 42% of the issued and outstanding shares (36% equity position on a fully-diluted basis) from investments totaling US\$7.8 million.

Malmyzh is a grassroots, district-scale discovery with fourteen porphyry copper-gold prospects identified within a 16 by 5 kilometer intrusive corridor. The project has excellent logistics and available infrastructure, and is located 220 kilometers northeast of the Russia-China border at Khabarovsk. There were a number of significant advancements at Malmyzh during 2015:

- WAI provided a statement of inferred resources for the Malmyzh project under NI 43-101 and CIM definition standards. The open pit constrained inferred resources at a 0.30% copper equivalent cut-off are 1,661 million tonnes at average grades of 0.34% copper and 0.17 g/t gold, or 0.42% copper-equivalent, containing 5.65 million tonnes (12.45 billion pounds) copper and 9.11 million ounces gold, or 7.06 million tonnes (15.56 billion pounds) copper-equivalent \*. See EMX's May 26, 2015 news release and SEDAR filed technical report titled "NI 43-101 Technical Report on the Initial Mineral Resource Estimate for the Malmyzh Copper-Gold Project, Khabarovsk Krai, Russian Federation" with an effective date of May 1, 2015 and dated July 10, 2015 for more information on the CuEq calculation, exploration results, QA/QC procedures, and methodology used to estimate the Malmyzh inferred resources.
- IGC advised that Russian Federation GKZ "reserves" had been added to the "state balance", and as a result the "prospecting phase" for Malmyzh had been completed. The Malmyzh "official GKZ approved reserves" were estimated according to the rules and regulations of the Russian Federation, and are not the same as reserves under NI 43-101.
- IGC advised it had signed a Financial Advisory Agreement with the Russian Federation's Far East Development Fund and that the Malmyzh Joint Venture was named "Explorer of the Year" at the 2015 MINEX Forum in Moscow.
- IGC advised that the "Malmyzh Flanks" exploration license was granted. This new license expanded the Malmyzh land position for a total of 226.9 square kilometers, and includes additional areas for potential project infrastructure as well as extensions to known exploration targets.
- The Joint Venture is proceeding with acquiring project approvals to continue with the "advanced exploration and mining phase" of development as required for "strategically significant" deposits in the Russian Federation. IGC has informed EMX that the process is moving forward at a steady pace.

Overall, the Russian government strongly supports mining investment and development in their Far East Krai (administrative regions). IGC is encouraged by, and appreciative of, the strong measures of support for advancing a project recognized as an exceptional asset with world-class potential.

*\* Copper equivalent calculated as  $CuEq = Cu\% + (Au\ g/t * 0.5)$ , based on assumed prices of \$3.25/lb Cu and \$1400/oz Au, with recoveries of 90% for Cu and 70% for Au.*

### **Revelo Resources Corp.**

EMX has a strategic investment in Revelo. Revelo controls approximately 350,000 hectares of 100% owned exploration tenements. The portfolio is comprised of exploration projects prospective for copper, gold and silver, including the Montezuma project under JV agreement with a subsidiary of Newmont Mining Corp. Revelo also retains a 2% royalty interest in the Victoria Project, an important copper-gold-silver exploration project in northern Chile.

### **Qualified Person**

Dean D. Turner, CPG, a Qualified Person as defined by NI 43-101 and consultant to the Company, has reviewed, verified and approved the above technical disclosure on Strategic Investments.

## **GEOTHERMAL ROYALTIES**

EMX initiated a geothermal energy program in 2010, and acquired assets in Slovakia and Peru. Eurasian subsequently sold its geothermal assets in 2013 to SGL for cash payments, an equity position in SGL, and gross royalties of 1.0% in Slovakia



and 0.5% in Peru from future geothermal energy production. EMX's geothermal royalty properties in Slovakia are located in the Ziar Basin of west-central Slovakia and in the eastern part of the country, including the Pannonian Basin. SGL advises that 2015's Slovakia work included identifying drilling sites and ongoing resource reviews. EMX also has royalties on SGL geothermal licenses that occur in prospective regions of Peru's Western and Eastern Cordillera. SGL advises that the lack of available transmission capacity is currently delaying the growth of the Peruvian geothermal industry.

## **Operating Results**

### **Year Ended December 31, 2015, 2014 and 2013**

The net loss for the year ended December 31, 2015 ("FY15") was \$6,875,857 compared to \$17,448,041 for the prior year ("FY14") and \$13,982,612 for the year ended December 31, 2013 ("FY13"). The loss for FY15 was made up of a net royalty loss of \$187,773 (2014 – income \$801,836; 2013 – income \$1,280,997) after depletion and related tax, net exploration expenditures of \$4,364,675 (2014 - \$5,022,658; 2013 - \$3,819,107), general and administrative expenditures of \$3,535,534 (2014 - \$4,460,797; 2013 - \$5,142,738) and other losses totaling \$2,219,105 (2014 – \$12,122,893, 2013 – \$8,694,709) offset by a deferred income tax recovery of \$3,431,230 (2014 - \$3,356,471; 2013 - \$2,392,945). Included in other losses was \$3,973,699 (2014 - \$7,371,765; 2013 - \$4,765,511) in impairment charges related to the Carlin Trend Royalty Claim Block and related assets, and a gain on the sale of exploration and evaluation assets of \$5,393,305 compared to a loss of \$154,533 in the prior year, and a gain of \$205,940 in FY13. Some items to note are:

#### ***Revenues***

In FY15, royalty income was earned for 1,096 (2014 – 1,578; 2013 - 1,912) ounces of gold totaling \$1,609,553 (2014 - \$2,247,334; 2013 - \$3,102,888) offset by gold tax and depletion of \$1,797,326 (2014 - \$1,445,498; 2013 - \$1,821,891) for net royalty loss of \$187,773 (2014 – income \$801,836, 2013 – income \$1,280,997). The decrease in royalty income was mainly due to a decrease in ounces produced and a lower realized gold price per ounce in the current period. In FY15 the average realized gold price was US\$1,160 per ounce compared to US\$1,263 for 2014, and US\$1,490 for 2013.

#### ***Exploration Expenditures***

Exploration expenditures (gross) decreased by \$1,952,202 in FY15 compared to FY14, and decreased by \$1,715,398 in FY14 compared to FY13. Recoveries decreased by \$1,294,219 in FY15 compared to FY14, and decreased by \$2,918,949 in FY14 compared to FY13 for a net decrease in exploration expenditures of \$657,983 in FY15 compared to FY14, and a net increase in exploration expenditures of \$1,203,551 in FY14 compared to FY13. Some of the differences between 2015 and 2014 are as follows:

- In Scandinavia, net expenditures decreased by \$470,550 compared to the prior period. In 2015, the Company continued to support its exploration programs in Scandinavia, encouraged by decreasing levels of competition in the minerals sector, and increasing availability of prospective ground that could be acquired at low cost. In continuing with 2014, the Company continues to filter and upgrade its portfolio of assets, adding key copper, gold and polymetallic exploration projects in both Sweden and Norway while relinquishing less prospective areas and project interests. At the same time, Eurasian has continued to actively market its project interests in Scandinavia and will continue to do so in 2016. Expenditures in 2015 were directed toward sustaining costs for its offices and personnel, as well as conducting reconnaissance exploration across the region and hosting potential partners for site visits to various projects. Eurasian's staff in Scandinavia is retained on a consulting basis only, in order to keep costs low during times of inactivity.
- In the USA, gross expenditures decreased from \$3,657,918 to \$2,713,477 and recoveries decreased from \$2,221,662 to \$901,385. In the prior year the Company and partners Kennecott, Savant, and Vale undertook active programs at Lomitas Negras, Buckhorn Creek, Frazier Creek, Jasper Canyon, and Copper Basin while there were no active programs for 2015. Gross expenditures on these projects decreased from US\$1,227,351 to US\$133,489. The decrease in expenditures was offset by US\$277,031 in expenditures related to Kennecott pursuant to the new exploration and option agreement on the Superior West property. The Americas continue to represent a potentially high value, low cost exploration venue coupled with a large list of prospective partners to conduct EMX's business model. Despite tough market conditions, base-metal projects still appear to be sought after and BCE is in discussions with several groups regarding its properties. A major focus of BCE for the year will remain to partner available assets, reduce holding costs, and recover a portion of its burn.
- In Turkey, gross expenditures increased by \$88,117, while net expenditures increased by \$121,001. In 2015, the Turkish Business Unit continued to be a key value driver for Eurasian. Partner funded programs continued to advance projects in the Eurasian portfolio, with 5 of the 7 projects in Turkey operating under partnerships. In 2015

the Company regained 100% control of the Sisorta and Akarca properties, and closed its exploration office in Ankara. In 2015 Eurasian changed its focus from early stage, grass-roots style generative work, to working with partners on advancing its projects and monitoring its royalty interests throughout the country. This work will be managed by Dama Engineering (“Dama”), a well-respected consultant and engineering firm in the Turkish mining community. Eurasian views its partnership with Dama as a key step in the evolution of its business interests in Turkey.

- In the Asia Pacific region, net expenditures for 2015 totaled \$294,051 compared to \$749,610 in 2014 as the Company operated under a reduced expenditure rate. The Koonenberry project was reduced in scope with Arastra relinquishing their holdings and North Queensland relinquishing a portion of their holdings in the project. The Company elected not to acquire this ground. North Queensland continues to advance the Koonenberry project under the active exploration and option agreement. The Neavesville project is under a definitive agreement with L&M giving L&M the right to acquire the wholly-owned EMX subsidiary that controls the Neavesville property. In 2014, prior to partnership, Eurasian had conducted drilling at Neavesville, and had negotiated a comprehensive access agreement with one of the local Maori communities, providing ongoing access, and exploration and development rights across much of the Neavesville license. No such expenditures were incurred on the Neavesville project in the current year..

### ***General and Administrative***

General and administrative expenses (“G&A”) of \$3,535,534 were incurred compared to \$4,460,797 in FY14 and \$5,142,738 in FY13. G&A costs (before share-based payments) have decreased each year since 2012 and the Company continues to strive to find areas to further streamline and reduce the expenses of our business. Significant changes in the current year compared to the previous years include:

- Share-based payments decreased by \$560,295 in FY15 compared to FY14, and increased by \$502,916 in FY14 compared to FY13. The difference between FY15 and FY14 being the result of a significant decrease in the fair value of options granted during the year from \$1.18/share to \$0.66/share in the current period. Eurasian also granted fewer shares as incentive stock grants, and there were no such options granted in FY13.
- Investor relations and travel expenditures decreased from by \$73,286 and \$69,533 in FY15 compared to FY14, and by \$18,186 and \$41,469 in FY14 compared to FY13 respectively as the Company made changes to budgets, and implemented cost cutting measures.
- Administrative and office expenses of \$900,453 in the current year were comparable to the prior year of \$926,905, and \$982,239 in FY13. The Company has a corporate office in Vancouver which manages the finance, regulatory and administrative functions. It also has a regional office in Littleton, Colorado which supports the exploration, technical, investor relations and deal flow aspects of the business.
- Salaries and consultants are the largest expense in G&A. This expense category encompasses a broad range of management, technical and project development and marketing support. It should be noted that many of our personnel expenditures companywide are denominated in United States dollars (“USD”) and the increase in the value of the USD compared to the Canadian dollar, which is our reporting currency, will increase expenditures. Salaries and consultants decreased by \$295,978 in FY15 compared to FY14, and by \$985,946 in FY14 compared to FY13. The Company made changes to staffing and other budgets. A significant change in staffing included the departure of the Company’s Chief Operating Officer.

### ***Other***

- The Company recognized a net gain on the sale of certain exploration and evaluation assets during the year of \$5,393,305 compared to a loss of \$154,533 in the prior year, and a gain of \$205,940 in FY13. The significant gain in FY14 was the result of the sale of certain interests in Haiti to Newmont for a US\$4,000,000 (\$5,277,542) cash payment and a retained 0.5% NSR royalty interest.
- As a result of the decline in the production of gold from the Carlin Trend Royalty Claim Block, and decrease in the realized gold prices, the Company revised its estimated annual gold production over the expected mine life and decreased its long term gold price forecast from US\$1300 to US\$1200 per ounce. As a result, the Company recorded \$3,973,699 (2014 - \$7,371,765; 2013 - \$4,765,511) in impairment charges related to the Carlin Trend Royalty Claim Block and related assets that make up the same cash-generating unit (“CGU”).

- The Company applied a one-step approach and determined the Carlin Trend Royalty Claim Block and the related assets within the same CGU to be impaired. The loss was first applied to reduce the asset component and any excess to goodwill within the CGU. As result, the Company has written down the goodwill by \$3,047,605 (2014 - \$2,248,057; 2013 – \$Nil).
- The Company recorded a deferred income tax recovery of \$3,431,230 compared to \$3,356,471 in 2014, and \$2,392,945 in 2013, and a net decrease in deferred tax liabilities of \$1,715,656 (2014 - \$2,493,010; 2013 - \$1,779,707). A significant component of the deferred tax recovery and decrease in the related liability is the result of the impairment of the royalty interest partially offset by a cumulative translation loss as a result of the strengthening \$USD compared to \$CAD.
- The Company’s share of the net loss related to its 42.22% (2014 - 42.34%, 2013 – 40.96%) equity investment in IGC for the year ended December 31, 2015 was \$1,062,146 (2014 - \$1,086,649, 2013 - \$2,093,823).

## SIGNIFICANT INVESTMENTS ACCOUNTED FOR BY THE EQUITY METHOD

The Company has a 42.22% equity investment in IGC. At December 31, 2015, the Company has paid an aggregate of US\$7,892,345 towards its investment (2014 - US\$7,892,345; 2013 - \$6,829,309). At December 31, 2015, the Company’s investment less its share of accumulated equity losses was \$3,394,255 (2014 - \$4,072,737; 2013 - \$3,960,650). The Company’s share of the net loss for the year ended December 31, 2015 was \$1,062,146 (2014 - \$1,086,649; 2013 - \$2,093,823).

The Company has a minority position on the Board of IGC, and does not control operational decisions. The Company’s judgment is that it has significant influence, but not control and accordingly equity accounting is appropriate.

At December 31, 2014, the Company had a 49% equity investment in a private Turkish company (“Turkish Co”) with Chesser Resources Ltd; an Australian Stock Exchange listed Exploration Company. During the year ended December 31, 2015, the Company purchased the remaining 51% interest in the Turkish company. As such, the books and records of the Turkish company are consolidated as a 100% owned subsidiary of the Company. The carrying value of the investment prior to the purchase and as at December 31, 2014 was \$Nil and the Company’s share of the net loss of the joint venture for the year ended December 31, 2015 was \$Nil (2014 - \$Nil; 2013 - \$Nil).

As at December 31, 2015, associated companies’ aggregate assets, aggregate liabilities and net loss for the year are as follows:

December 31, 2015	IGC
Aggregate assets	\$ 6,980,045
Aggregate liabilities	(2,917,038)
Loss for the year	(2,515,739)
The Company's ownership %	42.22%
The Company's share of loss for the year	(1,062,146)

As at December 31, 2014, associated companies’ aggregate assets, aggregate liabilities and net loss for the year are as follows:

December 31, 2014	Turkish Co	IGC
Aggregate assets	\$ 101,315	\$ 4,841,462
Aggregate liabilities	(271,424)	(809,260)
Loss for the year	(154,215)	(2,606,384)
The Company's ownership %	49.00%	42.34%
The Company's share of loss for the year	-	(1,086,649)

As at December 31, 2013, associated companies’ aggregate assets, aggregate liabilities and net loss for the period are as follows:

December 31, 2013		Turkish Co	IGC
Aggregate assets	\$	105,489	\$ 5,977,484
Aggregate liabilities		(142,811)	(958,317)
Income (loss) for the year		11,247	(5,297,700)
The Company's ownership %		49.00%	40.96%
The Company's share of loss for the year		-	(2,093,823)

## SELECTED ANNUAL INFORMATION

As at	December 31, 2015	December 31, 2014	December 31, 2013
<b>Financial positions</b>			
Working capital	\$ 5,787,109	\$ 7,096,916	\$ 14,217,999
Exploration and evaluation assets (net)	2,381,540	2,379,886	3,031,368
Royalty interest	28,798,980	29,327,960	35,063,725
Total assets	50,624,129	54,292,093	70,073,220
Share capital	117,000,052	116,766,102	116,151,675
Deficit	(94,305,878)	(87,430,021)	(69,981,980)

	Year ended December 31, 2015	Year ended December 31, 2014	Year ended December 31, 2013
<b>Financial results</b>			
Royalty income	\$ 1,609,553	\$ 2,247,334	\$ 3,102,888
Exploration expenditures (net)	4,364,675	5,022,658	3,819,107
Net loss	(6,875,857)	(17,448,041)	(13,982,612)
Net loss per share - basic and diluted	(0.09)	(0.24)	(0.19)

The year ended December 31, 2015 saw an impairment charge of \$3,973,699 (2014 - \$7,371,765; 2013 - \$4,765,511) on the royalty interests, a related write-down of goodwill of \$3,047,605 (2014 - \$2,248,057; 2013 - \$Nil), and a recovery of \$3,431,230 (2014 - \$3,356,471; 2013 - \$2,392,945) of deferred income taxes, offset by a gain of \$5,393,305 (2014 - loss \$154,533; 2013 - gain \$205,940) on the acquisition and sale of exploration and evaluation assets which had a significantly impact on the net losses for the respective fiscal years.

## OUTSTANDING SHARE DATA

At March 24, 2016, the Company had 73,784,710 common shares issued and outstanding. There were also 5,130,500 stock options outstanding with expiry dates ranging from July 19, 2016 to June 8, 2020.

### Critical Accounting Policies and Estimates

#### STATEMENT OF COMPLIANCE AND SUMMARY OF SIGNIFICANT ACCOUNTING POLICIES

##### Statement of Compliance

These consolidated financial statements have been prepared in accordance with IFRS as issued by the International Accounting Standards Board ("IASB") and interpretations of the International Financial Reporting Interpretations Committee ("IFRIC").

These consolidated financial statements have been prepared on a historical cost basis, except for financial instruments classified as fair value through profit or loss or available for sale, which are stated at their fair value. In addition, these consolidated financial statements have been prepared using the accrual basis of accounting except for cash flow information.

##### Summary of Significant Accounting Policies

##### Basis of Consolidation

The consolidated financial statements comprise the accounts of Eurasian, the parent company, and its controlled subsidiaries, after the elimination of all significant intercompany balances and transactions.

## Subsidiaries

Subsidiaries are all entities over which the Company has exposure to variable returns from its involvement and has the ability to use power over the investee to affect its returns. The existence and effect of potential voting rights that are currently exercisable or convertible are considered when assessing whether the Company controls another entity. Subsidiaries are fully consolidated from the date on which control is transferred to the Company until the date on which control ceases.

The accounts of subsidiaries are prepared for the same reporting period as the parent company, using consistent accounting policies. Inter-company transactions, balances and unrealized gains or losses on transactions are eliminated. The Company's principal operating subsidiaries are as follows:

Name	Place of Incorporation	Ownership Percentage
Bullion Monarch Mining, Inc	Utah, USA	100%
EMX (USA) Services Corp.	Nevada, USA	100%
Bronco Creek Exploration Inc.	Arizona, USA	100%
AES Madencilik Ltd. Sirketi	Turkey	100%
Eurasia Madencilik Ltd. Sirketi	Turkey	100%
EBX Madencilik Ltd. Sirketi	Turkey	100%
Azur Madencilik Ltd. Sirketi	Turkey	100%
Eurasian Minerals Cooperatief U.A.	Netherlands	100%
EMX Georgia Cooperatief U.A.	Netherlands	100%
Ayiti Gold Company S.A.	Haiti	100%
Eurasian Minerals Sweden AB	Sweden	100%
EMX Exploration Scandinavia AB	Sweden	100%
Viad Royalties AB	Sweden	100%
Iekevare Minerals AB	Sweden	100%
Waikato Gold Limited	New Zealand	100%
EMX Australia Pty Ltd.	Australia	100%

## Functional and Reporting Currency

The functional currency is the currency of the primary economic environment in which the entity operates. The functional currency for the Company and its subsidiaries is the Canadian dollar except the functional currency of the operations of Bullion Monarch which is the US dollar. The functional currency determinations were conducted through an analysis of the consideration factors identified in IAS 21, The Effects of Changes in Foreign Exchange Rates.

### *Translation of transactions and balances*

Foreign currency transactions are translated into the functional currency using the exchange rates prevailing at the dates of the transactions or valuation where items are re-measured. Monetary assets and liabilities denominated in foreign currencies are re-measured at the rate of exchange at each financial position date. Foreign exchange gains and losses resulting from the settlement of such transactions and from the translation at period end exchange rates of monetary assets and liabilities denominated in foreign currencies are recognized in profit or loss.

On translation of the entities whose functional currency is other than the Canadian dollar, revenues and expenses are translated at the exchange rates approximating those in effect on the date of the transactions. Assets and liabilities are translated at the rate of exchange at the reporting date. Exchange gains and losses, including results of re-translation, are recorded in the foreign currency translation reserve.

## Financial Instruments

All financial instruments are classified into one of the following four categories:

- (a) Financial assets and financial liabilities at fair value through profit or loss ("FVTPL")

Financial assets and financial liabilities classified as FVTPL are acquired or incurred principally for the purpose of selling or repurchasing them in the near term. They are recognized at fair value based on market prices, with any resulting gains and losses reflected in profit or loss for the period in which they arise.

(b) Held-to-maturity financial assets

Held-to-maturity financial assets are non-derivative financial assets with fixed or determinable payments and fixed maturity that an entity has the positive intention and ability to hold to maturity. They are measured at amortized cost using the effective interest rate method less any impairment loss. A gain or loss is recognized in profit or loss when the financial asset is derecognized or impaired, and through the amortization process.

(c) Available for sale financial assets

Available for sale (“AFS”) financial assets are non-derivative financial assets that are designated as available for sale, or that are not classified as loans and receivables, held-to-maturity investments, or FVTPL. They are measured at fair value. Fair value is determined based on market prices. Equity instruments that do not have a quoted market price in an active market are measured at cost. Gains and losses are recognized directly in other comprehensive income (loss) until the financial asset is derecognized, at which time the cumulative gain or loss previously recognized in accumulated other comprehensive income (loss) is recognized in profit or loss for the period.

(d) Loans and receivables and other financial liabilities

Loans and receivables and other financial liabilities are measured at amortized cost, using the effective interest rate method less any impairment loss.

The Company’s financial instruments consist of cash and cash equivalents, investments, receivables, restricted cash, reclamation bonds, convertible notes receivable, accounts payable and accrued liabilities, and advances from joint venture partners. Unless otherwise noted the fair value of these financial instruments approximates their carrying values.

Cash and cash equivalents are classified as financial assets as loans and receivables and are accounted for at fair value. Cash equivalents are held for the purpose of meeting short-term cash commitments rather than for investment or other purposes.

Warrants held through investments are classified as derivative financial assets at FVTPL and are accounted for at fair value. For warrants that are not traded on an exchange, no market value is readily available. When there are sufficient and reliable observable market inputs, a valuation technique is used; if no such market inputs are available, the warrants are valued at intrinsic value, which is equal to the higher of the market value of the underlying security less the exercise price of the warrant, or zero.

Investments (Marketable securities) are classified FVTPL and are measured at fair market value. Marketable securities transferred to the Company as part of an acquisition are classified as AFS and are carried at fair market value. Changes in fair value of FVTPL assets are reflected in profit or loss in the period in which they occur. Changes in fair value of AFS assets are reflected in accumulated other comprehensive income on the statement of financial position until sold or if there is an other than temporary impairment in value.

Reclamation bonds are classified as financial assets held-to-maturity.

Restricted cash is classified as financial assets at FVTPL.

The Company classifies its receivables as loans and receivables and its accounts payable and accrued liabilities and advances from joint venture partners as other financial liabilities.

### **Impairment of Financial Assets**

Financial assets are assessed for indicators of impairment at the end of each reporting period. Financial assets are impaired when there is objective evidence that, as a result of one or more events that occurred after the initial recognition of the financial assets, the estimated future cash flows of the financial assets have been impacted.

For all financial assets, objective evidence of impairment could include:

- Significant financial difficulty of the issuer or counterparty;
- Default or delinquency in interest or principal payments; or,
- It becoming probable that the borrower will enter bankruptcy or financial re-organization.

For certain categories of financial assets, that are assessed not to be impaired individually, are subsequently assessed for impairment on a collective basis. The carrying amount of financial assets is reduced by the impairment loss directly for all financial assets with the exception of receivables, where the carrying amount is reduced through the use of an allowance account. When a receivable is considered uncollectible, it is written off against the allowance account. Subsequent recoveries of amounts previously written off are credited against the allowance account. Changes in the carrying amount of the allowance account are recognized in profit or loss.

With the exception of FVTPL marketable securities, if in a subsequent period, the amount of the impairment loss decreases and the decrease can be related objectively to an event occurring after the impairment was recognized, the previously recognized impairment loss is reversed through profit or loss to the extent that the carrying amount of the investment at the date the impairment is reversed does not exceed what the amortized cost would have been had the impairment not been recognized. In respect of AFS marketable securities, impairment losses previously recognized through profit or loss are not reversed through profit or loss. Any increase in fair value subsequent to an impairment loss is recognized directly in equity.

### **Convertible Notes Receivable**

The notes receivable are hybrid financial assets that consist of a note receivable component and a separate equity conversion component. The notes receivable are measured at fair value on initial recognition by discounting the stream of future interest and principal payments at the rate of interest prevailing at the date of the issue for instruments of similar term and risk. Interest income based on the rate of the note and the accretion of the additional interest to the amount that will be receivable on maturity are recognized through profit and loss as interest income. The equity conversion option is an embedded derivative that has been separated from the notes receivable and is valued based on residual value. The embedded derivative is not revalued subsequent to initial measurement unless terms of the original loan are changed.

### **Investments in Associated Companies**

The Company accounts for its long-term investments in affiliated companies over which it has significant influence on the equity basis of accounting, whereby the investment is initially recorded at cost, adjusted to recognize the Company's share of earnings or losses and reduced by dividends received.

The Company assesses its equity investments for impairment if there is objective evidence of impairment as a result of one or more events that occurred after the initial recognition of the equity investment and that the event or events has an impact on the estimated future cash flow of the investment that can be reliably estimated. Objective evidence of impairment of equity investments includes:

- Significant financial difficulty of the associated companies;
- Becoming probable that the associated companies will enter bankruptcy or other financial reorganization; or,
- National or local economic conditions that correlate with defaults of the associated companies.

### **Exploration and evaluation assets and exploration expenditures**

Acquisition costs for exploration and evaluation assets, net of recoveries, are capitalized on a property-by-property basis. Acquisition costs include cash consideration and the value of common shares, based on recent issue prices, issued for exploration and evaluation assets pursuant to the terms of the agreement. Exploration expenditures, net of recoveries, are charged to operations as incurred. After a property is determined by management to be commercially feasible, subsequent development expenditures on the property will be capitalized.

When there is little prospect of further work on a property being carried out by the Company or its partners, when a property is abandoned, or when the capitalized costs are no longer considered recoverable, the related property costs are written down to management's estimate of their net recoverable amount. The costs related to a property from which there is production, together with the costs of production equipment, will be depleted and amortized using the unit-of-production method.

An exploration and evaluation asset acquired under an option agreement, where payments are made at the sole discretion of the Company, is capitalized at the time of payment. Option payments received are treated as a reduction of the carrying value of the related acquisition cost for the mineral property until the payments are in excess of acquisition costs, at which time they are then credited to profit or loss. Option payments are at the discretion of the optionee and, accordingly, are accounted for when receipt is reasonably assured.

## **Revenue recognition**

The Company recognizes revenue in accordance with *IAS 18 Revenue* and based upon amounts contractually due pursuant to the underlying royalty agreements. Specifically, royalty revenue is recognized in accordance with the terms of the underlying royalty agreements subject to (i) when persuasive evidence of an arrangement exists; (ii) the risks and rewards having been transferred; (iii) the royalty or stream being fixed or determinable; and (iv) the collectability of the royalty being reasonably assured. In some instances, the Company will not have access to sufficient information to make a reasonable estimate of revenue and, accordingly, revenue recognition is deferred until management can make a reasonable estimate. Royalty revenue may be subject to adjustment upon final settlement of estimated metal prices, weights, and assays. Adjustments to revenue from metal prices are recorded monthly and other adjustments are recorded on final settlement and are offset against revenue when incurred.

## **Royalty interests**

Royalty interests in mineral properties include acquired royalty interests in production stage and exploration stage properties. In accordance with *IAS 38 Intangible Assets*, the cost of acquired royalty interests in mineral properties is capitalized as intangible assets.

Acquisition costs of production stage royalty interests are depleted using the units of production method over the life of the related mineral property, which is calculated using estimated reserves. Acquisition costs of royalty interests on exploration stage mineral properties, where there are no estimated reserves, are not amortized. At such time as the associated exploration stage mineral interests are converted to estimated reserves, the cost basis is amortized over the remaining life of the mineral property, using the estimated reserves. The carrying values of exploration stage mineral interests are evaluated for impairment at such time as information becomes available indicating that the production will not occur in the future.

## **Goodwill**

Goodwill represents the excess of the price paid for the acquisition of a consolidated entity over the fair value of the net identifiable tangible and intangible assets and liabilities acquired in a business combination. Goodwill is allocated to the cash generating unit to which it relates.

Goodwill is evaluated for impairment annually or more often if events or circumstances indicate there may be impairment. Impairment is determined by assessing if the carrying value of a cash generating unit, including the allocated goodwill, exceeds its recoverable amount.

## **Property and equipment**

Property and equipment is recorded at cost. Equipment is depreciated over its estimated useful life using the declining balance method at a rate of 20% per annum. Depreciation on equipment used directly on exploration projects is included in exploration expenditures for that mineral property.

## **Decommissioning liabilities**

Decommissioning liabilities are recognized for the expected obligations related to the retirement of long-lived tangible assets that arise from the acquisition, construction, development or normal operation of such assets. A decommissioning liability is recognized in the period in which it is incurred and when a reasonable estimate of the fair value of the liability can be made with a corresponding decommissioning cost recognized by increasing the carrying amount of the related long-lived asset. The decommissioning cost is subsequently allocated in a rational and systematic method over the underlying asset's useful life. The initial fair value of the liability is accreted, by charges to profit or loss, to its estimated future value.

## **Environmental disturbance restoration**

During the operating life of an asset, events such as infractions of environmental laws or regulations may occur. These events are not related to the normal operation of the asset and are referred to as environmental disturbance restoration provisions. The costs associated with these provisions are accrued and charged to profit or loss in the period in which the event giving rise to the liability occurs. Any subsequent adjustments to these provisions due to changes in estimates are also charged to profit or loss in the period of adjustment. These costs are not capitalized as part of the long-lived assets' carrying value.

## **Impairment of assets**

Events or changes in circumstances can give rise to significant impairment charges or reversals of impairment in a particular year. The Company assesses its cash generating units annually to determine whether any indication of impairment exists.



Where an indicator of impairment exists, an estimate of the recoverable amount is made, which is the higher of the fair value less costs to sell and value in use. The determination of the recoverable amount for value in use requires the use of estimates and assumptions such as long-term commodity prices, discount rates, future capital requirements, exploration potential and future operating performance. Fair value is determined as the amount that would be obtained from the sale of the asset in an arm's length transaction between knowledgeable and willing parties.

### **Cash and cash equivalents**

Cash and cash equivalents include cash on hand, bank deposits and short-term, highly liquid investments that are readily convertible to known amounts of cash.

### **Share-based payments**

Share-based payments include option and stock grants granted to directors, employees and non-employees. The Company accounts for share-based compensation using a fair value based method with respect to all share-based payments measured and recognized, to directors, employees and non-employees. For directors and employees, the fair value of the options and stock grants is measured at the date of grant. For non-employees, the fair value of the options and stock grants is measured on the earlier of the date at which the counterparty performance is complete, or the date the performance commitment is reached, or the date at which the equity instruments are granted if they are fully vested and non-forfeitable. For directors, employees and non-employees, the fair value of the options and stock grants is accrued and charged to operations, with the offsetting credit to share based payment reserve for options, and commitment to issue shares for stock grants over the vesting period. If and when the stock options are exercised, the applicable amounts are transferred from share-based payment reserve to share capital. When the stock grants are issued, the applicable fair value is transferred from commitment to issue shares to share capital. Option based compensation awards are calculated using the Black-Scholes option pricing model while stock grants are valued at the fair value on the date of grant.

### **Income taxes**

Income tax expense consists of current and deferred tax. Income tax expense is recognized in profit or loss except to the extent that it relates to items recognized directly in equity. Current tax is the expected tax payable on the taxable income for the year, using tax rates enacted or substantively enacted at the reporting date, and any adjustment to tax payable in respect of previous years. Deferred tax is calculated providing for temporary differences between the carrying amounts of assets and liabilities for financial reporting purposes and the amounts used for taxation purposes.

Deferred tax is not recognized on the initial recognition of assets or liabilities in a transaction that is not a business combination and that affects neither accounting nor taxable income nor loss. In addition, deferred tax is not recognized for taxable temporary differences arising on the initial recognition of goodwill. Deferred tax is measured at the tax rates that are expected to be applied to temporary differences when they reverse, based on the laws that have been enacted or substantively enacted at the reporting date.

Deferred tax assets and liabilities are offset if there is a legally enforceable right to offset, and they relate to income taxes levied by the same tax authority on the same taxable entity, or on different tax entities, but they intend to settle current tax liabilities and assets on a net basis or their tax assets and liabilities will be realized simultaneously.

A deferred tax asset is recognized to the extent that it is probable that future taxable income will be available against which the temporary difference can be utilized. Deferred tax assets are reviewed at each reporting date and are reduced to the extent that it is no longer probable that the related tax benefit will be realized.

### **Income (loss) per share**

Basic income or loss per share is calculated by dividing the net income or loss for the year by the weighted average number of shares outstanding during the year. Diluted income or loss per share is calculated whereby the weighted average number of shares outstanding used in the calculation of diluted income or loss per share assumes that the deemed proceeds received from the exercise of stock options, share purchase warrants and their equivalents would be used to repurchase common shares of the Company at the average market price during the year, if they are determined to have a dilutive effect.

Existing stock options and share purchase warrants have not been included in the current year computation of diluted loss per share as to do so would be anti-dilutive. For the years presented the basic and diluted losses per share are the same.

## **Valuation of equity units issued in private placements**

The Company has adopted a residual value method with respect to the measurement of shares and warrants issued as private placement units. The residual value method first allocates value to the more easily measurable component based on fair value and then the residual value, if any, to the less easily measurable component.

The fair value of the common shares issued in the private placements was determined to be the more easily measurable component and were valued at their fair value, as determined by the closing quoted bid price on the day prior to the issuance date. The balance, if any, was allocated to the attached warrants. Any fair value attributed to the warrants is recorded in reserves.

## **Segment reporting**

Operating segments are reported in a manner consistent with the internal reporting provided to the chief operating decision-maker. The chief operating decision-maker, who is responsible for allocating resources and assessing performance of the operating segment, has been identified as the Chief Executive Officer.

## **Classification of investments as subsidiaries, joint ventures, associated company and portfolio investments**

Classification of investments requires judgement as to whether the Company controls, has joint control of or significant influence over the strategic financial and operating decisions relating to the activity of the investee. In assessing the level of control or influence that the Company has over an investment, management considers ownership percentages, board representation as well as other relevant provisions in shareholder agreements. If an investor holds 20% or more of the voting power of the investee, it is presumed that the investor has significant influence, unless it can be clearly demonstrated that this is not the case. Conversely, if the investor holds less than 20% of the voting power of the investee, it is presumed that the investor does not have significant influence, unless such influence can be clearly demonstrated.

## **Accounting pronouncements not yet effective**

IFRS 9 addresses the classification, measurement and derecognition of financial assets and financial liabilities and introduces new rules for hedge accounting. In July 2014, the IASB made further changes to the classification and measurement rules and also introduced a new impairment model. These latest amendments now complete the new financial instruments standard.

IFRS 9 requires financial assets to be classified into three measurement categories on initial recognition: those measured at fair value through profit and loss, those measured at fair value through other comprehensive income and those measured at amortized cost. Measurement and classification of financial assets is dependent on the entity's business model for managing the financial assets and the contractual cash flow characteristics of the financial asset. For financial liabilities, the standard retains most of the IAS 39 requirements.

The effective date for IFRS 9 is January 1, 2018. The Company is currently evaluating the impact that the final standard is expected to have on its consolidated financial statements.

In May 2014, the IASB issued IFRS 15 Revenue from Contracts with Customers ("IFRS 15"), which supersedes IAS 11 Construction Contracts, IAS 18 Revenue, IFRIC 13 Customer Loyalty Programmes, IFRIC 15 Agreements for the Construction of Real Estate, IFRIC 18 Transfers of Assets from Customers, and SIC 31 Revenue - Barter Transactions involving Advertising Services. IFRS 15 establishes a single five-step model framework for determining the nature, amount, timing and uncertainty of revenue and cash flows arising from a contract with a customer. The standard is effective for annual periods beginning on or after January 1, 2018, with early adoption permitted. The Company is currently evaluating the impact the final standard is expected to have on its consolidated financial statements. The Company is currently evaluating the impact the final standard is expected to have on its consolidated financial statements.

## **Critical Accounting Judgments and Significant Estimates and Uncertainties**

The preparation of the consolidated financial statements requires management to make judgments and estimates and form assumptions that affect the reported amounts of assets and liabilities at the date of the financial statements, and the reported revenue and expenses during the periods presented therein. On an ongoing basis, management evaluates its judgments and estimates in relation to assets, liabilities, royalty revenues and expenses. Management bases its judgments and estimates on historical experience and on other various factors it believes to be reasonable under the circumstances. Actual results may differ from these estimates under different assumptions and conditions.

The Company has identified the following critical accounting policies in which significant judgments, estimates and assumptions are made and where actual results may differ from these estimates under different assumptions and conditions and may materially affect financial results or the financial position reported in future periods. Further details of the nature of these assumptions and conditions may be found in the relevant notes to the consolidated financial statements.

*a) Royalty interest and related depletion*

In accordance with the Company's accounting policy, royalty interests are evaluated on a periodic basis to determine whether there are any indications of impairment. If any such indication exists, a formal estimate of recoverable amount is performed and an impairment loss recognized to the extent that carrying amount exceeds recoverable amount. The recoverable amount of a royalty asset is measured at the higher of fair value less costs to sell and value in use. The determination of fair value and value in use requires management to make estimates and assumptions about expected production and sales volumes, the proportion of areas subject to royalty rights, commodity prices (considering current and historical prices, price trends and related factors), and reserves. These estimates and assumptions are subject to risk and uncertainty; hence there is a possibility that changes in circumstances will alter these projections, which may impact the recoverable amount of the assets. In such circumstances, some or all of the carrying value of the assets may be further impaired or the impairment charge reduced with the impact recorded in profit or loss.

*b) Goodwill*

Goodwill is evaluated for impairment annually or more often if events or circumstances indicate there may be impairment. Impairment is determined by assessing if the carrying value of a cash generating unit, including the allocated goodwill, exceeds its recoverable amount. The assessment of the recoverable amount used in the goodwill impairment analysis is subject to similar judgments and estimates as described above for property and equipment and royalty interests.

*c) Exploration and Evaluation Assets*

Recorded costs of exploration and evaluation assets are not intended to reflect present or future values of exploration and evaluation assets. The recorded costs are subject to measurement uncertainty and it is reasonably possible, based on existing knowledge, that a change in future conditions could require a material change in the recognized amount.

*d) Taxation*

The Company's accounting policy for taxation requires management's judgment as to the types of arrangements considered to be a tax on income in contrast to an operating cost. Judgment is also required in assessing whether deferred tax assets and certain deferred tax liabilities are recognized on the statement of financial position.

Deferred tax assets, including those arising from unused tax losses, capital losses and temporary differences, are recognized only where it is considered probable that they will be recovered, which is dependent on the generation of sufficient future taxable profits. Deferred tax liabilities arising from temporary differences caused principally by the expected royalty revenues generated by the royalty property are recognized unless expected offsetting tax losses are sufficient to offset the taxable income and therefore, taxable income is not expected to occur in the foreseeable future. Assumptions about the generation of future taxable profits depend on management's estimates of future cash flows. These depend on estimates of future production and sales volumes, commodity prices, and reserves. Judgments are also required about the application of income tax legislation in foreign jurisdictions. These judgments and assumptions are subject to risk and uncertainty, hence there is a possibility that changes in circumstances will alter expectations, which may impact the amount of deferred tax assets and deferred tax liabilities recognized on the statement of financial position and the amount of other tax losses and temporary differences not yet recognized. In such circumstances, some or the entire carrying amount of recognized deferred tax assets and liabilities may require adjustment, resulting in a corresponding credit or charge to profit or loss.

**5.B. Liquidity and Capital Resources**

The Company's working capital position at December 31, 2015 was \$5,787,109 (December 31, 2014 - \$7,096,916; December 31, 2013 - \$14,217,999). With its current plans for the year and the budgets associated with those plans, in order to continue funding its administrative and exploration expenditures for beyond twelve months from the date of this Form 20-F, the Company will need to obtain additional cash and anticipates either financing or selling one or more of its assets. Historically, the Company obtains its cash requirements through the issuance of shares, funding from joint venture partners, royalty income, attracting additional joint venture partners and the sale of available investments and marketable securities all of which are used to finance further property acquisitions, explore and develop its mineral properties, and obtain strategic investments.

## Operating Activities

Cash used in operations was \$5,082,224 for the year ended December 31, 2015 (2014 - \$4,781,944; 2013 - \$5,785,887) and represents expenditures primarily on mineral property exploration and general and administrative expense for both periods, offset by royalty income received in the year.

## Financing Activities

The Company received \$Nil in 2015 (2014 - \$Nil; 2013 - \$361,600) from the exercise of stock options and \$Nil in 2015 (2014 - \$Nil; 2013 - \$Nil) from the exercise of warrants.

## Investing Activities

Some of the significant investment activities during the year ended December 31, 2015 are:

- The Company sold certain interests in Haiti to Newmont for a US\$4,000,000 (\$5,277,542) cash payment and a retained 0.5% NSR royalty interest.
- The Company advanced \$973,236 to an associated company pursuant to a convertible loan agreement.
- The Company purchased an additional 51% of the shares of the Company that owns Sisorta in Turkey for AU\$162,092 so that it now owns 100% of the project.
- The Company received \$136,263 in net proceeds from the purchase and sale of marketable securities.
- The Company purchased strategic investments in Revelo for \$Nil (2014 - \$500,000; 2013 - \$480,000)
- The Company invested \$Nil (2014 - \$1,063,036; 2013 - \$2,774,570) in IGC.

### 5.C. Research and Development, Patents and Licenses, etc.

See subtopic “Exploration Expenditures” under “Item 5.A., Operating Results”.

### 5.D. Trend Information

See “Property Overview” under “Item 5, Operating and Financial Review and Prospects”, and “Other” under “Item 5.A., Operating Results”.

### 5.E. Off-Balance Sheet Arrangements

The Company has no off-balance sheet arrangements.

### 5.F. Tabular Disclosure of Contractual Obligations

The Company has no Contractual Obligations.

## ITEM 6. DIRECTORS, SENIOR MANAGEMENT, AND EMPLOYEES

### 6.A. Directors and Senior Management

Table No. 6  
Directors and Senior Management

Name	Position	Age	Date of First Election Or Appointment
David M. Cole	President, CEO, Director	54	November 24, 2003
Brian E. Bayley (1)(2)(3)	Director	63	May 13, 1996
Brian K. Levet (1)(2)	Director	63	March 18, 2011
Larry Okada (1)(2)(3)	Director	67	June 11, 2013
Michael D. Winn (3)	Director and Chairman	54	November 24, 2003
Christina Cepeliauskas	Chief Financial Officer	52	September 18, 2008
Kim Casswell	Corporate Secretary	59	November 13, 2015

- (1) Member of Audit Committee
- (2) Member of the Compensation Committee
- (3) Member of Corporate Governance Committee

**David M. Cole (President, CEO and Director)**

Mr. Cole has over 25 years of industry experience, coming to Eurasian Minerals from Newmont Mining Company. At Newmont, he held a number of management and senior geologic positions, gaining extensive global experience as a project, mine, and generative exploration geologist in Nevada, Southeast Asia, South America, Europe, and Central Asia. Mr. Cole's success as part of Newmont's exploration team includes contributions at the world class Carlin Trend, Yanacocha, and Minahasa mines. Subsequently, he established and managed Newmont's exploration programs in Turkey while also identifying early-stage acquisition targets in Eastern Europe. Mr. Cole specializes in developing new exploration ideas and opportunities, based upon solid technical expertise coupled with a keen business sense. He studied under Dr. Tommy Thompson at Colorado State University, earning an M.S. in Geology.

**Michael D. Winn (Director and Chairman)**

Mr. Winn is President of Seabord Capital Corp., which provides investment analysis and financial services to companies operating in the energy and mining sectors. He is also President of Seabord Services Corp., a Canadian company that provides management, administrative, and regulatory services to private and public mining companies. Prior to starting Seabord Capital in January 2013, Mr. Winn was President of Terrasearch Inc. (1997 to 2012) a predecessor company to Seabord Capital. He also worked as an analyst for Global Resource Investments Ltd. (1993 to 1997) where he specialized in the evaluation of emerging oil and gas and mining companies. Mr. Winn has worked in the oil and gas industry since 1983 and the mining industry since 1992, and is currently a director and officer of several companies operating in Canada, Latin America, Europe and Africa. Mr. Winn received a B.Sc. in geology from the University of Southern California.

**Brian Bayley (Director)**

Mr. Bayley is currently the President of Earlston Management Corp., formerly Ionic Management Corp. (private management company) since December 1996. From June 2003 to July 2013, Mr. Bayley was director of Quest Capital Corp. (a predecessor company to Sprott Resource Lending Corp.), a publicly traded resource lending company listed on the TSX and NYSE MKT. Mr. Bayley was also the Resource Lending Advisor from September 2010 to June 2013, President and Chief Executive Officer from May 2009 to September 2010, Co-chairman from January 2008 to May 2009, Chief Executive Officer from June 2003 to March 2008, and President from June 2003 to January 2008. Mr. Bayley is also a director and officer of several other public companies and holds an MBA from Queen's University.

**Brian Levet (Director)**

Mr. Levet draws on over 35 years of diversified executive and management experience in mineral exploration, project startup, and mine development and operations. He began his career with Rio Tinto Rhodesia and Zimbabwe Iron and Steel Company. The majority of Mr. Levet's career was with Newmont Mining Company, most recently as the Group Executive for Worldwide Exploration, and after 27 years of service he announced his retirement in early 2011. His distinguished career has been built upon a track record of team-oriented discovery success, with a number of these discoveries currently in production. He is recognized within the mining industry for exploration expertise and team leadership that resulted in a number of major discoveries, including the Batu Hijau and Elang copper-gold deposits in Indonesia, the North Lanut gold deposit in North Sulawesi, Indonesia, the McPhillamys gold deposit in New South Wales, Australia, as well as playing a significant role in the identification of Yanacocha as a world-class gold mining camp. Mr. Levet has a B.Sc. in Geology from the University of London.

**Larry Okada (Director)**

Larry Okada is a CPA, CA professional accountant in British Columbia and Alberta, as well as a Certified Public Accountant in Washington State. He has been in public practice with Deloitte's, his own firm, and PricewaterhouseCoopers LLP for over 35 years. For more than 30 years, the majority of Mr. Okada's clients have been public mining companies listed on the TSX-V. He is currently the CFO of BCGold Corp., interim CFO for Africo Resources Ltd. and sits on a committee with the Institute of Chartered Accountants of British Columbia. As an independent director, Mr. Okada's extensive experience in accounting, finance, and corporate governance will further strengthen the Company's Board of Directors in these key areas.

**Christina Cepeliauskas (Chief Financial Officer)**

Ms. Cepeliauskas is a CPA, CGA professional accountant with more than 20 years of financial accounting and treasury experience in the mineral exploration and mining industry. She also has her ICD.D designation from the Institute of Corporate Directors. She is currently the Chief Financial Officer of Eurasian Minerals Inc. and Reservoir Capital Corp. and was formerly a Director and Chairperson of the Audit Committee of Revelo Resources Corp. Ms. Cepeliauskas also holds the volunteer position of Board member of Fraserside Community Services Society, an organization committed to helping people overcome challenges.

**Kim Casswell (Corporate Secretary)**

Ms. Casswell has been the Corporate Secretary of several public companies listed on the TSX Venture Exchange and the Toronto Stock Exchange since 1994 and has been providing independent corporate secretary services since 1995. Ms. Casswell has played an important role in the growth of these companies and is familiar with regulations governing public companies in several jurisdictions. In addition to Eurasian Minerals Inc., Ms. Casswell is currently Corporate Secretary of Reservoir Minerals Inc., Reservoir Capital Corp., Atico Mining Corporation, Legend Gold Corp., Lara Exploration Ltd., and Revelo Resources Corp.

The Directors have served in their respective capacities since their election and/or appointment and will serve until the next Annual General Meeting or until a successor is duly elected, unless the office is vacated in accordance with the Articles/By-Laws of the Company.

No Director and/or Senior Management had been the subject of any order, judgment, or decree of any governmental agency or administrator or of any court or competent jurisdiction, revoking or suspending for cause any license, permit or other authority of such person or of any Company of which he is a Director and/or Senior Management, to engage in the securities business or in the sale of a particular security or temporarily or permanently restraining or enjoining any such person or any Company of which he is an officer or director from engaging in or continuing any conduct/practice/employment in connection with the purchase or sale of securities, or convicting such person of any felony or misdemeanor involving a security or any aspect of the securities business or of theft or of any felony.

There are no family relationships between any two or more Directors or Senior Management.

There are no arrangements or understandings with major shareholders, customers, suppliers or others, pursuant to which any person referred to above was selected as a Director or member of senior management.

**6.B. Compensation**

The Compensation Committee of the Board is responsible for ensuring that the Company has appropriate procedures for executive compensation and making recommendations to the Board with respect to the compensation of the Company's executive officers. The Compensation Committee's mandate is to ensure that total compensation paid to all executives is fair and reasonable and is consistent with the Company's compensation philosophy.

The Compensation Committee is also responsible for recommending compensation for the directors and officers, stock options grants to the directors, officers, employees and consultants pursuant to the Company's Stock Option Plan (the "Option Plan") and issuances of Common Shares to directors and officers pursuant to the Company's Incentive Stock Grant Program (the "Stock Grant Program").

The Compensation Committee is currently comprised of Brian Bayley (Chairman), Brian Levet, and Larry Okada, all of whom are independent directors. The board is satisfied that the composition of the Compensation Committee ensures an objective process for determining compensation.

*Philosophy*

The philosophy used by the Board and the Compensation Committee in determining compensation is that the compensation should (i) assist the Company in attracting and retaining high caliber executives, (ii) align the interests of executives with those of the Shareholders, (iii) reflect the executive's performance, expertise, responsibilities and length of service to the Company, and (iv) reflect the Company's current state of development, performance and financial status.

## Compensation Components

The compensation of the Named Executive Officers (“NEOs”) (as well as for other senior management and employees) is comprised primarily of (i) base salary, (ii) annual short-term incentives in the form of cash bonuses and stock grants under the Stock Grant Program, (iii) long-term incentives in the form of stock grants and stock options granted in accordance with the Option Plan and the Stock Grant Program, respectively, and (iv) benefits related to health and pension plans, such as United States 401(k) plans.

To be competitive with industry rates, the Company may provide additional compensation from time to time in the form of stock grants as part of annual salaries. The Stock Grant Program assists the Company in employee retention and cash preservation, while encouraging Common Share ownership and entrepreneurship on the part of its executives (as well as the Board, and management and other employees of the Company). The Compensation Committee believes that annual and long term stock grant awards align the interests of such persons with the interests of Shareholders by linking a component of compensation to the longer term performance of the Common Shares.

To date, no formulas have been developed to assign a specific weighting to each of these components. Instead, the Compensation Committee considers the Company’s performance and, based on its assessment, recommends appropriate compensation levels to the Board. In establishing levels of cash and equity-based compensation, the executive’s performance, level of expertise, responsibilities, length of service to the Company and comparable levels of remuneration paid to executives of other companies of comparable size and development within the mining exploration and development industries are considered as well as taking into account the financial and other resources of the Company.

In March 2015, the Compensation Committee retained the services of McDowall Associates Human Resource Consultants Ltd. (“McDowall”), a North American external compensation consultant headquartered in Toronto, Ontario, to provide an independent review of the compensation paid by the Company to its CEO and CFO. McDowall benchmarked the Company’s compensation arrangements against a peer group of companies that included a mix of royalty companies and exploration companies with assets greater than \$30 million and less than \$450 million to reflect the Company’s current business operations. McDowall used total assets as the primary determinate of company size because it is more stable over time than either revenue or market capitalization. The peer group of companies consisted of:

Almaden Minerals Limited	Altius Minerals Corporation
Callinan Royalties Corporation	Gold Standard Ventures Corporation
Midway Gold Corporation	Mirasol Resources Limited
Osisko Gold Royalties Limited	Pilot Gold Inc.
Panoro Minerals Limited	Sandstorm Gold Limited
Seabridge Metals Limited	Strategic Metals Limited

In addition to the peer group analysis, McDowall compared CEO and CFO compensation against a broad group of 90 mining companies and 12 large mining companies. With respect to the broad group of 90 mining companies, direct comparisons were made to CEO and CFOs, while for the 12 large mining companies, comparisons were made to an executive one or two levels below the CEO.

McDowall compared base salary, total cash (base salary + bonuses) and total direct compensation (total cash + long term incentives). In making this comparison, McDowall used an average of the peer group companies and the broad group of 90 mining companies to establish a benchmark for comparison (“Benchmark Companies”).

McDowall concluded that the cash base salary of the CEO is higher than the Benchmark Companies average and below the large mining group. It also concluded, respect to total cash and total direct compensation, that the Company’s CEO is comparable to the Benchmark Companies average and substantially below the large mining group. It should be noted that the CEO’s cash salary is paid in US dollars but converted to Canadian dollars for reporting purposes. The Canadian equivalent was used in the comparison to the Benchmark Companies. The higher base salary of the CEO to the Benchmark Companies is partly attributable to the decline in the Canadian dollar against the US dollar in 2014.

McDowall concluded that the base salary, total cash, and total direct compensation for the CFO was below the Benchmark Companies and substantially below the larger mining group of companies.

In the Company's preceding two financial years to the date of the report, McDowall has not provided any other services to the Company or its affiliates.

The fees charged by McDowall during the Company's 2015, 2014 and 2013 financial years were as follows:

<b>Nature of Fee</b>	<b>2015</b>	<b>2014</b>	<b>2013</b>
Executive Compensation-Related Fees	Nil	\$9,040	Nil
All Other Fees	Nil	Nil	Nil

The Compensation Committee also relies on the experience of its members as officers and directors at other companies in similar lines of business as the Company in assessing compensation levels. The purpose of this process is to:

- understand the competitiveness of current pay levels for each executive position relative to companies with similar business characteristics;
- identify and understand any gaps that may exist between actual compensation levels and market compensation levels; and
- establish a basis for developing salary adjustments and short-term and long-term incentive awards for the Compensation Committee's approval.

#### *Base Salary*

The Compensation Committee recommends, and the Board establishes, the NEO's salary. The base salary review for each NEO is based on assessment of factors such as changes to competitive market conditions, compensation levels within the peer group and particular skills, such as leadership ability and management effectiveness, experience, responsibility and proven or expected performance of the particular individual. Using this information, together with budgetary guidelines and other internally and externally generated planning and forecasting tools, the Compensation Committee performs an annual assessment of the compensation of the CEO and CFO. The Company did not increase the base salaries of the CEO and CFO for 2014 and 2015 and do not have base salary increases planned for 2016.

#### *Annual Bonuses*

Annual bonuses are made by way of cash bonuses and the issuance of stock grants based, in part, on the Company's success in reaching its annual objectives and in part on individual performance and extraordinary effort and achievement. Also, the Company may utilize bonuses to encourage retention of its staff during periods of increased industry competition for its executive officers and other employees.

The Board, together with the Compensation Committee, reviews corporate performance objectives during the year to determine annual bonuses. In 2015, the principal performance factors and objectives included:

- Exploration success;
- Acquisition of new properties;
- Sale and joint venture of properties;
- Royalty creations and acquisitions;
- Capital management;
- Successful management of the Company's environmental, community, and safety objectives;
- Increasing market capitalization; and
- Management of human resources.



The success of the NEOs' contributions to the Company in reaching its overall goals is a factor in the determination of their annual incentive. The Compensation Committee assesses each NEO's performance on the basis of his or her respective contribution to the achievement of corporate goals as well as to needs of the Company that arise on a day-to-day basis. This assessment is used by the Compensation Committee in developing its recommendations to the Board with respect to the determination of annual incentives for the NEOs.

Although a number of the corporate performance objectives were achieved, the Company did not grant any annual bonuses by way of cash or stock grants to NEOs for 2015.

#### *Long-Term Incentives*

Stock Options are generally granted on an annual basis subject to the imposition of trading black-out periods, in which case options scheduled for grant will be granted subsequent to the end of the black-out period. All options granted to NEOs are recommended by the Compensation Committee and approved by the Board. In monitoring stock option grants, the Compensation Committee takes into account the level of options granted by comparable companies for similar levels of responsibility and considers each NEO or employee based on reports received from management, its own observations on individual performance (where possible) and its assessment of individual contribution to Shareholder value.

To determine the number of Common Shares issuable under options granted pursuant to the methodology outlined above, the Compensation Committee also makes the following determinations:

- the exercise price for each option granted;
- the date on which each option is granted;
- the vesting terms for each stock option; and
- the other materials terms and conditions of each stock option grant.

The Compensation Committee makes these determinations subject to, and in accordance with, the provision of the Option Plan. The Company granted stock options in June 2015.

#### Cash Compensation

Summary Compensation Table

Name and Principal Position	Annual Compensation				Long-Term Compensation		LTIP Payouts \$	All Other Comp. \$
	Year	Salary \$	Bonus	Other Annual Compensation \$	Awards Securities Under Options/SARs Granted	Payouts Restricted Shares or Restricted Share Units <sup>(1)</sup>		
David M. Cole, President & CEO	2015	516,280	Nil	13,549 <sup>(2)</sup>	150,000	Nil	Nil	Nil
	2014	464,040	Nil	12,065 <sup>(2)</sup>	150,000	101,334	Nil	Nil
	2013	427,772	Nil	17,110 <sup>(2)</sup>	Nil	101,333	Nil	Nil
Michael D. Winn <sup>(3)</sup> , Chairman & Director	2015	76,692	Nil	Nil	75,000	Nil	Nil	Nil
	2014	60,000	Nil	Nil	75,000	12,167	Nil	Nil
	2013	60,000	Nil	Nil	Nil	24,335	Nil	Nil
Christina Cepeliauskas <sup>(4)</sup> , CFO	2015	86,250	Nil	Nil	55,000	Nil	Nil	Nil
	2014	86,250	Nil	Nil	55,000	15,000	Nil	Nil
	2013	86,250	Nil	Nil	Nil	23,000	Nil	Nil
Brian E. Bayley, Director	2015	24,000	Nil	Nil	50,000	Nil	Nil	Nil
	2014	24,000	Nil	Nil	50,000	Nil	Nil	Nil
	2013	24,000	Nil	Nil	Nil	Nil	Nil	Nil

Brian K. Levet Director	2015	24,000	Nil	Nil	Nil	Nil	Nil	Nil
	2014	24,000	Nil	Nil	50,000	Nil	Nil	Nil
	2013	24,000	Nil	Nil	Nil	Nil	Nil	Nil
George K.C. Lim <sup>(7)</sup> Director	2015	9,000	Nil	Nil	Nil	Nil	Nil	Nil
	2014	24,000	Nil	Nil	50,000	Nil	Nil	Nil
	2013	24,000	Nil	Nil	Nil	Nil	Nil	Nil
Larry Okada <sup>(5)</sup> , Director	2015	24,000	Nil	Nil	Nil	Nil	Nil	Nil
	2014	24,000	Nil	Nil	50,000	Nil	Nil	Nil
	2013	6,000	Nil	Nil	Nil	Nil	Nil	Nil
Kim Casswell <sup>(4)(6)</sup> , Corporate Secretary	2015	3,150	Nil	Nil	Nil	Nil	Nil	Nil
	2014	N/A	N/A	N/A	N/A	N/A	N/A	N/A
	2013	N/A	N/A	N/A	N/A	N/A	N/A	N/A

- (1) Common Shares issued as discretionary bonuses. The stock grants are issued in three tranches over a period of two years.
- (2) For officers and employees in the United States, the Company pays 4% of the annual salary each year to the officer or employees' 401(k) retirement plan effective January 1, 2012.
- (3) Mr. Winn became Chairman of the Company in May 2012.
- (4) Pursuant to a Management Services Agreement between the Company and Seabord Services Corp. ("Seabord"), Ms. Cepeliauskas' and Ms. Casswell's remuneration is paid by Seabord.
- (5) Mr. Okada became a director in June 2013.
- (6) Ms. Casswell was appointed Corporate Secretary on November 13, 2015.
- (7) Mr. Lim resigned as a Director on May 13, 2015.

Table No. 7  
Stock Option Grants in Fiscal 2015 Ended 12/31/2015

Name	Number Of Options Granted	% of Total Options Granted	Exercise Price Per Share	Grant Date (mm/dd/yyyy)	Expiration Date (mm/dd/yyyy)	Mkt. Value of Securities Underlying Options on Date of Grant
David M. Cole	150,000	11.18%	\$0.66	06/08/2015	06/08/2020	\$0.67
Michael D. Winn	75,000	5.60%	\$0.66	06/08/2015	06/08/2020	\$0.67
Christina Cepeliauskas	55,000	4.09%	\$0.66	06/08/2015	06/08/2020	\$0.67
Brian E. Bayley	50,000	3.72%	\$0.66	06/08/2015	06/08/2020	\$0.67
Brian K. Levet	50,000	3.72%	\$0.66	06/08/2015	06/08/2020	\$0.67
Larry Okada	50,000	3.72%	\$0.66	06/08/2015	06/08/2020	\$0.67
Kim Casswell	5,000	0.37%	\$0.66	06/08/2015	06/08/2020	\$0.67

There were no stock option exercises by the directors and management in fiscal 2015.

Table No. 8  
 Aggregated Stock Options Exercises in Fiscal 2015  
 Fiscal Yearend Unexercised Stock Options  
 Fiscal Yearend Stock Option Values  
 Senior Management/Directors

Name	Number of Shares Acquired on Exercise	Aggregate Value Realized	Number of Unexercised Options at Fiscal Year-End Exercisable/Unexercisable	Value of Unexercised In-the-Money Options At Fiscal Year-End Exercisable/Unexercisable <sup>(2)</sup>
David M. Cole	Nil	Nil	200,000/0 @ \$2.80	\$0
			80,000/0 @ \$1.94	\$0
			150,000/0 @ \$1.20	\$0
			150,000/0 @ \$0.66	\$0
Michael D. Winn	Nil	Nil	50,000/0 @ \$2.80	\$0
			50,000/0 @ \$1.94	\$0
			75,000/0 @ \$1.20	\$0
			75,000/0 @ \$0.66	\$0
Christina Cepeliauskas	Nil	Nil	75,000/0 @ \$2.80	\$0
			50,000/0 @ \$1.94	\$0
			55,000/0 @ \$1.20	\$0
			55,000/0 @ \$0.66	\$0
Brian E. Bayley	Nil	Nil	50,000/0 @ \$2.80	\$0
			50,000/0 @ \$1.94	\$0
			50,000/0 @ \$1.20	\$0
			50,000/0 @ \$0.66	\$0
Brian K. Levet	Nil	Nil	50,000/0 @ \$1.94	\$0
			50,000/0 @ \$1.20	\$0
			50,000/0 @ \$0.66	\$0
Larry Okada	Nil	Nil	50,000/0 @ \$1.20	\$0
			50,000/0 @ \$0.66	\$0
Kim Casswell	Nil	Nil	5,000/0 @ \$0.66	\$0
			5,000/0 @ \$2.44	\$0
			5,000/0 @ \$1.20	\$0

- (1) Calculated using the closing market price of the common shares on the date(s) of exercise less the exercise price of the stock options multiplied by the number of shares acquired.
- (2) The closing price of the Company's common shares on the TSX-V on December 31, 2015 was \$0.57.

Director Compensation.

The fees payable to the independent directors of the Company are for their services as directors and as members of committees of the Board as follows:

Board or Committee Name	Annual Retainer (\$)	Meeting Stipend (\$)	Per diem fees (\$)
Board of Directors	24,000	Nil	Nil

Directors are entitled to reimbursement for reasonable travel and other out-of-pocket expenses incurred in connection with attendance at meetings of the Board of Directors.

Stock Options. The Company may grant stock options to Directors, Senior Management and employees. As at March 30, 2016, 5,130,500 stock options have been granted and there were no options exercised during Fiscal 2015. Refer to Item 6.E., "Share Ownership" and Table No. 8 for information about stock options outstanding.

### Change of Control Remuneration.

#### *Chief Executive Officer*

The Company is a party to an employment agreement with David M. Cole, President and CEO of the Company, effective October 1, 2010. Under the agreement, Mr. Cole receives US\$400,000 per year. The agreement may be terminated by the Company without reason by written notice and a lump sum payment equal to 12 months of salary and benefits. Mr. Cole may terminate the agreement for any reason upon two months' notice to the Company during which time he will continue to receive his usual remuneration and benefits.

If Mr. Cole's agreement is terminated or his duties and responsibilities are materially changed within 12 months following a change in control of the Company, he is entitled to receive a lump sum payment equal to 12 months of his salary and benefits and all unvested stock options and grants.

#### *Other Executive Officers*

The Company has not entered into another employment or consulting contracts with its other Executive Officers.

For the purposes of this section, the following terms have the following meanings:

**“Change of control”** means an event occurring after the effective date of this agreement pursuant to which:

- a) a merger, amalgamation, arrangement, consolidation, reorganization or transfer takes place in which securities of Eurasian possessing more than 50% of the total combined voting power of the Eurasian's outstanding voting securities, respectively, are acquired by a person or persons (other than one or more members of the Eurasian Group) different from the person holding those voting securities immediately prior to such event, and the composition of the Board of Directors of Eurasian or following such event is such that their directors prior to the transaction constitute less than 50% of the Board membership following the event;
- b) any person (other than a member of the Eurasian Group), or any combination of persons (none of which is a member of the Eurasian Group) acting jointly or in concert by virtue of an agreement, arrangement, commitment or understanding acquires, directly or indirectly, 50% or more of the voting rights attached to all outstanding voting securities or the right to appoint a majority of the directors of Eurasian; or
- c) Eurasian sells, transfers or otherwise disposes of all or substantially all of its assets, except that no Change of Control will be deemed to occur if such sale or disposition is made to a member of the Eurasian Group.

**“Termination of Employment”** means any voluntary, involuntary or coerced resignation, retirement or other termination of employment of any Covered Employee directly or indirectly resulting from a Change of Control and includes the occurrence of any of the following events after a Change of Control, if the Covered Employee does not consent thereto:

- (a) a material change in office held or employment;
- (b) a material change in the nature or scope of duties;
- (c) a requirement to change the place of employment by more than 45 miles;
- (d) a reduction in remuneration;
- (e) a withdrawal of benefits or privileges of employment; or
- (f) exclusion from any incentive compensation plans in which the Covered Employee was a participant.

Other Compensation. No Senior Management/Director received “other compensation” in excess of the lesser of US\$25,000 or 10% of such officer's cash compensation, and all Senior Management/Directors as a group did not receive other compensation which exceeded US\$25,000 times the number of persons in the group or 10% of the compensation.

Bonus/Profit Sharing/Non-Cash Compensation. Except for the stock option program and stock grant program discussed in Item 6.E., the Company had no material bonus or profit sharing plans pursuant to which cash or non-cash compensation is or may be paid to the Company's Directors or Senior Management.

Pension/Retirement Benefits. For the officers and employees in the United States, the Company pays 4% of the annual salary each year to the officer or employees' 401(k) retirement plan effective January 1, 2012.

#### 6.C. Board Practices

##### 6.C.1. Terms of Office.

Refer to Item 6.A.1.

##### 6.C.2. Directors' Service Contracts.

--- No Disclosure Necessary ---

##### 6.C.3. Board of Director Committees.

The Company has an Audit Committee, which recommends to the Board of Directors the engagement of the independent auditors of the Company and reviews with the independent auditors the scope and results of the Company's audits, the Company's internal accounting controls, and the professional services furnished by the independent auditors to the Company. The current members of the Audit Committee are: Brian Bayley Brian Levet and Larry Okada (Chairman). The Audit Committee met four times during Fiscal 2015.

*Compensation Committee:* The Compensation Committee is responsible for the review of all compensation paid (including stock options granted under the Option Plan and Common Shares issued under the Stock Grant Program) by the Company to the Board, officers and employees of the Company and any subsidiaries, to report to the Board on the results of those reviews and to make recommendations to the Board for adjustments to such compensation. The current members of the Compensation Committee are: Brian Bayley (Chairman), Brian Levet and Larry Okada.

*Corporate Governance Committee:* The Corporate Governance Committee is responsible for advising the Board of the appropriate corporate governance procedures that should be followed by the Company and the Board and monitoring whether they comply with such procedures. The current members of the Corporate Governance Committee are: Michael Winn (Chairman), Brian Bayley and Larry Okada.

The Corporate Governance Committee evaluates the effectiveness of the Board and its committees. To facilitate this evaluation, each committee will conduct an annual assessment of its performance, consisting of a review of its Charter, the performance of the committee as a whole and will submit a Committee Annual Report to the Corporate Governance Committee, including recommendations. In addition, the Board will conduct an annual review of its performance.

#### 6.D. Employees/ Consultants

As of December 31, 2015, Eurasian had 38 employees and consultants working at various locations throughout the world.

As of March 30, 2016, the Chief Financial Officer, Corporate Secretary, Controller, Payroll & Benefits Administrator and Accounts Payable are all based in Vancouver, Canada. The President & CEO, Chief Legal Officer, Chief Geologist, General Manager of Exploration, Investor Relations Director, Manager of Project Marketing, two geologists and a senior administrative assistant are all based in the Company's office in Littleton, Colorado through the Company's wholly-owned subsidiary, EMX USA. There are nine employees located in Arizona including seven geologists and one office manager. The Company has one consultant in Haiti and one consultant in Australia. The Company has 8 employees in Turkey including one senior geologist and seven local workers.

See Item 6 – Directors, Senior Management & Employees for a description of their job responsibilities.

#### 6.E. Share Ownership

Table No. 9 lists, as of March 30, 2016, Directors and Senior Management who beneficially own the Company's voting securities, consisting solely of Common Shares, and the amount of the Company's voting securities owned by the Directors and Senior Management as a group.

Table No. 9  
Shareholdings of Directors and Senior Management  
Shareholdings of 5% Shareholders

Title of Class	Name of Beneficial Owner	Amount and Nature of Beneficial Ownership	Percent of Class
Common	David M. Cole (1)	2,114,051	2.87%
Common	Michael D. Winn (2)	1,068,908	1.45%
Common	Christina Cepeliauskas (3)	379,000	0.52%
Common	Brian E. Bayley (4)	336,375	0.46%
Options	Brian K. Levet (5)	150,000	0.20%
Options	Larry Okada (6)	100,000	0.14%
Options	Kim Casswell (7)	15,000	0.02%

- (1) Of these shares, 580,000 are represented by currently exercisable share purchase options.  
(2) Of these shares, 250,000 are represented by currently exercisable share purchase options.  
(3) Of these shares, 235,000 are represented by currently exercisable share purchase options.  
(4) Of these shares, 200,000 are represented by currently exercisable share purchase options.  
(5) Of these shares, 150,000 are represented by currently exercisable share purchase options.  
(6) Of these shares, 100,000 are represented by currently exercisable share purchase options.  
(7) Of these shares, 15,000 are represented by currently exercisable share purchase options.

Based on 73,784,710 shares outstanding as of March 30, 2016.

Stock Options. The Board established the Option Plan to attract and motivate the directors, officers and employees of the Company (and any of its subsidiaries), employees of any management company and consultants to the Company (collectively the “Optionees”) and thereby advance the Company’s interests by providing them an opportunity to acquire an equity interest in the Company through the exercise of stock options granted to them under the Option Plan.

Pursuant to the Option Plan, the Board, based on the recommendation of the Compensation Committee, may grant options to Optionees in consideration of them providing their services to the Company or a subsidiary. The number of Common Shares subject to each option is determined by the Board within the guidelines established by the Option Plan. The options enable the Optionees to purchase Common Shares at a price fixed pursuant to such guidelines. The options are exercisable by the Optionee giving the Company notice and payment of the exercise price for the number of Common Shares to be acquired.

The Option Plan authorizes the Board to grant stock options to the Optionees on the following terms:

1. The number of Common Shares subject to issuance pursuant to outstanding options, in the aggregate, cannot exceed 10% of the outstanding Common Shares.
2. The number of Common Shares subject to issuance upon the exercise of options granted under the Option Plan by one Optionee or all Optionees providing investor relations services is subject to the following limitations
  - (a) no Optionee can be granted options during a 12 month period to purchase more than
    - (i) 5% of the issued Common Shares unless disinterested Shareholder approval has been obtained (such approval has not been sought), or
    - (ii) 2% of the issued Common Shares, if the Optionee is a consultant, and
  - (b) the aggregate number of Common Shares subject to options held by all Optionees providing investor relations services cannot exceed 2% in the aggregate.
3. Unless the Option Plan has been approved by disinterested Shareholders (such approval has not been obtained), options granted under the Option Plan, together with all of the Company’s previously established and outstanding stock options, stock option plans, employee stock purchase plans or any other compensation or incentive mechanisms involving the issuance or potential issuance of Common Shares, shall not result, at any time, in

- (a) the number of Common Shares reserved for issuance pursuant to stock options granted to insiders exceeding 10% of the outstanding Common Shares at the time of granting,
  - (b) the grant to insiders, within a one year period, of options to purchase that number of Common Shares exceeding 10% of the outstanding Common Shares, or
  - (c) the issuance to any one insider and such insider's associates, within a one year period, of Common Shares totaling in excess of 5% of the outstanding Common Shares.
4. The exercise price of the options cannot be set at less than the greater of \$0.10 per Common Share and the closing trading price of the Common Shares on the day before the granting of the stock options. If the Optionee is subject to the tax laws of the United States of America and owns (determined in accordance with such laws) greater than 10% of the Common Shares, the exercise price shall be at least 110% of the price established as aforesaid.
5. The options may be exercisable for up to 10 years.
6. There are not any vesting requirements unless the Optionee is a consultant providing investor relations services to the Company, in which case the options must vest over at least 12 months with no more than one-quarter vesting in any three month period. However, the Board may impose additional vesting requirements and, subject to obtaining any required approval from the Exchange, may authorize all unvested options to vest immediately. If there is a potential "change of control" of the Company due to a take-over bid being made for the Company or a similar event, all unvested options, subject to obtaining any required approval from the Exchange, shall vest immediately.
7. The options can only be exercised by the Optionee (to the extent they have already vested) for so long as the Optionee is a director, officer or employee of, or consultant to, the Company or any subsidiary or is an employee of the Company's management Company and within a period thereafter not exceeding the earlier of:
- (a) the original expiry date;
  - (b) 90 days after ceasing to be a director, officer or employee of, or consultant at the request of the Board or for the benefit of another director or officer to, the Company unless the Optionee is subject to the tax laws of the United States of America, in which case the option will terminate on the earlier of the 90<sup>th</sup> day and the third month after the Optionee ceased to be an officer or employee; and
  - (c) if the Optionee dies, within one year from the Optionee's death.

If the Optionee is terminated "for cause", involuntarily removed or resigns (other than at the request of the Board or for the benefit of another director or officer) from any such positions, the option will terminate concurrently.

8. The options are not assignable except to a wholly-owned holding company. If the option qualifies as an "incentive stock option" under the United States Internal Revenue Code, the option is not assignable to a holding company.
9. No financial assistance is available to Optionees under the Option Plan.
10. Any amendments to outstanding stock options are subject to the approval of the TSX-V and NYSE MKT and, if required by either exchange or the Option Plan, of the Shareholders of the Company, possibly with only "disinterested Shareholders" being entitled to vote. Disinterested Shareholder approval must be obtained for the reduction of the exercise price of options (including the cancellation and re-issuance of options within a one year period so as to effectively reduce the exercise price) of options held by insiders of the Company. The amendment to an outstanding stock option will also require the consent of the Optionee.
11. Any amendments to the Option Plan are subject to the approval of the TSX-V and NYSE MKT and, if required by either exchange or the Option Plan, of the Shareholders of the Company, possibly with only "disinterested Shareholders" being entitled to vote.

No options have been granted under the Option Plan which are subject to Shareholder approval.

The Option Plan does not permit stock options to be transformed into stock appreciation rights.

Table No. 10  
Stock Options Outstanding

Name	Number of Shares of Common Stock	Exercise Price	Grant Date	Expiration Date
<b><u>Officers/Directors:</u></b>				
David M. Cole	150,000	\$0.66	06/08/2015	06/08/2020
	150,000	\$1.20	04/25/2014	04/25/2019
	80,000	\$1.94	08/22/2012	08/22/2017
	200,000	\$2.80	07/19/2011	07/19/2016
Michael D. Winn	75,000	\$0.66	06/08/2015	06/08/2020
	75,000	\$1.20	04/25/2014	04/25/2019
	50,000	\$1.94	08/22/2012	08/22/2017
	50,000	\$2.80	07/19/2011	07/19/2016
Christina Cepeliauskas	55,000	\$0.66	06/08/2015	06/08/2020
	55,000	\$1.20	04/25/2014	04/25/2019
	50,000	\$1.94	08/22/2012	08/22/2017
	75,000	\$2.80	07/19/2011	07/19/2016
Brian E. Bayley	50,000	\$0.66	06/08/2015	06/08/2020
	50,000	\$1.20	04/25/2014	04/25/2019
	50,000	\$1.94	08/22/2012	08/22/2017
	50,000	\$2.80	07/19/2011	07/19/2016
Brian K. Levet	50,000	\$0.66	06/08/2015	06/08/2020
	50,000	\$1.20	04/25/2014	04/25/2019
	50,000	\$1.94	08/22/2012	08/22/2017
Larry Okada	50,000	\$0.66	06/08/2015	06/08/2020
	50,000	\$1.20	04/25/2014	04/25/2019
Kim Casswell	5,000	\$0.66	06/08/2015	06/08/2020
	5,000	\$1.20	04/25/2014	04/25/2019
	5,000	\$2.44	10/16/2012	10/16/2017
Consultants/Employees	877,500	\$0.66	06/08/2015	06/08/2020
	60,000	\$0.87	12/22/2014	12/22/2019
	17,500	\$0.88	06/26/2014	06/26/2019
	979,000	\$1.20	04/25/2014	04/25/2019
	62,000	\$2.44	10/16/2012	10/16/2017
	621,500	\$1.94	08/22/2012	08/22/2017
	50,000	\$1.96	07/05/2012	07/05/2017
	20,000	\$2.10	12/11/2011	12/11/2016
	40,000	\$2.70	09/09/2011	09/09/2016
	50,000	\$2.66	08/29/2011	08/29/2016
	10,000	\$2.70	08/03/2011	08/03/2016
	813,000	\$2.80	07/19/2011	07/19/2016
Total for all Officers and Directors			1,530,000	
Total for all Employees and Consultants			3,600,500	
Total for all Officers, Directors, Employees and Consultants			5,130,500	



## Stock Grant Program.

The Board created the Incentive Stock Grant Program for the benefit of the officers and directors of the Company in 2010, and expanded the Program in 2011. The grants have a two-year vesting period.

The purpose of the Stock Grant Program is as follows. Firstly, to reward and provide an incentive to such persons for the ongoing efforts towards the continuing successes and goals of the Company as many of its successes directly result from their very significant efforts. Secondly, to provide such persons with a long-term incentive to remain with the Company. Finally, from time to time, the Company may provide additional compensation in the form of stock grants as part of annual salaries.

The Stock Grant Program provides that, following the approval of the independent members of the Compensation Committee, up to 300,000 Common Shares may be awarded in each year. The Common Shares awarded will vest and be issued in three separate tranches over a two year period – on the date of grant, and on the first and second anniversaries of the initial grant. None of the 300,000 Common Shares not awarded in one year can be rolled over or awarded in subsequent years. If the recipient ceases to be a director or officer of the Company before the relevant anniversary, he or she will not be entitled to receive any further Common Shares under the Stock Grant Program, including Common Shares previously awarded for issuance on such anniversary (with the exception of historical stock grants to Mr. Michael Winn, who shall receive the Common Shares even if he ceases to be director).

The actual number of Common Shares awarded in each year is that number recommended and approved by the independent members of the Compensation Committee or independent directors of the Company.

In addition to the Stock Grant Program, the Compensation Committee can recommend the Board approve the issuance of up to 700,000 Common Shares to certain officers and directors of the Company as performance based discretionary bonuses. The purposes of the bonuses are to reward these individuals for their extraordinary efforts and to provide them with a long term incentive to remain with the Company. Any such share grants are subject to the approval of by the TSX-V and NYSE MKT and, if required by either exchange, the independent Shareholders of the Company.

## **ITEM 7. MAJOR SHAREHOLDERS AND RELATED PARTY TRANSACTIONS**

### 7.A. Major Shareholders.

#### 7.A.1.a. Holdings By Major Shareholders.

The Company is aware of one person who beneficially own 5% or more of the Registrant's voting securities. The table below lists as of March 24, 2016, persons and/or companies holding 5% or more beneficial interest in the Common Shares.

#### 5% or Greater Shareholders

Title of Class	Name of Owner	Amount and Nature of Beneficial Ownership	Percent of Class
Common	Paul H. Stephens	13,329,991	18.06%

Based on shares outstanding as of March 30, 2016.

#### 7.A.1.b. Significant Changes in Major Shareholders' Holdings.

---No Disclosure Required---

#### 7.A.1.c. Different Voting Rights.

The Company's major shareholders do not have different voting rights.

### 7.A.2. Canadian Share Ownership.

On March 30, 2016, the Company's shareholders' list showed 73,784,710 common shares outstanding and 320 registered shareholders. The Company has researched the indirect holdings by depository institutions and other financial institutions estimates that there are 21 "holders of record" resident in Canada representing 35,089,257 Common Shares, 264 "holders of

record" resident in the USA representing 38,008,065 Common Shares, and 35 "holders of record" resident internationally representing 437,388 Common Shares.

The Company is a foreign private issuer for its current fiscal year. As of the last business day of the Company's second fiscal quarter, the majority of the Company's executive officers and directors are not US citizens or residents, the majority of the Company's assets are not in the United States, and the Company is administered principally in Canada. The Company's major shareholders in common shares have the same voting rights as other holders of common shares. The Company is not directly or indirectly owned or controlled by another corporation, a foreign government or any other natural or legal persons severally or jointly. There are no arrangements known to the Company which may result in a change of control of the Company.

### 7.A.3. Control of the Company

The Company is a publicly owned Canadian Company, the shares of which are owned by U.S. residents, Canadian residents and other foreign residents. The Company is not controlled by any foreign government or other person(s) except as described in Item 4.A., "History and Growth of the Company", and Item 6.E., "Share Ownership".

### 7.A.4. Change of Control of Company Arrangements.

--- No Disclosure Necessary ---

### 7.B. Related Party Transactions

The aggregate value of transactions and outstanding balances relating to key management personnel and directors were as follows:

#### **For the year ended December 31, 2015**

<b>For the year ended December 31, 2015</b>	<b>Salary or Fees</b>		<b>Share-based</b>		<b>Total</b>
			<b>Payments</b>		
Management	\$	1,067,210	\$	108,637	\$ 1,175,847
Outside directors *		158,257		79,898	238,155
Seabord Services Corp.		413,700		-	413,700
<b>Total</b>	<b>\$</b>	<b>1,639,167</b>	<b>\$</b>	<b>188,535</b>	<b>\$ 1,827,702</b>

<b>For the year ended December 31, 2014</b>	<b>Salary or Fees</b>		<b>Share-based</b>		<b>Total</b>
			<b>Payments</b>		
Management	\$	882,536	\$	303,491	\$ 1,186,027
Outside directors *		168,496		183,513	352,009
Seabord Services Corp.		418,800		-	418,800
<b>Total</b>	<b>\$</b>	<b>1,469,832</b>	<b>\$</b>	<b>487,004</b>	<b>\$ 1,956,836</b>

<b>For the year ended December 31, 2013</b>	<b>Salary or Fees</b>		<b>Share-based</b>		<b>Total</b>
			<b>Payments</b>		
Management	\$	881,120	\$	374,120	\$ 1,255,240
Outside directors *		175,798		35,223	211,021
Seabord Services Corp.		447,900		-	447,900
<b>Total</b>	<b>\$</b>	<b>1,504,818</b>	<b>\$</b>	<b>409,343</b>	<b>\$ 1,914,161</b>

\* Directors fees include \$60,000 per annum paid to the Company's non-Executive Chairman, who does not receive the fees paid to the other independent director's.

\*\* Seabord Services Corp. ("Seabord") is a management services company controlled by the Chairman of the Board of Directors of the Company. Seabord provides a Chief Financial Officer, a Corporate Secretary, accounting and administration staff, and office space to the Company. The Chief Financial Officer and Corporate Secretary are employees of Seabord and are not paid directly by the Company.

## Shareholder Loans

---No Disclosure Required---

## Amounts Owing to Senior Management/Directors

Included in accounts payable and accrued liabilities is \$1,853 (2014 - \$8,064; 2013 - \$2,599) owed to key management personnel and \$20,694 (2014 - \$29,612; 2013 - \$36,584) to other related parties for fees and services.

Other than as disclosed above, there have been no transactions since 12/31/2015, or proposed transactions, which have materially affected or will materially affect the Company in which any director, executive officer, or beneficial holder of more than 5% of the outstanding common shares, or any of their respective relatives, spouses, associates or affiliates has had or will have any direct or material indirect interest. Management believes the transactions referenced above were on terms at least as favorable to the Company as the Company could have obtained from unaffiliated parties.

## Other Related Party Transactions

Other than as disclosed above, there have been no transactions or loans between the Company and (a) enterprises that directly or indirectly through one or more intermediaries, control or are controlled by, or are under common control with, the company; (b) associates; (c) individuals owning, directly or indirectly, an interest in the voting power of the Company giving them significant influence over the Company, and close members of any such individual's family; (d) key management personnel and close members of such individuals' families; and (e) enterprises substantially owned or controlled, directly or indirectly, by any person described in (c) or (d) or over which such a person is able to exercise significant influence.

## 7.C. Interests of Experts and Counsel

--- No Disclosure Necessary ---

## **ITEM 8. FINANCIAL INFORMATION**

### 8.A. Consolidated Statements and Other Financial Information

The Company's financial statements are stated in Canadian Dollars and are prepared in accordance with International Financial Reporting Standards as issued by the International Accounting Standards Board. The financial statements as required under Item 17 are attached hereto and found immediately following the text of this Annual Report. The audit reports of Davidson and Company, LLP, Independent Registered Public Accountants, are included herein immediately preceding the financial statements.

#### Audited Financial Statements:

Fiscal Year 2015, 2014 and 2013 Ended December 31.

#### 8.A.7. Legal/Arbitration Proceedings

The Directors and the management of the Company do not know of any material active or pending, legal proceedings; nor is the Company involved as a plaintiff in any material proceeding or pending litigation.

#### 8.B. Significant Changes

There have been no significant changes to the Company's financial condition since the end of the fiscal year.

## **ITEM 9. THE OFFER AND LISTING**

### 9.A. Common Share Trading Information

The Common Shares began trading on the TSX-V on November 23, 2003 and the Common Shares began trading on the NYSE MKT on January 30, 2012.

Table No. 13 lists the high and low sales prices on the TSX-V for: the last six months; for the two most recent full financial years and subsequent period, each full financial quarter; and the last five fiscal years.

Table No. 13  
TSX Venture Exchange Common Shares Trading Activity  
- Sales -

Period		NYSE MKT		TSX-V	
		High (in US\$)	Low (in US\$)	High (in Cdn\$)	Low (in Cdn\$)
<i><u>Prior fiscal years</u></i>					
Year ended	December 31, 2015	\$ 0.81	\$ 0.35	\$ 0.97	\$ 0.48
Year ended	December 31, 2014	\$ 1.23	\$ 0.63	\$ 1.93	\$ 0.90
Year ended	December 31, 2013	\$ 2.20	\$ 0.78	\$ 2.15	\$ 0.86
Year ended	December 31, 2012	\$ 2.88	\$ 1.61	\$ 2.75	\$ 1.66
Year ended	December 31, 2011	N/A	N/A	\$ 3.88	\$ 1.66
<i><u>Prior Quarters</u></i>					
Period ended	March 24, 2015	\$ 0.60	\$ 0.35	\$ 0.79	\$ 0.50
Quarter ended	Q4 - December 31, 2015	\$ 0.57	\$ 0.35	\$ 0.75	\$ 0.48
Quarter ended	Q3 - September 30, 2015	\$ 0.56	\$ 0.40	\$ 0.72	\$ 0.53
Quarter ended	Q2 - June 30, 2015	\$ 0.75	\$ 0.42	\$ 0.92	\$ 0.55
Quarter ended	Q1 - March 31, 2015	\$ 0.81	\$ 0.67	\$ 0.97	\$ 0.83
Quarter ended	Q4 - December 31, 2014	\$ 0.89	\$ 0.64	\$ 0.98	\$ 0.70
<i><u>Last 6 months</u></i>					
Month ended	February 28, 2016	\$ 0.51	\$ 0.39	\$ 0.68	\$ 0.55
Month ended	January 31, 2016	\$ 0.46	\$ 0.35	\$ 0.67	\$ 0.50
Month ended	December 31, 2015	\$ 0.50	\$ 0.35	\$ 0.66	\$ 0.48
Month ended	November 30, 2015	\$ 0.57	\$ 0.43	\$ 0.75	\$ 0.56
Month ended	October 31, 2015	\$ 0.57	\$ 0.41	\$ 0.75	\$ 0.55
Month ended	September 30, 2015	\$ 0.53	\$ 0.43	\$ 0.67	\$ 0.58

The closing price of the Common Shares as reported by the TSX-V on March 24, 2016 was CDN\$0.75. The closing price of the Common Shares as reported by the NYSE MKT on March 24, 2016 was US\$0.51.

### 9.C. Stock Exchanges Identified

Refer to Item 9.A.

## ITEM 10. ADDITIONAL INFORMATION

### 10.A. Share Capital

--- No Disclosure Necessary ---

### 10.B. Memorandum and Articles of Association

#### *New British Columbia Corporations Act*

#### **Background**

Effective March 29, 2004, the Business Corporations Act (British Columbia) (the “New Act”) replaced the previous Company Act (British Columbia) (the “Old Act”). As a consequence, all British Columbia companies are now governed by the New Act. The New Act is intended to modernize and streamline company law in British Columbia.

## ***Objects and Purposes***

The Articles of Eurasian place no restrictions upon the type of business that the Company may engage in.

## ***Disclosure of Interest of Directors, Part 17 of the Articles***

17.1 A director or senior officer who holds a disclosable interest (as that term is used in the *Business Corporations Act*) in a contract or transaction into which the Company has entered or proposes to enter is liable to account to the Company for any profit that accrues to the director or senior officer under or as a result of the contract or transaction only if and the extent provided in the *Business Corporations Act*.

17.2 A director who holds a disclosable interest in a contract into which the Company has entered or proposes to enter is not entitled to vote on any directors' resolution to approve that contract or transaction, unless all the directors have a disclosable interest in that contract or transaction, in which case any or all of those directors may vote on such resolution.

17.3 A director who holds a disclosable interest in a contract or transaction into which the Company has entered or proposes to enter and who is present at the meeting of directors at which the contract or transaction is considered for approval may be counted in the quorum at the meeting whether or not the director votes on any or all of the resolutions considered at the meeting.

17.4 A director or senior officer who holds any office or possesses any property, right or interest that could result, directly or indirectly, in the creation of a duty or interest that materially conflicts with that individual's duty or interest as a director or senior officer, must disclose the nature and extent of the conflict as required by the *Business Corporations Act*.

17.5 A director may hold any office or place of profit with the Company, other than the office of auditor of the Company, in addition to their office of director for a period and on the terms (as to remuneration or otherwise) that the directors may determine.

17.6 No director or intended director is disqualified by their office from contracting with the Company either with regard to the holding or any office or place of profit the director holds with the Company or as vendor, purchaser or otherwise, and no contract or transaction entered into by or on behalf of the Company in which a director is in any way interested is liable to be voided for that reason.

17.7 A director or officer, or any person in which a director or officer has an interest, may act in a professional capacity for the Company, except as auditor of the Company, and the director or officer or such person is entitled to remuneration for professional services as if that director or officer were not a director or officer.

17.8 A director or officer may be or become a director, officer or employee of, or otherwise interested in, any person in which the Company may be interested as a shareholder or otherwise, and the director or officer is not accountable to the Company for any remuneration or other benefits received by them as director, officer or employee of, or from their interest in, such other person.

## ***Powers and Duties of Directors Part 16 of the Articles***

16.1 The directors must, subject to the Articles, manage or supervise the management of the business and affairs of the Company and have the authority to exercise all such powers of the Company as are not, by the *Business Corporations Act* or by the Articles, required to be exercised by the shareholders of the Company.

16.2 The directors may from time to time, by power of attorney or other instrument, under seal if so required by law, appoint any person to be the attorney of the Company for such purposes, and with such powers, authorities and discretions (not exceeding those vested in or exercisable by the directors under these Articles and excepting the power to fill vacancies in the board of directors, to remove a director, to change the membership of, or fill vacancies in, any committee of the directors, to appoint or remove officers appointed by the directors and to declare dividends) and for such period, and with such remuneration and subject to such conditions as the directors may think fit. Any such power of attorney may contain such provisions for the protection or convenience of persons dealing with such attorney as the directors think fit. Any such attorney may be authorized by the director to sub-delegate all or any of the powers, authorities and discretions for the time being vested in them.

***Borrowing Powers of Directors,  
Part 8 of the Articles***

8.1. The directors, if authorized by the directors, may:

- (1) borrow money in such manner and amount, on the security, from the sources and upon the terms and conditions as they consider appropriate;
- (2) issue bonds, debentures, and other debt obligations either outright or as security for any liability or obligation of the Company or any other person and at such discounts or premiums and on such other terms as they consider appropriate;
- (3) guarantee the repayment of money by any other persons or the performance of any obligation of any other person; and
- (4) mortgage, charge, whether by way of specific or floating charge, grant a security interest in, or give other security on, the whole or any part of the present and future assets and undertaking of the Company.

***Remuneration of Directors  
Part 13 of the Articles***

13.5 The directors are entitled to the remuneration for acting as directors, if any, as the directors may from time to time determine. If they so decide, the remuneration, if any, of the directors will be determined by the shareholders. That remuneration may be in addition to any salary or other remuneration paid to any officer or employee of the Company as such, who is also a director.

13.6 The Company must reimburse each director for the reasonable expenses they may incur in and about the business of the Company.

13.7 If any director performs any professional or other services for the Company that in the opinion of the directors are outside the ordinary duties of a director, or if any director is otherwise specially occupied in or about the Company's business, they may be paid remuneration fixed by the directors, or, at the option of that director, fixed by ordinary resolution, and such remuneration may be either in addition to, or in substitution for, any other remuneration that they may be entitled to receive.

13.8 Unless otherwise determined by ordinary resolution, the directors on behalf of the Company may pay a gratuity or pension or allowance on retirement to any director who has held any salaried office or place of profit with the Company or to their spouse or dependants and may make contributions to any fund and pay premiums for the purchase or provision of any such gratuity, pension or allowance.

***Required Ownership of Capital by Directors  
Part 13 of the Articles***

13.4. A director is not required to hold a share in the capital of the Company as qualification for their office but must be qualified as required by the *Business Corporations Act* to become, act or continue to act as a director.

***Dividend Rights  
Part 22 of the Articles***

22.2 The directors may from time to time declare and authorize payment of such dividends as they may deem advisable.

***Special Rights and Restrictions  
Part 9 and 10 of the Articles***

9.2 The Company may by ordinary resolution:

- (1) create special rights or restrictions for, and attach those special rights or restrictions to, the shares of any class or series of shares, unless any of those shares have been issued in which case the Company may do so only by special resolution; or

(2) vary or delete any special rights or restrictions attached to the shares of any class or series of shares, unless any of those shares have been issued in which case the Company may do so only by ordinary resolution.

Rules pertaining to annual general and special general meetings of shareholders are described in Sections Ten of the Company's Articles. These rules are summarized as follows:

10.1 The Company must, unless an annual general meeting is deferred or waived in accordance with the *Business Corporations Act*, hold its first annual general meeting following incorporation, amalgamation or continuation within 18 months after the date on which it was incorporated or otherwise created and recognized, and after that must hold an annual general meeting at least once in each calendar year and not more than 15 months after the last annual reference date at such time and place as may be determined by the directors; and

10.2 If all the shareholders entitled to vote at an annual general meeting consent by unanimous resolution under the *Business Corporations Act* to all of the business required to be transacted at that annual general meeting, the meeting is deemed to have been held on the date of the unanimous resolution. The shareholders must, in any unanimous resolution passed under this Article 10.2, select the Company's annual reference date a date that would be appropriate for the holding of the applicable annual general meeting.

10.3 The directors may, whenever they think fit, call a meeting of shareholders to be held in British Columbia, Calgary, Alberta or Toronto, Ontario or at such other location as may be approved by the Registrar of Companies at such time and place as may be determined by the directors.

10.4 The Company must send notice of the date, time and location of any meeting of shareholders, in the manner provided by these Articles, or in such other manner, if any, as may be prescribed by ordinary resolution (whether previous notice of the resolution has been give or not), to each shareholder entitled to attend the meeting, to each director and to the auditor of the Company, unless these Articles otherwise provide, at least the following number of days before the meeting:

- (1) if and for so long the Company is a public company, 21 days;
- (2) otherwise, 10 days.

10.5 The directors may set a date as the record date for the purpose of determining shareholders entitled to notice of any meeting of shareholders. The record date must not precede the date on which the meeting is to be held by more than two months or, in the case of a general meeting requisitioned by shareholders under the *Business Corporations Act*, by more than four months. The record date must not precede the date on which the meeting is held by fewer than:

- (1) if and for so long as the Company is a public company, 21 days;
- (2) otherwise, 10 days.

If no record date is set, it is 5:00 p.m. on the business day immediately preceding the first date on which the notice is sent or, if no notice is sent, the beginning of the meeting.

10.6 The directors may set a date as the record date for the purpose of determining shareholders entitled to vote at any meeting of shareholders. The record date must not precede the date on which the meeting is to be held by more than two months or, in the case of a general meeting requisitioned by shareholders under the *Business Corporations Act*, by more than four months. If no record date is set, the record date is 5:00 p.m. on the day immediately preceding the first date on which the notice is sent or, if no notice is sent, the beginning of the meeting.

10.7 The accidental omission to send notice of any meetings to, or the non-receipt of any notice by, any of the persons entitled to notice does not invalidate any proceedings at that meeting. Any person entitled to notice of such meeting of shareholders may, in writing or otherwise, waive or reduce the period of notice of such meeting.

10.8 If a meeting of shareholders is to consider special business within the meaning of Article 11.1, the notice of meeting must:

- (1) state the general nature of the special business; and

(2) if the special business includes considering, approving, ratifying, adopting or authorizing any document or the signing of or giving of effect to any document, have attached to it a copy of the document or state that a copy of the document will be available for inspection by shareholders:

- (a) at the Company's records office, or at such other reasonably accessible location in British Columbia as is specified in such notice; and
- (b) during statutory business hours on any one or more specified days before the day set for the holding of the meeting.

***Proceedings at Meetings of Shareholders***  
***Part 11 of the Articles***

11.1 At a meeting of shareholders, the following business is special business:

- (1) at a meeting of shareholders that is not an annual general meeting, all business is special business except business relating to the conduct of or voting at the meeting;
- (2) at an annual general meeting, all business is special business except for the following:
  - (a) business relating to the conduct or voting at the meeting;
  - (b) consideration of any financial statements of the Company presented to the meeting;
  - (c) consideration of any reports of the directors or auditor;
  - (d) the setting or changing of the number of directors;
  - (e) the election or appointment of directors;
  - (f) the appointment of an auditor;
  - (g) the setting of the remuneration of the auditor;
  - (h) business arising out of a report of the directors not requiring the passing of a special resolution or an exceptional resolution; and
  - (i) any other business under which, under these Articles or the *Business Corporations Act*, may be transacted at a meeting of shareholders without prior notice of the business being given to the shareholders.

11.2 The majority of votes required for the Company to pass a special resolution at a meeting of shareholders are two-thirds of the votes cast on the resolution.

11.3 Subject to the special rights and restrictions attached to the shares of any class or series of shares, the quorum for the transaction of business at a meeting of shareholders is two shareholders present in person or represented by proxy.

11.4 If there is only one shareholder entitled to vote at a meeting of shareholders:

- (1) the quorum of one person who is, or who represents by proxy, that shareholder; and
- (2) that shareholder, present in person or by proxy, may constitute the meeting.

11.5 The directors, the president (if any), the secretary (if any), the assistant secretary (if any), any lawyer for the Company, auditor of the Company and any other persons invited by the directors are entitled to attend any meeting of shareholders, but if any of those persons does attend a meeting of shareholders, that person is not to be counted in the quorum and is not entitled to vote at the meeting unless that person is a shareholder or proxy holder entitled to vote at the meeting.

11.6 No business, other than the election of a chair of the meeting and the adjournment of the meeting, may be transacted at any meeting of shareholders unless a quorum of shareholders entitled to vote is present at the commencement of the meeting, but such quorum need not be present throughout the meeting.

11.7 If, within one-half hour from the time set for the holding of a meeting of shareholders, a quorum is not present:

- (1) in the case of a general meeting requisitioned by shareholders, the meeting is dissolved, and
- (2) in the case of any other meeting of shareholders, the meeting stands adjourned to the same day in the next week at the same time and place.



- 11.8 If, at the meeting to which the meeting referred to in Article 11.7(2) was adjourned, a quorum is not present within one-half hour from the time set for the holding of the meeting, the person or persons present and being, or representing by proxy, one or more shareholders entitled to attend and vote at the meeting constitute a quorum.
- 11.9 The following individuals are entitled to preside as chair at a meeting of shareholders:
- (1) the chair of the board, if any; or
  - (2) if the chair of the board is absent or unwilling to act as chair of the meeting, the first of the following individuals to agree to act as chair: the president, if any.
- 11.10 If, at any meeting of shareholders, the chair of the board or president are not present within 15 minutes after the time set for holding the meeting, or if the chair of the board and the president are unwilling to act as chair of the meeting, or if the chair of the board and the president have advised the secretary, if any, or any director present at the meeting, that they will not be present at the meeting, one of the chief executive officer, the chief financial officer, a vice-president, the secretary or the Company's legal counsel may act as chair of the meeting and, failing them, the directors present must choose one of their number to be chair of the meeting or if all of the directors present decline to take the chair or fail to so choose or if no director is present, the shareholders entitled to vote at the meeting who are present in person or by proxy may choose any person at the meeting to chair the meeting.
- 11.11 The chair of a meeting of shareholders may, and if so directed by the meeting must, adjourn the meeting from time to time and from place to place, but no business may be transacted at any adjourned meeting other than the business left unfinished at the meeting from which the adjournment took place.
- 11.12 It is not necessary to give any notice of an adjourned meeting or of the business to be transacted at any adjourned meeting of shareholders except that, when a meeting is adjourned for 30 days or more, notice of the adjourned meeting must be given as in the case of the original meeting.
- 11.13 Every motion put to a vote at a meeting of shareholders will be decided on a show of hands unless a poll, before or on the declaration of the result of the vote by show of hands, is directed by the chair or demanded by at least one shareholder entitled to vote who is present in person or by proxy.
- 11.14 The chair of a meeting of shareholders must declare to the meeting the decision on every question in accordance with the result of the show of hands or the poll, as the case may be, and that decision must be entered into the minutes of the meeting. A declaration of the chair that a resolution is carried by the necessary majority or is defeated is, unless a poll is directed by the chair or demanded under Article 11.13, conclusive evidence without proof of the number or proportion of the votes recorded in favor of or against the resolution.
- 11.15 No motion proposed at a meeting of shareholders need be seconded unless the chair of the meeting rules otherwise, and the chair of any meeting of shareholders is entitled to propose or second a motion.
- 11.16 In case of an equality of votes, the chair of a meeting of shareholders does not, either on a show of hands or on a poll, have a second or casting vote in addition to the vote or votes to which the chair may be entitled as a shareholder.
- 11.17 Subject to Article 11.18, if a poll is duly demanded at a meeting of shareholders:
- (1) the poll must be taken:
    - (a) at the meeting, or within seven days after the date of the meeting, as the chair of the meeting directs; and
    - (b) in the manner, at the time and at the place that the chair of the meeting directs;
  - (2) the result of the poll is deemed to be the decision of the meeting at which the poll is demanded; and
  - (3) the demand for the poll may be withdrawn by the person who demanded it.
- 11.18 A poll demanded at a meeting of shareholders on a question of adjournment must be taken immediately at the meeting.
- 11.19 In the case of any dispute as to the admission or rejection of a vote given on a poll, the chair of the meeting must determine the dispute, and their determination made in good faith is final and conclusive.

11.20 On a poll, a shareholder entitled to more than one vote need not cast all the votes in the same way.

11.21 No poll may be demanded in respect of the vote by which a chair of a meeting of shareholders is elected.

11.22 The demand for a poll at a meeting of shareholders does not, unless the chair of the meeting so rules, prevent the continuation of a meeting for the transaction of any business other than the question on which a poll had been demanded.

11.23 The Company must, for at least three months after a meeting of shareholders, keep each ballot cast on a poll and each proxy voted at the meeting at its records office, and, during that period, makes them available for inspection during normal business hours by any shareholder or proxy holder entitled to vote at the meeting. At the end of such three month period, the Company may destroy such ballots and proxies.

### ***Votes of Shareholders*** ***Part 12 of the Articles***

12.1 Subject to any special rights or restrictions attached to any shares and to the restrictions imposed on joint shareholders under Article 12.3:

- (1) on a vote by a show of hands, every person present who is a shareholder or proxy holder and entitled to vote on the matter has one vote; and
- (2) on a poll, every shareholder entitled to vote on the matter has one vote in respect of each share entitled to be voted on the matter and held by that shareholder and may exercise that vote either in person or by proxy.

### ***Other Issues***

Neither the Company's articles nor British Columbia law permit: staggered terms for Directors; cumulative voting; shareholder approval of corporate matter by written consent; the adoption of various "poison pill" measures precluding shareholders from realizing a potential premium over the market value of their shares. Neither the Company's articles nor British Columbia law require retirement or non-retirement of directors under an age limit requirement.

There are no limitations on the rights to own securities.

There is no provision of the Company's articles that would have an effect of delaying, deferring or preventing a change in control of the Company and that would operate only with respect to a merger, acquisition or corporate restructuring involving the Company (or any of its subsidiaries).

Shareholder ownership must be disclosed to the British Columbia Securities Commission and the TSX-V by any shareholder who owns more than 10% of the Company's common stock.

### **10.C. Material Contracts**

On February 1, 2014, Eurasian entered into a Services Agreement with Seabord, a management services company controlled by Michael D. Winn, the Chairman of the Board of Directors of Eurasian. Pursuant to the agreement, Seabord provides a Chief Financial Officer, a Corporate Secretary, accounting and administration staff, and office space to the Company. The Chief Financial Officer and Corporate Secretary are employees of Seabord and are not paid directly by the Company. In exchange, Eurasian paid to Seabord a retainer of \$10,000 upon execution of the agreement and pays \$34,900 per month until termination of the agreement by either party as provided therein. Additionally, the President and Chief Executive Officer of Eurasian provides to Seabord any assistance required from Eurasian in performance of Seabord's services.

### **10.D. Exchange Controls**

Canada has no system of exchange controls. There are no Canadian restrictions on the repatriation of capital or earnings of a Canadian public company to non-resident investors. There are no laws in Canada or exchange restrictions affecting the remittance of dividends, profits, interest, royalties and other payments to non-resident holders of the Company's securities, except as discussed in Item 10, "Taxation" below.

**Restrictions on Share Ownership by Non-Canadians** - There are no limitations under the laws of Canada or in the organizing documents of the Company on the right of foreigners to hold or vote securities of the Company, except that the Investment Canada Act may require review and approval by the Minister of Industry (Canada) of certain acquisitions of

"control" of the Company by a "non-Canadian". The threshold for acquisitions of control is generally defined as being one-third or more of the voting shares of the Company. "Non-Canadian" generally means an individual who is not a Canadian citizen, or a Company, partnership, trust or joint venture that is ultimately controlled by non-Canadians.

## **10.E. Taxation**

### **Canadian Federal Income Tax Considerations**

The following is a brief summary of some of the principal Canadian federal income tax consequences to a holder of common shares of the Company (a "U.S. Holder") who deals at arm's length with the Company, holds the shares as capital property and who, for the purposes of the Income Tax Act (Canada) (the "Act") and the Canada – United States Income Tax Convention (the "Treaty"), is at all relevant times resident in the United States, is not and is not deemed to be resident in Canada and does not use or hold and is not deemed to use or hold the shares in carrying on a business in Canada. Special rules, which are not discussed below, may apply to a U.S. Holder that is an insurer that carries on business in Canada and elsewhere.

Under the Act and the Treaty, a U.S. Holder of common shares will generally be subject to a 15% withholding tax on dividends paid or credited or deemed by the Act to have been paid or credited on such shares. The withholding tax rate is 5% where the U.S. Holder is a Company that beneficially owns at least 10% of the voting shares of the Company and the dividends may be exempt from such withholding in the case of some U.S. Holders such as qualifying pension funds and charities.

In general, a U.S. Holder will not be subject to Canadian income tax on capital gains arising on the disposition of shares of the Company unless (i) at any time in the five-year period immediately preceding the disposition, 25% or more of the shares of any class or series of the capital stock of the Company was owned by (or was under option of or subject to an interest of) the U.S. holder or persons with whom the U.S. holder did not deal at arm's length, and (ii) the value of the common shares of the Company at the time of the disposition derives principally from real property (as defined in the Treaty) situated in Canada. For this purpose, the Treaty defines real property situated in Canada to include rights to explore for or exploit mineral deposits and other natural resources situated in Canada, rights to amounts computed by reference to the amount or value of production from such resources, certain other rights in respect of natural resources situated in Canada and shares of a Company the value of whose shares is derived principally from real property situated in Canada.

The US Internal Revenue Code provides special anti-deferral rules regarding certain distributions received by US persons with respect to, and sales and other dispositions (including pledges) of stock of, a passive foreign investment company. A foreign Company, such as the Company, will be treated as a passive foreign investment company if 75% or more of its gross income is passive income for a taxable year or if the average percentage of its assets (by value) that produce, or are held for the production of, passive income is at least 50% for a taxable year. The Company believes that it was a passive foreign investment company as at December 31, 2015.

### **Dividends**

A Holder will be subject to Canadian withholding tax ("Part XIII Tax") equal to 25%, or such lower rate as may be available under an applicable tax treaty, of the gross amount of any dividend paid or deemed to be paid on common shares. Under the Canada-U.S. Income Tax Convention (1980) as amended by the Protocols signed on 6/14/1983, 3/28/1984, 3/17/1995, and 7/29/1997 (the "Treaty"), the rate of Part XIII Tax applicable to a dividend on common shares paid to a Holder who is a resident of the United States and who is the beneficial owner of the dividend, is 5%. If the Holder is a company that owns at least 10% of the voting stock of the Company paying the dividend, and, in all other cases, the tax rate is 15% of the gross amount of the dividend. The Company will be required to withhold the applicable amount of Part XIII Tax from each dividend so paid and remit the withheld amount directly to the Receiver General for Canada for the account of the Holder.

### **Disposition of Common Shares**

A Holder who disposes of a common share, including by deemed disposition on death, will not normally be subject to Canadian tax on any capital gain (or capital loss) thereby realized unless the common share constituted "taxable Canadian property" as defined by the *Tax Act*. Generally, a common share of a public Company will not constitute taxable Canadian property of a Holder if the share is listed on a prescribed stock exchange unless the Holder or persons with whom the Holder did not deal at arm's length alone or together held or held options to acquire, at any time within the five years preceding the disposition, 25% or more of the shares of any class of the capital stock of the Company. The Canadian Venture Exchange is a prescribed stock exchange under the *Tax Act*. A Holder who is a resident of the United States and realizes a capital gain on a disposition of a common share that was taxable Canadian property will nevertheless, by virtue of the Treaty, generally be exempt from Canadian tax thereon unless (a) more than 50% of the value of the common shares is derived from, or from an

interest in, Canadian real estate, including Canadian mineral resource properties, (b) the common share formed part of the business property of a permanent establishment that the Holder has or had in Canada within the 12 month period preceding the disposition, or (c) the Holder is an individual who (i) was a resident of Canada at any time during the 10 years immediately preceding the disposition, and for a total of 120 months during any period of 20 consecutive years, preceding the disposition, and (ii) owned the common share when he ceased to be resident in Canada.

A Holder who is subject to Canadian tax in respect of a capital gain realized on a disposition of a common share must include three quarters of the capital gain (taxable capital gain) in computing the Holder's taxable income earned in Canada. The Holder may, subject to certain limitations, deduct three-quarters of any capital loss (allowable capital loss) arising on a disposition of taxable Canadian property from taxable capital gains realized in the year of disposition in respect to taxable Canadian property and, to the extent not so deductible, from such taxable capital gains realized in any of the three preceding years or any subsequent year.

### Certain United States Federal Income Tax Considerations

The following is a general summary of certain material U.S. federal income tax considerations applicable to a U.S. Holder (as defined below) arising from and relating to the acquisition, ownership, and disposition of common shares.

This summary is for general information purposes only and does not purport to be a complete analysis or listing of all potential U.S. federal income tax considerations that may apply to a U.S. Holder arising from and relating to the acquisition, ownership, and disposition of common shares. In addition, this summary does not take into account the individual facts and circumstances of any particular U.S. Holder that may affect the U.S. federal income tax consequences to such U.S. Holder, including specific tax consequences to a U.S. Holder under an applicable tax treaty. Accordingly, this summary is not intended to be, and should not be construed as, legal or U.S. federal income tax advice with respect to any U.S. Holder. This summary does not address the U.S. federal alternative minimum, U.S. federal estate and gift, U.S. state and local, and non-U.S. tax consequences to U.S. Holders of the acquisition, ownership, and disposition of common shares. Except as specifically set forth below, this summary does not discuss applicable tax reporting requirements. Each U.S. Holder should consult its own tax advisor regarding the U.S. federal, U.S. federal alternative minimum, U.S. federal estate and gift, U.S. state and local, and non-U.S. tax consequences relating to the acquisition, ownership and disposition of common shares.

No legal opinion from U.S. legal counsel or ruling from the Internal Revenue Service (the "IRS") has been requested, or will be obtained, regarding the U.S. federal income tax consequences of the acquisition, ownership, and disposition of common shares. This summary is not binding on the IRS, and the IRS is not precluded from taking a position that is different from, and contrary to, the positions taken in this summary. In addition, because the authorities on which this summary is based are subject to various interpretations, the IRS and the U.S. courts could disagree with one or more of the positions taken in this summary.

### **Scope of this Summary**

#### Authorities

This summary is based on the Internal Revenue Code of 1986, as amended (the "Code"), Treasury Regulations (whether final, temporary, or proposed), published rulings of the IRS, published administrative positions of the IRS, the Treaty, and U.S. court decisions that are applicable and, in each case, as in effect and available, as of the date of this document. Any of the authorities on which this summary is based could be changed in a material and adverse manner at any time, and any such change could be applied on a retroactive or prospective basis which could affect the U.S. federal income tax considerations described in this summary. This summary does not discuss the potential effects, whether adverse or beneficial, of any proposed legislation that, if enacted, could be applied on a retroactive or prospective basis.

#### U.S. Holders

For purposes of this summary, the term "U.S. Holder" means a beneficial owner of common shares that is for U.S. federal income tax purposes:

- an individual who is a citizen or resident of the U.S.;
- a corporation (or other entity taxable as a corporation for U.S. federal income tax purposes) organized under the laws of the U.S., any state thereof or the District of Columbia;
- an estate whose income is subject to U.S. federal income taxation regardless of its source; or

- a trust that (1) is subject to the primary supervision of a court within the U.S. and the control of one or more U.S. persons for all substantial decisions or (2) has a valid election in effect under applicable Treasury Regulations to be treated as a U.S. person.

### Non-U.S. Holders

For purposes of this summary, a "non-U.S. Holder" is a beneficial owner of common shares that is not a U.S. Holder or is a partnership. This summary does not address the U.S. federal income tax consequences to non-U.S. Holders arising from and relating to the acquisition, ownership, and disposition of common shares. Accordingly, a non-U.S. Holder should consult its own tax advisor regarding the U.S. federal, U.S. federal alternative minimum, U.S. federal estate and gift, U.S. state and local, and non-U.S. tax consequences (including the potential application of and operation of any income tax treaties) relating to the acquisition, ownership, and disposition of common shares.

### U.S. Holders Subject to Special U.S. Federal Income Tax Rules Not Addressed

This summary does not address the U.S. federal income tax considerations applicable to U.S. Holders that are subject to special provisions under the Code, including, but not limited to, U.S. Holders that: (a) are tax-exempt organizations, qualified retirement plans, individual retirement accounts, or other tax-deferred accounts; (b) are financial institutions, underwriters, insurance companies, real estate investment trusts, or regulated investment companies; (c) are broker-dealers, dealers, or traders in securities or currencies that elect to apply a mark-to-market accounting method; (d) have a "functional currency" other than the U.S. dollar; (e) own common shares as part of a straddle, hedging transaction, conversion transaction, constructive sale, or other arrangement involving more than one position; (f) acquired common shares in connection with the exercise of employee stock options or otherwise as compensation for services; (g) hold common shares other than as a capital asset within the meaning of Section 1221 of the Code (generally, property held for investment purposes); or (h) own or have owned (directly, indirectly, or by attribution) 10% or more of the total combined voting power of the outstanding shares of Eurasian. This summary also does not address the U.S. federal income tax considerations applicable to U.S. Holders who are: (a) U.S. expatriates or former long-term residents of the U.S.; (b) persons that have been, are, or will be a resident or deemed to be a resident in Canada for purposes of the Act; (c) persons that use or hold, will use or hold, or that are or will be deemed to use or hold common shares in connection with carrying on a business in Canada; (d) persons whose common shares constitute "taxable Canadian property" under the Act; or (e) persons that have a permanent establishment in Canada for the purposes of the Treaty. U.S. Holders that are subject to special provisions under the Code, including, but not limited to, U.S. Holders described immediately above, should consult their own tax advisor regarding the U.S. federal, U.S. federal alternative minimum, U.S. federal estate and gift, U.S. state and local, and non-U.S. tax consequences relating to the acquisition, ownership and disposition of common shares.

If an entity or arrangement that is classified as a partnership (or "pass-through" entity) for U.S. federal income tax purposes holds common shares, the U.S. federal income tax consequences to such partnership and the partners (or owners) of such partnership generally will depend on the activities of the partnership and the status of such partners (or owners). This summary does not address the tax consequences to any such partnership or partner (or owner). Partners (or owners) of entities or arrangements that are classified as partnerships for U.S. federal income tax purposes should consult their own tax advisors regarding the U.S. federal income tax consequences arising from and relating to the acquisition, ownership, and disposition of common shares.

### **Passive Foreign Investment Company Rules**

If Eurasian were to constitute a "passive foreign investment company" (a "PFIC"), as defined below, within the meaning of Section 1297 of the Code, for any year during a U.S. Holder's holding period, then certain different and potentially adverse rules will affect the U.S. federal income tax consequences to a U.S. Holder resulting from the acquisition, ownership and disposition of common shares. In addition, in any year in which Eurasian is classified as a PFIC, such holder will be required to file an annual report with the IRS containing such information as Treasury Regulations or other IRS guidance may require. A failure to satisfy such reporting requirements may result in an extension of the time period during which the IRS can assess a tax. U.S. Holders should consult their own tax advisors regarding the requirements of filing such information returns under these rules, including the requirement to file an IRS Form 8621.

### PFIC Status of Eurasian

Eurasian generally will be a PFIC if, for a tax year, (a) 75% or more of the gross income of Eurasian is passive income (the "income test"), or (b) 50% or more of the value of Eurasian's assets either produce passive income or are held for the production of passive income, based on the quarterly average of the fair market value of such assets (the "asset test"). "Gross income" generally includes all sales revenues less the cost of goods sold, plus income from investments and from incidental

or outside operations or sources, and "passive income" generally includes, for example, dividends, interest, certain rents and royalties, certain gains from the sale of stock and securities, and certain gains from commodities transactions.

Active business gains arising from the sale of commodities generally are excluded from passive income if substantially all (85% or more) of a foreign corporation's commodities are stock in trade of such foreign corporation or other property of a kind which would properly be included in inventory of such foreign corporation, or property held by such foreign corporation primarily for sale to customers in the ordinary course of business and certain other requirements are satisfied.

For purposes of the PFIC income test and asset test described above, if Eurasian owns, directly or indirectly, 25% or more of the total value of the outstanding shares of another corporation, Eurasian will be treated as if it (a) held a proportionate share of the assets of such other corporation and (b) received directly a proportionate share of the income of such other corporation. In addition, for purposes of the PFIC income test and asset test described above, and assuming certain other requirements are met, "passive income" does not include certain interest, dividends, rents, or royalties that are received or accrued by Eurasian from certain "related persons" (as defined in Section 954(d)(3) of the Code), to the extent such items are properly allocable to the income of such related person that is not passive income.

Eurasian currently expects that it will be classified as a passive foreign investment company ("PFIC") for the tax year ending December 31, 2015 and expects to be a PFIC in future tax years. No opinion of legal counsel or ruling from the IRS concerning the status of Eurasian as a PFIC has been obtained or is currently planned to be requested. The determination of whether any corporation was, or will be, a PFIC for a tax year depends, in part, on the application of complex U.S. federal income tax rules, which are subject to differing interpretations. In addition, whether any corporation will be a PFIC for any tax year depends on the assets and income of such corporation over the course of each such tax year and, as a result, cannot be predicted with certainty as of the date of this document. Accordingly, there can be no assurance that the IRS will not challenge any determination made by Eurasian concerning its PFIC status. Each U.S. Holder should consult its own tax advisor regarding the PFIC status of Eurasian.

#### Default PFIC Rules Under Section 1291 of the Code

If Eurasian is a PFIC, the U.S. federal income tax consequences to a U.S. Holder of the acquisition, ownership, and disposition of common shares will depend on whether such U.S. Holder makes an election to treat Eurasian as a "qualified electing fund", or "QEF", under Section 1295 of the Code, or a "QEF Election", or a mark-to-market election under Section 1296 of the Code, or a "Mark-to-Market Election". A U.S. Holder that does not make either a QEF Election or a Mark-to-Market Election will be referred to in this summary as a "Non-Electing U.S. Holder".

A Non-Electing U.S. Holder will be subject to the rules of Section 1291 of the Code with respect to, (a) any gain recognized on the sale or other taxable disposition of common shares, and (b) any excess distribution received on common shares. A distribution generally will be an "excess distribution" to the extent that such distribution (together with all other distributions received in the current tax year) exceeds 125% of the average distributions received during the three preceding tax years (or during a U.S. Holder's holding period for common shares, if shorter).

Under Section 1291 of the Code, any gain recognized on the sale or other taxable disposition of common shares and any "excess distribution" received on common shares must be ratably allocated to each day in a Non-Electing U.S. Holder's holding period for the respective common shares. The amount of any such gain or excess distribution allocated to the tax year of disposition or distribution of the excess distribution and to years before the entity became a PFIC, if any, would be taxed as ordinary income. The amounts allocated to any other tax year would be subject to U.S. federal income tax at the highest tax rate applicable to ordinary income in each such year, and an interest charge would be imposed on the tax liability for each such year, calculated as if such tax liability had been due in each such year. A Non-Electing U.S. Holder that is not a corporation must treat any such interest paid as "personal interest", which is not deductible.

If Eurasian is a PFIC for any tax year during which a Non-Electing U.S. Holder holds common shares, Eurasian will continue to be treated as a PFIC with respect to such Non-Electing U.S. Holder, regardless of whether Eurasian ceases to be a PFIC in one or more subsequent tax years. A Non-Electing U.S. Holder may terminate this deemed PFIC status by electing to recognize gain (which will be taxed under the rules of Section 1291 of the Code discussed above), but not loss, as if such common shares were sold on the last day of the last tax year for which Eurasian was a PFIC.

#### QEF Election

A U.S. Holder that makes a timely and effective QEF Election for the first tax year in which its holding period of its common shares begins generally will not be subject to the rules of Section 1291 of the Code discussed above with respect to its common shares. A U.S. Holder that makes a timely and effective QEF Election will be subject to U.S. federal income tax on such U.S. Holder's pro rata share of, (a) the net capital gain of Eurasian, which will be taxed as long-term capital gain to such

U.S. Holder, and (b) the ordinary earnings of Eurasian, which will be taxed as ordinary income to such U.S. Holder. Generally, "net capital gain" is the excess of (i) net long-term capital gain over (ii) net short-term capital loss, and "ordinary earnings" are the excess of (i) "earnings and profits" over (ii) net capital gain. A U.S. Holder that makes a QEF Election will be subject to U.S. federal income tax on such amounts for each tax year in which Eurasian is a PFIC, regardless of whether such amounts are actually distributed to such U.S. Holder by Eurasian. However, for any tax year in which Eurasian is a PFIC and has no net income or gain, U.S. Holders that have made a QEF Election would not have any income inclusions as a result of the QEF Election. If a U.S. Holder that made a QEF Election has an income inclusion, such U.S. Holder may, subject to certain limitations, elect to defer payment of current U.S. federal income tax on such amounts, subject to an interest charge. If such U.S. Holder is not a corporation, any such interest paid will be treated as "personal interest", which is not deductible.

A U.S. Holder that makes a timely and effective QEF Election with respect to Eurasian generally, (a) may receive a tax-free distribution from Eurasian to the extent that such distribution represents "earnings and profits" of Eurasian that were previously included in income by the U.S. Holder because of such QEF Election, and (b) will adjust such U.S. Holder's tax basis in common shares to reflect the amount included in income or allowed as a tax-free distribution because of such QEF Election. In addition, a U.S. Holder that makes a QEF Election generally will recognize capital gain or loss on the sale or other taxable disposition of common shares.

The procedure for making a QEF Election, and the U.S. federal income tax consequences of making a QEF Election, will depend on whether such QEF Election is timely. A QEF Election will be treated as "timely" if such QEF Election is made for the first year in the U.S. Holder's holding period for common shares in which Eurasian was a PFIC. A U.S. Holder may make a timely QEF Election by filing the appropriate QEF Election documents at the time such U.S. Holder files a U.S. federal income tax return for such year. If a U.S. Holder does not make a timely and effective QEF Election for the first year in the U.S. Holder's holding period for common shares, the U.S. Holder may still be able to make a timely and effective QEF Election in a subsequent year if such U.S. Holder also makes a "purging" election to recognize gain (which will be taxed under the rules of Section 1291 of the Code discussed above) as if such common shares were sold for their fair market value on the day the QEF Election is effective.

A QEF Election will apply to the tax year for which such QEF Election is timely made and to all subsequent tax years, unless such QEF Election is invalidated or terminated or the IRS consents to revocation of such QEF Election. If a U.S. Holder makes a QEF Election and, in a subsequent tax year, Eurasian ceases to be a PFIC, the QEF Election will remain in effect (although it will not be applicable) during those tax years in which Eurasian is not a PFIC. Accordingly, if Eurasian becomes a PFIC in another subsequent tax year, the QEF Election will be effective and the U.S. Holder will be subject to the QEF rules described above during any subsequent tax year in which Eurasian qualifies as a PFIC.

For each tax year that Eurasian qualifies as a PFIC, Eurasian intends to: (a) make available to U.S. Holders, upon their written request, a "PFIC Annual Information Statement" as described in Treasury Regulation Section 1.1295-1(g) (or any successor Treasury Regulation) and (b) upon written request, use commercially reasonable efforts to provide all additional information that such U.S. Holder is required to obtain in connection with maintaining such QEF Election with regard to Eurasian. Eurasian may elect to provide such information on its website, [www.EurasianMinerals.com](http://www.EurasianMinerals.com). Each U.S. Holder should consult its own tax advisor regarding the availability of, and procedure for making, a QEF Election.

A U.S. Holder makes a QEF Election by attaching a completed IRS Form 8621, including a PFIC Annual Information Statement, to a timely filed U.S. federal income tax return. However, if Eurasian does not provide the required information with regard to Eurasian, U.S. Holders will not be able to make a QEF Election for such entity and will continue to be subject to the rules of Section 1291 of the Code discussed above that apply to Non-Electing U.S. Holders with respect to the taxation of gains and excess distributions.

#### Mark-to-Market Election

A U.S. Holder may make a Mark-to-Market Election only if the common shares are marketable stock. Common shares generally will be "marketable stock" if the common shares are regularly traded on, (a) a national securities exchange that is registered with the SEC, (b) the national market system established pursuant to section 11A of the U.S. Exchange Act, or (c) a foreign securities exchange that is regulated or supervised by a governmental authority of the country in which the market is located, provided that, (i) such foreign exchange has trading volume, listing, financial disclosure, and meets other requirements and the laws of the country in which such foreign exchange is located, together with the rules of such foreign exchange, ensure that such requirements are actually enforced, and (ii) the rules of such foreign exchange ensure active trading of listed stocks. If Eurasian's common shares are traded on such a qualified exchange or other market, the common shares generally will be "regularly traded" for any calendar year during which common shares are traded, other than in de minimis quantities, on at least 15 days during each calendar quarter.

A U.S. Holder that makes a Mark-to-Market Election with respect to its common shares generally will not be subject to the rules of Section 1291 of the Code discussed above with respect to such common shares. However, if a U.S. Holder does not make a Mark-to-Market Election beginning in the first tax year of such U.S. Holder's holding period for common shares or such U.S. Holder has not made a timely QEF Election, the rules of Section 1291 of the Code discussed above will apply to certain dispositions of, and distributions on, common shares.

A U.S. Holder that makes a Mark-to-Market Election will include in ordinary income, for each tax year in which Eurasian is a PFIC, an amount equal to the excess, if any, of (i) the fair market value of common shares, as of the close of such tax year over (ii) such U.S. Holder's tax basis in such common shares. A U.S. Holder that makes a Mark-to-Market Election will be allowed a deduction in an amount equal to the excess, if any, of (i) such U.S. Holder's adjusted tax basis in common shares, over (ii) the fair market value of such common shares (but only to the extent of the net amount of previously included income as a result of the Mark-to-Market Election for prior tax years).

A U.S. Holder that makes a Mark-to-Market Election generally also will adjust such U.S. Holder's tax basis in common shares to reflect the amount included in gross income or allowed as a deduction because of such Mark-to-Market Election. In addition, upon a sale or other taxable disposition of common shares, a U.S. Holder that makes a Mark-to-Market Election will recognize ordinary income or ordinary loss (not to exceed the excess, if any, of (i) the amount included in ordinary income because of such Mark-to-Market Election for prior tax years over (ii) the amount allowed as a deduction because of such Mark-to-Market Election for prior tax years).

A U.S. Holder makes a Mark-to-Market Election by attaching a completed IRS Form 8621 to a timely filed U.S. federal income tax return. A Mark-to-Market Election applies to the tax year in which such Mark-to-Market Election is made and to each subsequent tax year, unless common shares cease to be "marketable stock" or the IRS consents to revocation of such election. Each U.S. Holder should consult its own tax advisor regarding the availability of, and procedure for making, a Mark-to-Market Election.

#### Other PFIC Rules

Under Section 1291(f) of the Code, the IRS has issued proposed Treasury Regulations that, subject to certain exceptions, would cause a U.S. Holder that had not made a timely QEF Election to recognize gain (but not loss) upon certain transfers of common shares that would otherwise be tax-deferred (e.g., gifts and exchanges pursuant to corporate reorganizations). However, the specific U.S. federal income tax consequences to a U.S. Holder may vary based on the manner in which common shares are transferred.

Certain additional adverse rules will apply with respect to a U.S. Holder if Eurasian is a PFIC, regardless of whether such U.S. Holder makes a QEF Election. For example under Section 1298(b)(6) of the Code, a U.S. Holder that uses common shares as security for a loan will, except as may be provided in Treasury Regulations, be treated as having made a taxable disposition of such common shares.

Special rules also apply to the amount of foreign tax credit that a U.S. Holder may claim on a distribution from a PFIC. Subject to such special rules, foreign taxes paid with respect to any distribution in respect of stock in a PFIC are generally eligible for the foreign tax credit. The rules relating to distributions by a PFIC and their eligibility for the foreign tax credit are complicated, and a U.S. Holder should consult with their own tax advisor regarding the availability of the foreign tax credit with respect to distributions by a PFIC.

The PFIC rules are complex, and each U.S. Holder should consult its own tax advisor regarding the PFIC rules and how the PFIC rules may affect the U.S. federal income tax consequences of the acquisition, ownership, and disposition of common shares.

#### **Ownership and Disposition of Common Shares**

The following discussion is subject to the rules described above under the heading "Passive Foreign Investment Company Rules".

#### Distributions on Common Shares

Subject to the PFIC rules discussed above, a U.S. Holder that receives a distribution, including a constructive distribution, with respect to common shares will be required to include the amount of such distribution in gross income as a dividend (without reduction for any Canadian income tax withheld from such distribution) to the extent of the current or accumulated "earnings and profits" of Eurasian, as computed for U.S. federal income tax purposes. A dividend generally will be taxed to a U.S. Holder at ordinary income tax rates if Eurasian is a PFIC. To the extent that a distribution exceeds the current and



accumulated "earnings and profits" of Eurasian, such distribution will be treated first as a tax-free return of capital to the extent of a U.S. Holder's tax basis in common shares and thereafter as gain from the sale or exchange of such common shares. See "Sale or Other Taxable Disposition of Common Shares" below. However, Eurasian may not maintain the calculations of earnings and profits in accordance with U.S. federal income tax principles, and each U.S. Holder should therefore assume that any distribution by Eurasian with respect to common shares will constitute ordinary dividend income. Dividends received on common shares generally will not be eligible for the "dividends received deduction". Subject to applicable limitations and provided Eurasian is eligible for the benefits of the Treaty, dividends paid by Eurasian to non-corporate U.S. Holders, including individuals, generally will be eligible for the preferential tax rates applicable to long-term capital gains for dividends, provided certain holding period and other conditions are satisfied, including that Eurasian not be classified as a PFIC in the tax year of distribution or in the preceding tax year. The dividend rules are complex, and each U.S. Holder should consult its own tax advisor regarding the application of such rules.

#### Sale or Other Taxable Disposition of Common Shares

Subject to the PFIC rules discussed above, upon the sale or other taxable disposition of common shares, a U.S. Holder generally will recognize capital gain or loss in an amount equal to the difference between the amount of cash plus the fair market value of any property received and such U.S. Holder's tax basis in such common shares sold or otherwise disposed of. Subject to the PFIC rules discussed above, gain or loss recognized on such sale or other disposition generally will be long-term capital gain or loss if, at the time of the sale or other disposition, common shares have been held for more than one year.

Preferential tax rates apply to long-term capital gain of a U.S. Holder that is an individual, estate, or trust. There are currently no preferential tax rates for long-term capital gain of a U.S. Holder that is a corporation. Deductions for capital losses are subject to significant limitations under the Code.

#### **Additional Considerations**

##### Additional Tax on Passive Income

Certain U.S. Holders that are individuals, estates or trusts (other than trusts that are exempt from tax) will be subject to a 3.8% tax on all or a portion of their "net investment income", which includes dividends on the common shares and net gains from the disposition of the common shares. Further, excess distributions treated as dividends, gains treated as excess distributions under the PFIC rules discussed above, and mark-to-market inclusions and deductions are all included in the calculation of net investment income.

Treasury Regulations provide, subject to the election described in the following paragraph, that solely for purposes of this additional tax, that distributions of previously taxed income will be treated as dividends and included in net investment income subject to the additional 3.8% tax. Additionally, to determine the amount of any capital gain from the sale or other taxable disposition of common shares that will be subject to the additional tax on net investment income, a U.S. Holder who has made a QEF Election will be required to recalculate its basis in the common shares excluding QEF basis adjustments.

Alternatively, a U.S. Holder may make an election which will be effective with respect to all interests in a PFIC for which a QEF Election has been made and which is held in that year or acquired in future years. Under this election, a U.S. Holder pays the additional 3.8% tax on QEF income inclusions and on gains calculated after giving effect to related tax basis adjustments. U.S. Holders that are individuals, estates or trusts should consult their own tax advisors regarding the applicability of this tax to any of their income or gains in respect of the common shares.

##### Receipt of Foreign Currency

The amount of any distribution paid to a U.S. Holder in foreign currency, or on the sale, exchange or other taxable disposition of common shares, generally will be equal to the U.S. dollar value of such foreign currency based on the exchange rate applicable on the date of receipt (regardless of whether such foreign currency is converted into U.S. dollars at that time). A U.S. Holder will have a basis in the foreign currency equal to its U.S. dollar value on the date of receipt. Any U.S. Holder who converts or otherwise disposes of the foreign currency after the date of receipt may have a foreign currency exchange gain or loss that would be treated as ordinary income or loss, and generally will be U.S. source income or loss for foreign tax credit purposes. Different rules apply to U.S. Holders who use the accrual method. Each U.S. Holder should consult its own U.S. tax advisors regarding the U.S. federal income tax consequences of receiving, owning, and disposing of foreign currency.

## Foreign Tax Credit

Subject to the PFIC rules discussed above, a U.S. Holder that pays (whether directly or through withholding) Canadian income tax with respect to dividends paid on common shares generally will be entitled, at the election of such U.S. Holder, to receive either a deduction or a credit for such Canadian income tax paid. Generally, a credit will reduce a U.S. Holder's U.S. federal income tax liability on a dollar-for-dollar basis, whereas a deduction will reduce a U.S. Holder's income subject to U.S. federal income tax. This election is made on a year-by-year basis and applies to all foreign taxes paid (whether directly or through withholding) by a U.S. Holder during a year.

Complex limitations apply to the foreign tax credit, including the general limitation that the credit cannot exceed the proportionate share of a U.S. Holder's U.S. federal income tax liability that such U.S. Holder's "foreign source" taxable income bears to such U.S. Holder's worldwide taxable income. In applying this limitation, a U.S. Holder's various items of income and deduction must be classified, under complex rules, as either "foreign source" or "U.S. source". Generally, dividends paid by a foreign corporation should be treated as foreign source for this purpose, and gains recognized on the sale of stock of a foreign corporation by a U.S. Holder should be treated as U.S. source for this purpose, except as otherwise provided in an applicable income tax treaty, and if an election is properly made under the Code. However, the amount of a distribution with respect to common shares that is treated as a "dividend" may be lower for U.S. federal income tax purposes than it is for Canadian federal income tax purposes, resulting in a reduced foreign tax credit allowance to a U.S. Holder. In addition, this limitation is calculated separately with respect to specific categories of income. The foreign tax credit rules are complex, and each U.S. Holder should consult its own U.S. tax advisor regarding the foreign tax credit rules.

## Backup Withholding and Information Reporting

Under U.S. federal income tax law and Treasury Regulations, certain categories of U.S. Holders must file information returns with respect to their investment in, or involvement in, a foreign corporation. For example, U.S. return disclosure obligations (and related penalties) are imposed on individuals who are U.S. Holders that hold certain specified foreign financial assets in excess of certain threshold amounts. The definition of specified foreign financial assets includes not only financial accounts maintained in foreign financial institutions, but also, unless held in accounts maintained by a financial institution, any stock or security issued by a non-U.S. person, any financial instrument or contract held for investment that has an issuer or counterparty other than a U.S. person and any interest in a foreign entity. U.S. Holders may be subject to these reporting requirements unless their common shares are held in an account at certain financial institutions. Penalties for failure to file certain of these information returns are substantial. U.S. Holders should consult with their own tax advisors regarding the requirements of filing information returns, including the requirement to file an IRS Form 8938.

Payments made within the U.S. or by a U.S. payor or U.S. middleman, of dividends on, and proceeds arising from the sale or other taxable disposition of, common shares will generally be subject to information reporting and backup withholding tax, at the rate of 28%, if a U.S. Holder, (a) fails to furnish such U.S. Holder's correct U.S. taxpayer identification number (generally on IRS Form W-9), (b) furnishes an incorrect U.S. taxpayer identification number, (c) is notified by the IRS that such U.S. Holder has previously failed to properly report items subject to backup withholding tax, or (d) fails to certify, under penalty of perjury, that such U.S. Holder has furnished its correct U.S. taxpayer identification number and that the IRS has not notified such U.S. Holder that it is subject to backup withholding tax. However, certain exempt persons generally are excluded from these information reporting and backup withholding rules. Any amounts withheld under the U.S. backup withholding tax rules will be allowed as a credit against a U.S. Holder's U.S. federal income tax liability, if any, or will be refunded, if such U.S. Holder furnishes required information to the IRS in a timely manner.

The discussion of reporting requirements set forth above is not intended to constitute a complete description of all reporting requirements that may apply to a U.S. Holder. A failure to satisfy certain reporting requirements may result in an extension of the time period during which the IRS can assess a tax, and under certain circumstances, such an extension may apply to assessments of amounts unrelated to any unsatisfied reporting requirement. Each U.S. Holder should consult its own tax advisors regarding the information reporting and backup withholding rules.

### 10.F. Dividends and Paying Agents

--- No Disclosure Necessary ---

### 10.G. Statement by Experts

--- No Disclosure Necessary ---

### 10.H. Documents on Display

Copies of the documents referenced in this annual report are available at the Company's office located at Suite 501, 543 Granville Street, Vancouver, British Columbia, Canada.

## **ITEM 11. QUANTITATIVE AND QUALITATIVE DISCLOSURES ABOUT MARKET RISK**

### **Credit Risk**

The Company is exposed to credit risk by holding cash and cash equivalents and receivables. This risk is minimized by holding a significant portion of the funds in Canadian banks. The Company's exposure with respect to its receivables is primarily related to royalty streams, recovery of exploration evaluation costs, and convertible promissory notes.

### **Interest Rate Risk**

The Company is exposed to interest rate risk because of fluctuating interest rates. Management believes the interest rate risk is low given interest rates on promissory notes is fixed and the current low global interest rate environment. Fluctuations in market rates is not expected to have a significant impact on the Company's operations due to the short term to maturity and no penalty cashable feature of its cash equivalents.

### **Market Risk**

The Company is exposed to market risk because of the fluctuating values of its publicly traded marketable securities and other company investments. The Company has no control over these fluctuations and does not hedge its investments. Based on the December 31, 2015 portfolio values, a 10% increase or decrease in effective market values would increase or decrease net shareholders' equity by approximately \$43,000.

### **Liquidity Risk**

Liquidity risk is the risk that the Company is unable to meet its financial obligations as they come due. The Company manages this risk by careful management of its working capital to ensure the Company's expenditures will not exceed available resources.

### **Commodity Risk**

The Company's royalty revenues are derived from a royalty interest and are based on the extraction and sale of precious and base minerals and metals. Factors beyond the control of the Company may affect the marketability of metals discovered. Metal prices have historically fluctuated widely. Consequently, the economic viability of the Company's royalty interests cannot be accurately predicted and may be adversely affected by fluctuations in mineral prices.

### **Currency Risk**

Foreign exchange risk arises when future commercial transactions and recognized assets and liabilities are denominated in a currency that is not the entity's functional currency. The Company operates in Canada, Haiti, Turkey, Georgia, Sweden, Australia and the U.S.A. The Company funds cash calls to its subsidiary companies outside of Canada in US dollars and a portion of its expenditures are also incurred in local currencies.

## **ITEM 12. DESCRIPTION OF SECURITIES OTHER THAN EQUITY SECURITIES**

--- No Disclosure Necessary ---

## **PART II**

## **ITEM 13. DEFAULTS, DIVIDEND ARREARAGES AND DELINQUENCIES**

--- No Disclosure Necessary ---

## **ITEM 14. MATERIAL MODIFICATIONS TO THE RIGHTS OF SECURITY HOLDERS AND USE OF PROCEEDS**

--- No Disclosure Necessary ---

## **ITEM 15. CONTROLS AND PROCEDURES**

### **Disclosure Controls and Procedures**

The Company's management is responsible for establishing and maintaining disclosure controls and procedures to provide reasonable assurance that material information related to the Company, including its consolidated subsidiaries, is made known to senior management, including Chief Executive Officer ("CEO") and the Chief Financial Officer ("CFO"), by others within those entities on a timely basis so that appropriate decisions can be made regarding public disclosure.

We carried out an evaluation, under the supervision and with the participation of our management, including our Principal Executive Officer and our Principal Financial Officer, of the effectiveness of the design and operation of our disclosure controls and procedures (as defined in Rules 13a-15(e) and 15d-15(e)) under the Securities and Exchange Act of 1934, as amended) as of December 31, 2015. The CEO and CFO concluded that the disclosure controls and procedures as of December 31, 2015, were effective to give reasonable assurance that the information required to be disclosed by the Company in reports that it files or submits under the Exchange Act is (i) recorded, processed, summarized and reported, within the time periods specified in the SEC's rules and forms, and (ii) accumulated and communicated to management, including the CEO and CFO, as appropriate to allow timely decisions regarding required disclosure.

### **Management's Annual Report on Internal Control over Financial Reporting**

The Company's management is responsible for designing, establishing and maintaining a system of internal controls over financial reporting (as defined in Exchange Act Rule 13a-15(f)) to provide reasonable assurance that the financial information prepared by the Company for external purposes is reliable and has been recorded, processed and reported in an accurate and timely manner in accordance with GAAP. The Board of Directors is responsible for ensuring that management fulfills its responsibilities. The Audit Committee fulfills its role of ensuring the integrity of the reported information through its review of the interim and annual financial statements. Management reviewed the results of their assessment with the Company's Audit Committee.

Because of its inherent limitations, the Company's internal control over financial reporting may not prevent or detect all possible misstatements or frauds. Also, projections of any evaluation of effectiveness to future periods are subject to the risk that controls may become inadequate because of changes in conditions, or that the degree of compliance with policies or procedures may deteriorate.

To evaluate the effectiveness of the Company's internal control over financial reporting, Management has used the Internal Control - Integrated Framework (2013), which is a suitable, recognized control framework established by the Committee of Sponsoring Organizations of the Treadway Commission (COSO). Management has assessed the effectiveness of the Company's internal control over financial reporting and concluded that such internal control over financial reporting is effective as of December 31, 2015.

### **Limitations on the Effectiveness of Controls**

The Company's management, including the CEO and CFO, does not expect that our Disclosure Controls or our Internal Controls will prevent all errors and all fraud. A control system, no matter how well designed and operated, can provide only reasonable, not absolute, assurance that the objectives of the control system are met. Further, the design of a control system must reflect the fact that there are resource constraints, and the benefits of controls must be considered relative to their costs. Because of the inherent limitations in all control systems, no evaluation of controls can provide absolute assurance that all control issues and instances of fraud, if any, within the Company have been detected. These inherent limitations include the realities that judgments in decision-making can be faulty, and that breakdowns can occur because of simple error or mistake. Additionally, controls can be circumvented by the individual acts of some persons, by collusion of two or more people, or by management override of the control. The design of any system of controls also is based in part upon certain assumptions about the likelihood of future events, and there can be no assurance that any design will succeed achieving its stated goals under all potential future conditions; over time, control may become inadequate because of changes in conditions, or the degree of compliance with the policies or procedures may deteriorate. Because of the inherent limitations in a cost-effective control system, misstatements due to error or fraud may occur and not be detected.

### **Changes in Internal Controls Over Financial Reporting**

There has been no change in the Company's internal control over financial reporting that occurred during the period covered by this Form 20-F, that has materially affected or is reasonably likely to materially affect, the Company's internal control over financial reporting.

## **ITEM 16A. AUDIT COMMITTEE FINANCIAL EXPERT**

The Company's Board has determined that Messrs. Levett, Bayley and Okada qualify as financial experts (as defined in Item 407(d)(5) of Regulation S-K under the U.S. Exchange Act), are financially sophisticated (as determined in accordance with Section 803B(2)(iii) of the NYSE MKT Company Guide), and are independent (as determined under U.S. Exchange Act Rule 10A-3 and Section 803A of the NYSE MKT Company Guide).

## **ITEM 16B. CODE OF ETHICS**

The Board of Directors of the Company has responsibility for the stewardship of the Company including responsibility for strategic planning, identification of the principal risks of the Company's business and implementation of appropriate systems to manage these risks, succession planning (including appointing, training and monitoring senior management), communications with investors and the financial community and the integrity of the Company's internal control and management information systems. To facilitate meeting this responsibility, the Board of Directors seeks to foster a culture of ethical conduct by striving to ensure the Company carries out its business in line with high business and moral standards and applicable legal and financial requirements. In that regard, the Board has:

- adopted a written Code of Business Conduct and Ethics (the "Code") for its directors, officers, employees and consultants and a written Code of Business Conduct and Ethics for its CEO and Senior Financial Officers.
- established a whistleblower policy which details complaint procedures for financial concerns.

Copies of the Code are available without charge to any person upon request from the Company's CFO at <http://www.eurasianminerals.com/s/governance.asp?ReportID=619295> or at Eurasian's headquarters at Suite 501, 543 Granville Street, Vancouver, British Columbia, Canada V6C 1X8.

The Board must also comply with the conflict of interest provisions of the British Columbia *Business Corporations Act*, as well as the relevant securities regulatory instruments, in order to ensure that directors exercise independent judgment in considering transactions and agreements in respect of which a director or Executive Officer has a material interest.

## **ITEM 16C. PRINCIPAL ACCOUNTING FEES AND SERVICES**

The following table discloses the fees billed to the Company by its external auditor during the last two financial years.

<b>Financial Year Ending</b>	<b>Audit Fees <sup>(1)</sup></b>	<b>Audit-Related Fees <sup>(2)</sup></b>	<b>Tax Fees <sup>(3)</sup></b>	<b>All Other Fees</b>
December 31, 2015	\$170,500	23,750	0	0
December 31, 2014	\$110,160	41,820	0	0

- (1) The aggregate fees billed by the Company's auditor for audit fees.
- (2) The aggregate fees billed for assurance and related services by the Company's auditor that are reasonably related to the performance of the audit or review of the Company's financial statements and are not disclosed in the 'Audit Fees' column. These fees are related to the auditor's reviews of the Company's Form 20F and the Company's first quarter interim financial statements in relation to the compliance and conversion to International Financial Reporting Standards.
- (3) The aggregate fees billed for professional services rendered by the Company's auditor for tax compliance, tax advice, and tax planning.

The audit committee has established policies and procedures that are intended to control the services provided by the Company's external auditors and to monitor their continuing independence. Under these policies, no services may be undertaken by the auditors, unless the engagement is specifically approved by the audit committee or the services are included within a category which has been pre-approved by the audit committee. The maximum charge for services is established by the audit committee when the specific engagement is approved or the category of services pre-approved. Management is required to notify the audit committee of the nature and value of pre-approved services undertaken.

## **ITEM 16D. EXEMPTIONS FROM THE LISTING STANDARDS FOR AUDIT COMMITTEES**

---Not Applicable---

## **ITEM 16E. PURCHASES OF EQUITY SECURITIES BY THE COMPANY/AFFILIATED PURCHASERS**

---Not Applicable---

#### **ITEM 16F. CHANGE IN REGISTRANT'S CERTIFYING ACCOUNTANT**

---Not Applicable---

#### **ITEM 16G. CORPORATE GOVERNANCE**

The Common Shares are listed on the NYSE MKT and the TSX-V. Under the rules of the NYSE MKT, listed companies are generally required to have a majority of their Board of Directors independent as defined by the NYSE MKT Company Guide Rules. Currently, as permitted under applicable Canadian regulations, the Company's Board consists of 5 directors, of which 3 are considered to be independent.

Other than in the composition of the Board of Directors as described above, in the opinion of management the Company's corporate governance practices do not differ in any significant way from those required of U.S. domestic companies listed on the NYSE MKT.

#### **ITEM 16H. MINE SAFETY DISCLOSURE**

---Not Applicable---

### **PART III**

#### **ITEM 17. FINANCIAL STATEMENTS**

The Company's financial statements are stated in Canadian Dollars and are prepared in accordance with International Financial Reporting Standards as issued by the International Accounting Standards Board.

The financial statements as required under Item 17 are attached hereto and found immediately following the text of this Annual Report. The audit report of Davidson and Company LLP, is included herein immediately preceding the audited financial statements.

#### **Audited Financial Statements**

Consolidated Statements of Financial Position at December 31, 2015, 2014 and 2013.  
Consolidated Statements of Comprehensive Loss for the years ended December 31, 2015, 2014 and 2013.  
Consolidated Statements of Cash Flows for the years ended December 31, 2015, 2014 and 2013.  
Consolidated Statements of Shareholders Equity for the years ended December 31, 2015, 2014 and 2013.  
Notes to Consolidated Financial Statements

#### **ITEM 18. FINANCIAL STATEMENTS**

The Company has elected to provide financial statements pursuant to Item 17.

#### **ITEM 19. EXHIBITS**

1. Articles of Eurasian Minerals Inc. – (incorporated by reference to Exhibit 99.1 to Form 6-K filed on July 16, 2014).
2. Services Agreement between the Company and Seaboard Services Corp., dated February 1, 2014 (incorporated by reference to Exhibit 99.6 to the Annual Report on Form 20-F filed on April 30, 2015).
3. List of Subsidiaries:
  - EMX (USA) Services Corp.
  - Incorporated June 10, 2010
  - Owned 100% by Eurasian Minerals Inc.
  - C/O Empire Stock Transfer Inc.
  - 1859 Whitney Mesa Drive
  - Henderson, NV 89014

United States of America  
Phone: 701-818-5898  
Fax: 701-974-1444

Bullion Monarch Mining, Inc.  
Incorporated March 19, 2007  
Owned 100% by Eurasian Minerals Inc.  
C/O Dorsey and Whitney LLP  
136 S Main Street, Suite 1000  
Salt Lake City, UT 84101  
United States of America  
Phone: 801-933-7360  
Fax: 801-933-7373

Bronco Creek Exploration Inc.  
Incorporated June 12, 2002  
Owned 100% by Eurasian Minerals Inc.  
1815 E. Winsett Street  
Tucson, AZ 85719-6547  
United States of America  
Phone: 520-624-4153  
Fax: 520-624-4192

4. Certification of the Principal Executive Officer pursuant to Rule 13a-14(a)
5. Certification of the Principal Financial Officer pursuant to Rule 13a-14(a)
6. Certification of Principal Executive Officer pursuant to 18 U.S.C. Section 1350
7. Certification of Principal Financial Officer pursuant to 18 U.S.C. Section 1350
8. Consent of Eric Jensen
9. Consent of Michael Sheehan
10. Consent of Dean Turner
11. Consent of Davidson & Company, LLP

## **SIGNATURES**

The registrant hereby certifies that it meets all of the requirements for filing on Form 20-F and that it has duly caused and authorized the undersigned to sign this Annual Report on its behalf.

### **EURASIAN MINERALS INC.**

*/s/ Christina Cepeliauskas*

Chief Financial Officer  
DATED: March 30, 2016



**EURASIAN MINERALS INC.  
CONSOLIDATED FINANCIAL STATEMENTS  
(Expressed in Canadian Dollars)**

**December 31, 2015**



**REPORT OF INDEPENDENT REGISTERED PUBLIC ACCOUNTING FIRM**

To the Shareholders and Directors of  
Eurasian Minerals Inc.

We have audited the accompanying consolidated financial statements of Eurasian Minerals Inc., which comprise the consolidated statements of financial position as of December 31, 2015 and 2014 and the related consolidated statements of loss, comprehensive loss, changes in shareholders' equity, and cash flows for the years ended December 31, 2015, 2014 and 2013 and a summary of significant accounting policies and other explanatory information.

***Management's Responsibility for the Consolidated Financial Statements***

Management is responsible for the preparation and fair presentation of these consolidated financial statements in accordance with International Financial Reporting Standards as issued by the International Accounting Standards Board, and for such internal control as management determines is necessary to enable the preparation of consolidated financial statements that are free from material misstatement, whether due to fraud or error.

***Auditors' Responsibility***

Our responsibility is to express an opinion on these consolidated financial statements based on our audits. We conducted our audits in accordance with Canadian generally accepted auditing standards and the standards of the Public Company Accounting Oversight Board (United States). Those standards require that we comply with ethical requirements and plan and perform the audit to obtain reasonable assurance about whether the consolidated financial statements are free from material misstatement.

An audit involves performing procedures to obtain audit evidence about the amounts and disclosures in the consolidated financial statements. The procedures selected depend on the auditors' judgment, including the assessment of the risks of material misstatement of the consolidated financial statements, whether due to fraud or error. In making those risk assessments, the auditor considers internal control relevant to the entity's preparation and fair presentation of the consolidated financial statements in order to design audit procedures that are appropriate in the circumstances, but not for the purpose of expressing an opinion on the effectiveness of the entity's internal control. An audit also includes evaluating the appropriateness of accounting policies used and the reasonableness of accounting estimates made by management, as well as evaluating the overall presentation of the consolidated financial statements.

We believe that the audit evidence we have obtained in our audits is sufficient and appropriate to provide a basis for our audit opinion.

***Opinion***

In our opinion, these consolidated financial statements present fairly, in all material respects, the financial position of Eurasian Minerals Inc. as at December 31, 2015 and 2014 and its financial performance and its cash flows for the years ended December 31, 2015, 2014 and 2013 in accordance with International Financial Reporting Standards as issued by the International Accounting Standards Board.

**“DAVIDSON & COMPANY LLP”**

Vancouver, Canada

Chartered Professional Accountants

March 30, 2016



**EURASIAN MINERALS INC.**  
**CONSOLIDATED STATEMENTS OF FINANCIAL POSITION**  
(Expressed in Canadian Dollars)

<b>ASSETS</b>	<b>December 31, 2015</b>		<b>December 31, 2014</b>	
<b>Current</b>				
Cash and cash equivalents	\$	5,634,601	\$	6,450,308
Investments (Note 3)		235,106		743,786
Receivables (Note 4)		686,465		838,837
Prepaid expenses		32,344		52,209
<b>Total current assets</b>		<b>6,588,516</b>		<b>8,085,140</b>
<b>Non-current</b>				
Restricted cash (Note 5)		269,770		230,144
Property and equipment (Note 6)		614,460		751,229
Convertible notes receivable (Note 7)		1,026,458		-
Investment in associated companies (Note 8)		3,333,491		4,072,737
Strategic investments (Note 3)		193,810		299,524
Exploration and evaluation assets (Note 9)		2,381,540		2,379,886
Royalty interest (Note 10)		28,798,980		29,327,960
Reclamation bonds (Note 11)		810,734		823,447
Goodwill (Note 12)		6,501,886		8,217,542
Other assets		104,484		104,484
<b>Total non-current assets</b>		<b>44,035,613</b>		<b>46,206,953</b>
<b>TOTAL ASSETS</b>	<b>\$</b>	<b>50,624,129</b>	<b>\$</b>	<b>54,292,093</b>
<b>LIABILITIES</b>				
<b>Current</b>				
Accounts payable and accrued liabilities	\$	663,582	\$	559,049
Advances from joint venture partners (Note 13)		137,825		429,175
<b>Total current liabilities</b>		<b>801,407</b>		<b>988,224</b>
<b>Non-current</b>				
Deferred income tax liability (Note 14)		6,501,886		8,217,542
<b>TOTAL LIABILITIES</b>		<b>7,303,293</b>		<b>9,205,766</b>
<b>SHAREHOLDERS' EQUITY</b>				
Capital stock (Note 15)		117,000,052		116,766,102
Commitment to issue shares		139,138		306,999
Reserves		20,487,524		15,443,247
Deficit		(94,305,878)		(87,430,021)
<b>TOTAL SHAREHOLDERS' EQUITY</b>		<b>43,320,836</b>		<b>45,086,327</b>
<b>TOTAL LIABILITIES AND SHAREHOLDERS' EQUITY</b>	<b>\$</b>	<b>50,624,129</b>	<b>\$</b>	<b>54,292,093</b>

**Nature of operations and going concern** (Note 1)  
**Event after the reporting date** (Note 20)

**Approved on behalf of the Board of Directors on March 24, 2016**

Signed: "David M Cole" Director      Signed: "Larry Okada" Director

The accompanying notes are an integral part of these consolidated financial statements.

**EURASIAN MINERALS INC.**  
**CONSOLIDATED STATEMENTS OF LOSS**  
(Expressed in Canadian Dollars)

	Year ended December 31, 2015	Year ended December 31, 2014	Year ended December 31, 2013
<b>ROYALTY INCOME</b>	\$ 1,609,553	\$ 2,247,334	\$ 3,102,888
<b>Cost of sales</b>			
Gold tax	(80,478)	(110,653)	(140,203)
Depletion (Note 10)	(1,716,848)	(1,334,845)	(1,681,688)
Net royalty (loss) income	(187,773)	801,836	1,280,997
<b>EXPLORATION EXPENDITURES (Note 9)</b>	5,948,802	7,901,004	9,616,402
Less: recoveries	(1,584,127)	(2,878,346)	(5,797,295)
Net exploration expenditures	4,364,675	5,022,658	3,819,107
<b>GENERAL AND ADMINISTRATIVE EXPENSES</b>			
Administrative and office	900,453	926,095	982,239
Depreciation (Note 6)	116,119	139,806	129,104
Investor relations and shareholder information	218,731	292,017	310,203
Professional fees	574,067	457,963	533,519
Salaries and consultants (Note 16)	961,108	1,257,086	2,243,032
Share-based payments (Note 16)	470,116	1,030,411	527,495
Transfer agent and filing fees	107,566	107,512	118,770
Travel	187,374	256,907	298,376
Total general and administrative expenses	3,535,534	4,460,797	5,142,738
<b>Loss from operations</b>	(8,087,982)	(8,681,619)	(7,680,848)
Change in fair value of fair value through profit or loss investments	(427,022)	(254,637)	(425,066)
Gain (loss) on acquisition and sale of exploration and evaluation assets	5,393,305	(154,533)	205,940
Equity loss in associated companies (Note 8)	(1,062,146)	(1,086,649)	(2,093,823)
Foreign exchange gain (loss)	1,220,085	(335,208)	187,498
Realized loss on sale of investments	(58,360)	(19,049)	(51,114)
Other (Note 16)	(172,168)	83,829	173,896
Impairment of royalty interest (Note 10)	(3,973,699)	(7,371,765)	(4,765,511)
Write-off of exploration and evaluation assets (Note 9)	(56,085)	(707,567)	(1,780,890)
Impairment of accounts receivable	(51,302)	-	(42,120)
Writedown of goodwill (Note 12)	(3,047,605)	(2,248,057)	-
Gain (loss) on derecognition and sale of property and equipment (Note 6)	15,892	(29,257)	(103,519)
<b>Loss before income taxes</b>	(10,307,087)	(20,804,512)	(16,375,557)
Deferred income tax recovery (Note 14)	3,431,230	3,356,471	2,392,945
<b>Loss for the year</b>	\$ (6,875,857)	\$ (17,448,041)	\$ (13,982,612)
<b>Basic and diluted loss per share</b>	\$ (0.09)	\$ (0.24)	\$ (0.19)
<b>Weighted average number of common shares outstanding</b>	73,480,833	73,154,139	72,509,793

The accompanying notes are an integral part of these consolidated financial statements.

**EURASIAN MINERALS INC.****CONSOLIDATED STATEMENTS OF COMPREHENSIVE LOSS**

(Expressed in Canadian Dollars)

	Year ended December 31, 2015	Year ended December 31, 2014	Year ended December 31, 2013
<b>Loss for the year</b>	\$ (6,875,857)	\$ (17,448,041)	\$ (13,982,612)
<b>Other comprehensive income (loss)</b>			
Change in fair value of available-for-sale investments	(105,714)	(400,476)	(280,000)
Currency translation adjustment	4,350,667	3,585,937	2,574,406
<b>Comprehensive loss for the year</b>	\$ (2,630,904)	\$ (14,262,580)	\$ (11,688,206)

The accompanying notes are an integral part of these consolidated financial statements.

**EURASIAN MINERALS INC.**  
**CONSOLIDATED STATEMENTS OF CASH FLOWS**  
(Expressed in Canadian Dollars)

	Year ended December 31, 2015	Year ended December 31, 2014	Year ended December 31, 2013
<b>Cash flows from operating activities</b>			
Loss for the year	\$ (6,875,857)	\$ (17,448,041)	\$ (13,982,612)
Items not affecting operating activities:			
Interest income received	(22,270)	(83,829)	(173,896)
Unrealized foreign exchange effect on cash and cash equivalents	290,504	159,158	(87,151)
Items not affecting cash:			
Change in fair value of fair value through profit or loss investments	427,022	254,637	425,066
Commitment to issue shares	66,089	376,549	641,357
Bonus shares issued as performance bonuses	-	-	17,500
Interest on convertible loan	(53,222)	-	-
Share - based payments	476,424	857,936	-
Deferred income tax recovery	(3,431,230)	(3,356,471)	(2,392,945)
Depreciation	150,782	187,714	262,557
Depletion (Note 10)	1,716,848	1,334,845	1,681,688
Impairment of royalty interest	3,973,699	7,371,765	4,765,511
Writedown of goodwill	3,047,605	2,248,057	-
Impairment of receivables	51,302	-	-
Realized loss on sale of investments	58,360	19,049	51,114
Gain (loss) on acquisition and sale of exploration and evaluation assets	(5,393,305)	-	-
Gain (loss) on derecognition and sale of property and equipment (Note 6)	(15,892)	167,008	103,519
Write-off of exploration and evaluation assets (Note 9)	56,086	707,567	1,780,890
Write-off other assets	-	-	42,120
Equity loss in associated companies	1,062,146	1,086,649	2,093,823
Unrealized foreign exchange (gain) loss	(466,587)	641,110	146,117
Shares received from joint venture partners included in exploration recoveries	(115,000)	(33,000)	(272,550)
Changes in non-cash working capital items:			
Receivables	101,200	737,698	(544,477)
Prepaid expenses	21,366	61,047	91,235
Accounts payable and accrued liabilities	83,056	(90,794)	(954,534)
Advances from joint venture partners	(291,350)	19,402	519,781
<b>Total cash used in operating activities</b>	<b>(5,082,224)</b>	<b>(4,781,944)</b>	<b>(5,785,887)</b>
<b>Cash flows from investing activities</b>			
Acquisition and sale of exploration and evaluation assets, net option payments received	5,297,357	(56,085)	101,185
Interest received on cash and cash equivalents	22,270	83,829	173,896
Convertible note receivable (Note 7)	(973,236)	-	12,458
Proceeds from sale of fair value through profit and loss investments, net	136,263	242,252	195,559
Purchase of available-for-sale financial instruments	-	(500,000)	(480,000)
Purchase of investments in associated companies	-	(1,063,036)	(2,774,570)
Purchase of royalty interest	-	-	(200,000)
Restricted cash	-	(25,529)	(451,426)
Purchase and sale of property and equipment, net	2,403	79,463	25,492
Reclamation bonds	71,964	(52,553)	(282,372)
<b>Total cash provided by (used in) investing activities</b>	<b>4,557,021</b>	<b>(1,291,659)</b>	<b>(3,679,778)</b>
<b>Cash flows from financing activities</b>			
Proceeds from option exercised	-	-	361,600
<b>Total cash provided by financing activities</b>	<b>-</b>	<b>-</b>	<b>361,600</b>
Effect of exchange rate changes on cash and cash equivalents	(290,504)	(159,158)	87,151
<b>Change in cash and cash equivalents</b>	<b>(815,707)</b>	<b>(6,232,761)</b>	<b>(9,016,914)</b>
<b>Cash and cash equivalents, beginning</b>	<b>6,450,308</b>	<b>12,683,069</b>	<b>21,699,983</b>
<b>Cash and cash equivalents, ending</b>	<b>\$ 5,634,601</b>	<b>\$ 6,450,308</b>	<b>\$ 12,683,069</b>

Supplemental disclosure with respect to cash flows (Note 19)

The accompanying notes are an integral part of these consolidated financial statements.

**EURASIAN MINERALS INC.**

**CONSOLIDATED STATEMENTS OF SHAREHOLDERS' EQUITY**

(Expressed in Canadian Dollars)

	Number of common shares	Capital stock	Commitment to issue shares	Reserves		Deficit	Total
				Share-based payments	Accumulated other comprehensive gain (loss)		
<b>Balance as at December 31, 2014</b>	<b>73,371,710</b>	<b>\$ 116,766,102</b>	<b>\$ 306,999</b>	<b>\$ 9,562,905</b>	<b>\$ 5,880,342</b>	<b>\$ (87,430,021)</b>	<b>\$ 45,086,327</b>
Shares issued as incentive stock grants	163,000	233,950	(233,950)	-	-	-	-
Commitment to issue shares	-	-	66,089	-	-	-	66,089
Equity investment share-based payments	-	-	-	322,900	-	-	322,900
Share - based payments	-	-	-	476,424	-	-	476,424
Foreign currency translation adjustment	-	-	-	-	4,350,667	-	4,350,667
Change in fair value of financial instruments	-	-	-	-	(105,714)	-	(105,714)
Loss for the year	-	-	-	-	-	(6,875,857)	(6,875,857)
<b>Balance as at December 31, 2015</b>	<b>73,534,710</b>	<b>\$ 117,000,052</b>	<b>\$ 139,138</b>	<b>\$10,362,229</b>	<b>\$ 10,125,295</b>	<b>\$ (94,305,878)</b>	<b>\$ 43,320,836</b>

	Number of common shares	Capital stock	Commitment to issue shares	Reserves		Deficit	Total
				Share-based payments	Accumulated other comprehensive gain (loss)		
<b>Balance as at December 31, 2013</b>	<b>72,980,209</b>	<b>\$116,151,675</b>	<b>\$544,877</b>	<b>\$8,569,269</b>	<b>\$2,694,881</b>	<b>(\$69,981,980)</b>	<b>\$57,978,722</b>
Shares issued as incentive stock grants	391,501	614,427	(614,427)	-	-	-	-
Commitment to issue shares	-	-	376,549	-	-	-	376,549
Equity investment share-based payments	-	-	-	135,700	-	-	135,700
Share - based payments	-	-	-	857,936	-	-	857,936
Foreign currency translation adjustment	-	-	-	-	3,585,937	-	3,585,937
Change in fair value of financial instruments	-	-	-	-	(400,476)	-	(400,476)
Loss for the year	-	-	-	-	-	(17,448,041)	(17,448,041)
<b>Balance as at December 31, 2014</b>	<b>73,371,710</b>	<b>\$ 116,766,102</b>	<b>\$ 306,999</b>	<b>\$ 9,562,905</b>	<b>\$ 5,880,342</b>	<b>\$ (87,430,021)</b>	<b>\$45,086,327</b>

The accompanying notes are an integral part of these consolidated financial statements.

**EURASIAN MINERALS INC.**

**CONSOLIDATED STATEMENTS OF SHAREHOLDERS' EQUITY**

(Expressed in Canadian Dollars)

	Number of common shares	Capital stock	Commitment to issue shares	Reserves		Deficit	Total
				Share-based payments	Accumulated other comprehensive gain (loss)		
<b>Balance as at December 31, 2012</b>	<b>72,051,872</b>	<b>\$ 114,414,001</b>	<b>\$ 1,097,192</b>	<b>\$ 8,456,369</b>	<b>\$ 400,475</b>	<b>\$ (55,999,368)</b>	<b>\$ 68,368,669</b>
Shares issued as bonus shares	563,337	1,193,672	(1,193,672)	-	-	-	-
Shares issued on exercise of stock options	355,000	361,600	-	-	-	-	361,600
Share - based payments	10,000	17,500	-	-	-	-	17,500
Reclassification of fair value of options exercised	-	164,902	-	(164,902)	-	-	-
Commitment to issue shares	-	-	641,357	-	-	-	641,357
Equity investment share-based payments	-	-	-	277,802	-	-	277,802
Foreign currency translation adjustment	-	-	-	-	2,574,406	-	2,574,406
Change in fair value of financial instruments	-	-	-	-	(280,000)	-	(280,000)
Loss for the year	-	-	-	-	-	(13,982,612)	(13,982,612)
<b>Balance as at December 31, 2013</b>	<b>72,980,209</b>	<b>\$ 116,151,675</b>	<b>\$ 544,877</b>	<b>\$ 8,569,269</b>	<b>\$ 2,694,881</b>	<b>\$ (69,981,980)</b>	<b>\$ 57,978,722</b>

The accompanying notes are an integral part of these consolidated financial statements.

**EURASIAN MINERALS INC.****NOTES TO THE CONSOLIDATED FINANCIAL STATEMENTS**

(Expressed in Canadian Dollars)

For the Year Ended December 31, 2015

---

**1. NATURE OF OPERATIONS AND GOING CONCERN**

Eurasian Minerals Inc. (the “Company” or “Eurasian”) and its subsidiaries operates as a royalty and prospect generator engaged in the exploring for, and generating royalties from, metals and minerals properties. The Company’s royalty and exploration portfolio mainly consists of properties in North America, Turkey, Europe, Haiti, Australia, and New Zealand. The Company’s common shares are listed on the TSX Venture Exchange (“TSX-V”) under the symbol of “EMX” and on the NYSE MKT under the symbol of “EMXX”. The Company’s head office is located at 501 - 543 Granville Street, Vancouver, British Columbia, Canada V6C 1X8.

These consolidated financial statements have been prepared using International Financial Reporting Standards (“IFRS”) applicable to a going concern, which assumes that the Company will be able to realize its assets, discharge its liabilities and continue in operation for the following twelve months.

Management estimates it has sufficient funding for operations for the ensuing year, which results in the going concern assumption being an appropriate underlying concept for the preparation of these consolidated financial statements.

Some of the Company’s activities for exploration and evaluation assets are located in emerging nations and, consequently, may be subject to a higher level of risk compared to other developed countries. Operations, the status of mineral property rights and the recoverability of investments in emerging nations can be affected by changing economic, legal, regulatory and political situations.

At the date of these consolidated financial statements, the Company has not identified a known body of commercial grade mineral on any of its exploration and evaluation assets. The ability of the Company to realize the costs it has incurred to date on these exploration and evaluation assets is dependent upon the Company identifying a commercial mineral body, to finance its development costs and to resolve any environmental, regulatory or other constraints which may hinder the successful development of the exploration and evaluation assets.

These consolidated financial statements of the Company are presented in Canadian dollars unless otherwise noted, which is the functional currency of the parent company and its subsidiaries except as to Bullion Monarch Mining, Inc., the holder of a royalty income stream whose functional currency is the United States (“US”) dollar.

**2. STATEMENT OF COMPLIANCE AND SUMMARY OF SIGNIFICANT ACCOUNTING POLICIES****Statement of Compliance**

These consolidated financial statements have been prepared in accordance with IFRS as issued by the International Accounting Standards Board (“IASB”) and interpretations of the International Financial Reporting Interpretations Committee (“IFRIC”).

These consolidated financial statements have been prepared on a historical cost basis, except for financial instruments classified as fair value through profit or loss or available for sale, which are stated at their fair value. In addition, these consolidated financial statements have been prepared using the accrual basis of accounting except for cash flow information.

**Summary of Significant Accounting Policies****Basis of Consolidation**

The consolidated financial statements comprise the accounts of Eurasian, the parent company, and its controlled subsidiaries, after the elimination of all significant intercompany balances and transactions.



**EURASIAN MINERALS INC.****NOTES TO THE CONSOLIDATED FINANCIAL STATEMENTS**

(Expressed in Canadian Dollars)

For the Year Ended December 31, 2015

**2. STATEMENT OF COMPLIANCE AND SUMMARY OF SIGNIFICANT ACCOUNTING POLICIES (Continued)****Summary of Significant Accounting Policies (Continued)***Subsidiaries*

Subsidiaries are all entities over which the Company has exposure to variable returns from its involvement and has the ability to use power over the investee to affect its returns. The existence and effect of potential voting rights that are currently exercisable or convertible are considered when assessing whether the Company controls another entity. Subsidiaries are fully consolidated from the date on which control is transferred to the Company until the date on which control ceases.

The accounts of subsidiaries are prepared for the same reporting period as the parent company, using consistent accounting policies. Inter-company transactions, balances and unrealized gains or losses on transactions are eliminated. The Company's principal operating subsidiaries are as follows:

<b>Name</b>	<b>Place of Incorporation</b>	<b>Ownership Percentage</b>
Bullion Monarch Mining, Inc	Utah, USA	100%
EMX (USA) Services Corp.	Nevada, USA	100%
Bronco Creek Exploration Inc.	Arizona, USA	100%
AES Madencilik Ltd. Sirketi	Turkey	100%
Eurasia Madencilik Ltd. Sirketi	Turkey	100%
EBX Madencilik Ltd. Sirketi	Turkey	100%
Azur Madencilik Ltd. Sirketi	Turkey	100%
Eurasian Minerals Cooperatief U.A.	Netherlands	100%
EMX Georgia Cooperatief U.A.	Netherlands	100%
Ayiti Gold Company S.A.	Haiti	100%
Eurasian Minerals Sweden AB	Sweden	100%
EMX Exploration Scandinavia AB	Sweden	100%
Viad Royalties AB	Sweden	100%
Iekevare Minerals AB	Sweden	100%
Waikato Gold Limited	New Zealand	100%
EMX Australia Pty Ltd.	Australia	100%

**Functional and Reporting Currency**

The functional currency is the currency of the primary economic environment in which the entity operates. The functional currency for the Company and its subsidiaries is the Canadian dollar except the functional currency of the operations of Bullion Monarch which is the US dollar. The functional currency determinations were conducted through an analysis of the consideration factors identified in IAS 21, The Effects of Changes in Foreign Exchange Rates.

*Translation of transactions and balances*

Foreign currency transactions are translated into the functional currency using the exchange rates prevailing at the dates of the transactions or valuation where items are re-measured. Monetary assets and liabilities denominated in foreign currencies are re-measured at the rate of exchange at each financial position date. Foreign exchange gains and losses resulting from the settlement of such transactions and from the translation at period end exchange rates of monetary assets and liabilities denominated in foreign currencies are recognized in profit or loss.

On translation of the entities whose functional currency is other than the Canadian dollar, revenues and expenses are translated at the exchange rates approximating those in effect on the date of the transactions. Assets and liabilities are

## **2. STATEMENT OF COMPLIANCE AND SUMMARY OF SIGNIFICANT ACCOUNTING POLICIES (Continued)**

### **Summary of Significant Accounting Policies (Continued)**

translated at the rate of exchange at the reporting date. Exchange gains and losses, including results of re-translation, are recorded in the foreign currency translation reserve.

### **Financial Instruments**

All financial instruments are classified into one of the following four categories:

(a) Financial assets and financial liabilities at fair value through profit or loss ("FVTPL")

Financial assets and financial liabilities classified as FVTPL are acquired or incurred principally for the purpose of selling or repurchasing them in the near term. They are recognized at fair value based on market prices, with any resulting gains and losses reflected in profit or loss for the period in which they arise.

(b) Held-to-maturity financial assets

Held-to-maturity financial assets are non-derivative financial assets with fixed or determinable payments and fixed maturity that an entity has the positive intention and ability to hold to maturity. They are measured at amortized cost using the effective interest rate method less any impairment loss. A gain or loss is recognized in profit or loss when the financial asset is derecognized or impaired, and through the amortization process.

(c) Available for sale financial assets

Available for sale ("AFS") financial assets are non-derivative financial assets that are designated as available for sale, or that are not classified as loans and receivables, held-to-maturity investments, or FVTPL. They are measured at fair value. Fair value is determined based on market prices. Equity instruments that do not have a quoted market price in an active market are measured at cost. Gains and losses are recognized directly in other comprehensive income (loss) until the financial asset is derecognized, at which time the cumulative gain or loss previously recognized in accumulated other comprehensive income (loss) is recognized in profit or loss for the period.

(d) Loans and receivables and other financial liabilities

Loans and receivables and other financial liabilities are measured at amortized cost, using the effective interest rate method less any impairment loss.

The Company's financial instruments consist of cash and cash equivalents, investments, receivables, restricted cash, reclamation bonds, convertible notes receivable, accounts payable and accrued liabilities, and advances from joint venture partners. Unless otherwise noted the fair value of these financial instruments approximates their carrying values.

Cash and cash equivalents are classified as financial assets as loans and receivables and are accounted for at fair value. Cash equivalents are held for the purpose of meeting short-term cash commitments rather than for investment or other purposes.

Warrants held through investments are classified as derivative financial assets at FVTPL and are accounted for at fair value. For warrants that are not traded on an exchange, no market value is readily available. When there are sufficient and reliable observable market inputs, a valuation technique is used; if no such market inputs are available, the warrants are valued at intrinsic value, which is equal to the higher of the market value of the underlying security less the exercise price of the warrant, or zero.

**EURASIAN MINERALS INC.****NOTES TO THE CONSOLIDATED FINANCIAL STATEMENTS**

(Expressed in Canadian Dollars)

For the Year Ended December 31, 2015

---

**2. STATEMENT OF COMPLIANCE AND SUMMARY OF SIGNIFICANT ACCOUNTING POLICIES (Continued)****Summary of Significant Accounting Policies (Continued)**

Investments (Marketable securities) are classified FVTPL and are measured at fair market value. Marketable securities transferred to the Company as part of an acquisition are classified as AFS and are carried at fair market value. Changes in fair value of FVTPL assets are reflected in profit or loss in the period in which they occur. Changes in fair value of AFS assets are reflected in accumulated other comprehensive income on the statement of financial position until sold or if there is an other than temporary impairment in value.

Reclamation bonds are classified as financial assets held-to-maturity.

Restricted cash is classified as financial assets at FVTPL.

The Company classifies its receivables as loans and receivables and its accounts payable and accrued liabilities and advances from joint venture partners as other financial liabilities.

**Impairment of Financial Assets**

Financial assets are assessed for indicators of impairment at the end of each reporting period. Financial assets are impaired when there is objective evidence that, as a result of one or more events that occurred after the initial recognition of the financial assets, the estimated future cash flows of the financial assets have been impacted.

For all financial assets, objective evidence of impairment could include:

- Significant financial difficulty of the issuer or counterparty;
- Default or delinquency in interest or principal payments; or,
- It becoming probable that the borrower will enter bankruptcy or financial re-organization.

For certain categories of financial assets, that are assessed not to be impaired individually, are subsequently assessed for impairment on a collective basis. The carrying amount of financial assets is reduced by the impairment loss directly for all financial assets with the exception of receivables, where the carrying amount is reduced through the use of an allowance account. When a receivable is considered uncollectible, it is written off against the allowance account. Subsequent recoveries of amounts previously written off are credited against the allowance account. Changes in the carrying amount of the allowance account are recognized in profit or loss.

With the exception of FVTPL marketable securities, if in a subsequent period, the amount of the impairment loss decreases and the decrease can be related objectively to an event occurring after the impairment was recognized, the previously recognized impairment loss is reversed through profit or loss to the extent that the carrying amount of the investment at the date the impairment is reversed does not exceed what the amortized cost would have been had the impairment not been recognized. In respect of AFS marketable securities, impairment losses previously recognized through profit or loss are not reversed through profit or loss. Any increase in fair value subsequent to an impairment loss is recognized directly in equity.

**Convertible Notes Receivable**

The notes receivable are hybrid financial assets that consist of a note receivable component and a separate equity conversion component. The notes receivable are measured at fair value on initial recognition by discounting the stream of future interest and principal payments at the rate of interest prevailing at the date of the issue for instruments of similar term and risk. Interest income based on the rate of the note and the accretion of the additional interest to the amount that will be receivable on maturity are recognized through profit and loss as interest income. The equity conversion option is an embedded derivative that has been separated from the notes receivable and is valued based on residual value.

**EURASIAN MINERALS INC.****NOTES TO THE CONSOLIDATED FINANCIAL STATEMENTS**

(Expressed in Canadian Dollars)

For the Year Ended December 31, 2015

---

**2. STATEMENT OF COMPLIANCE AND SUMMARY OF SIGNIFICANT ACCOUNTING POLICIES (Continued)****Summary of Significant Accounting Policies (Continued)**

The embedded derivative is not revalued subsequent to initial measurement unless terms of the original loan are changed.

**Investments in Associated Companies**

The Company accounts for its long-term investments in affiliated companies over which it has significant influence on the equity basis of accounting, whereby the investment is initially recorded at cost, adjusted to recognize the Company's share of earnings or losses and reduced by dividends received.

The Company assesses its equity investments for impairment if there is objective evidence of impairment as a result of one or more events that occurred after the initial recognition of the equity investment and that the event or events has an impact on the estimated future cash flow of the investment that can be reliably estimated. Objective evidence of impairment of equity investments includes:

- Significant financial difficulty of the associated companies;
- Becoming probable that the associated companies will enter bankruptcy or other financial reorganization; or,
- National or local economic conditions that correlate with defaults of the associated companies.

**Exploration and evaluation assets and exploration expenditures**

Acquisition costs for exploration and evaluation assets, net of recoveries, are capitalized on a property-by-property basis. Acquisition costs include cash consideration and the value of common shares, based on recent issue prices, issued for exploration and evaluation assets pursuant to the terms of the agreement. Exploration expenditures, net of recoveries, are charged to operations as incurred. After a property is determined by management to be commercially feasible, subsequent development expenditures on the property will be capitalized.

When there is little prospect of further work on a property being carried out by the Company or its partners, when a property is abandoned, or when the capitalized costs are no longer considered recoverable, the related property costs are written down to management's estimate of their net recoverable amount. The costs related to a property from which there is production, together with the costs of production equipment, will be depleted and amortized using the unit-of-production method.

An exploration and evaluation asset acquired under an option agreement, where payments are made at the sole discretion of the Company, is capitalized at the time of payment. Option payments received are treated as a reduction of the carrying value of the related acquisition cost for the mineral property until the payments are in excess of acquisition costs, at which time they are then credited to profit or loss. Option payments are at the discretion of the optionee and, accordingly, are accounted for when receipt is reasonably assured.

**Revenue recognition**

The Company recognizes revenue in accordance with *IAS 18 Revenue* and based upon amounts contractually due pursuant to the underlying royalty agreements. Specifically, royalty revenue is recognized in accordance with the terms of the underlying royalty agreements subject to (i) when persuasive evidence of an arrangement exists; (ii) the risks and rewards having been transferred; (iii) the royalty or stream being fixed or determinable; and (iv) the collectability of the royalty being reasonably assured. In some instances, the Company will not have access to sufficient information to make a reasonable estimate of revenue and, accordingly, revenue recognition is deferred until management can make a reasonable estimate. Royalty revenue may be subject to adjustment upon final settlement of estimated metal prices, weights, and assays. Adjustments to revenue from metal prices are recorded monthly and other adjustments are recorded on final settlement and are offset against revenue when incurred.

## **2. STATEMENT OF COMPLIANCE AND SUMMARY OF SIGNIFICANT ACCOUNTING POLICIES (Continued)**

### **Summary of Significant Accounting Policies (Continued)**

#### **Royalty interests**

Royalty interests in mineral properties include acquired royalty interests in production stage and exploration stage properties. In accordance with *IAS 38 Intangible Assets*, the cost of acquired royalty interests in mineral properties is capitalized as intangible assets.

Acquisition costs of production stage royalty interests are depleted using the units of production method over the life of the related mineral property, which is calculated using estimated reserves. Acquisition costs of royalty interests on exploration stage mineral properties, where there are no estimated reserves, are not amortized. At such time as the associated exploration stage mineral interests are converted to estimated reserves, the cost basis is amortized over the remaining life of the mineral property, using the estimated reserves. The carrying values of exploration stage mineral interests are evaluated for impairment at such time as information becomes available indicating that production will not occur in the future.

#### **Goodwill**

Goodwill represents the excess of the price paid for the acquisition of a consolidated entity over the fair value of the net identifiable tangible and intangible assets and liabilities acquired in a business combination. Goodwill is allocated to the cash generating unit to which it relates.

Goodwill is evaluated for impairment annually or more often if events or circumstances indicate there may be impairment. Impairment is determined by assessing if the carrying value of a cash generating unit, including the allocated goodwill, exceeds its recoverable amount.

#### **Property and equipment**

Property and equipment is recorded at cost. Equipment is depreciated over its estimated useful life using the declining balance method at a rate of 20% per annum. Depreciation on equipment used directly on exploration projects is included in exploration expenditures for that mineral property.

#### **Decommissioning liabilities**

Decommissioning liabilities are recognized for the expected obligations related to the retirement of long-lived tangible assets that arise from the acquisition, construction, development or normal operation of such assets. A decommissioning liability is recognized in the period in which it is incurred and when a reasonable estimate of the fair value of the liability can be made with a corresponding decommissioning cost recognized by increasing the carrying amount of the related long-lived asset. The decommissioning cost is subsequently allocated in a rational and systematic method over the underlying asset's useful life. The initial fair value of the liability is accreted, by charges to profit or loss, to its estimated future value.

#### **Environmental disturbance restoration**

During the operating life of an asset, events such as infractions of environmental laws or regulations may occur. These events are not related to the normal operation of the asset and are referred to as environmental disturbance restoration provisions. The costs associated with these provisions are accrued and charged to profit or loss in the period in which the event giving rise to the liability occurs. Any subsequent adjustments to these provisions due to changes in estimates are also charged to profit or loss in the period of adjustment. These costs are not capitalized as part of the long-lived assets' carrying value.

## **2. STATEMENT OF COMPLIANCE AND SUMMARY OF SIGNIFICANT ACCOUNTING POLICIES (Continued)**

### **Summary of Significant Accounting Policies (Continued)**

#### **Impairment of assets**

Events or changes in circumstances can give rise to significant impairment charges or reversals of impairment in a particular year. The Company assesses its cash generating units annually to determine whether any indication of impairment exists. Where an indicator of impairment exists, an estimate of the recoverable amount is made, which is the higher of the fair value less costs to sell and value in use. The determination of the recoverable amount for value in use requires the use of estimates and assumptions such as long-term commodity prices, discount rates, future capital requirements, exploration potential and future operating performance. Fair value is determined as the amount that would be obtained from the sale of the asset in an arm's length transaction between knowledgeable and willing parties.

#### **Cash and cash equivalents**

Cash and cash equivalents include cash on hand, bank deposits and short-term, highly liquid investments that are readily convertible to known amounts of cash.

#### **Share-based payments**

Share-based payments include option and stock grants granted to directors, employees and non-employees. The Company accounts for share-based compensation using a fair value based method with respect to all share-based payments measured and recognized, to directors, employees and non-employees. For directors and employees, the fair value of the options and stock grants is measured at the date of grant. For non-employees, the fair value of the options and stock grants is measured on the earlier of the date at which the counterparty performance is complete, or the date the performance commitment is reached, or the date at which the equity instruments are granted if they are fully vested and non-forfeitable. For directors, employees and non-employees, the fair value of the options and stock grants is accrued and charged to operations, with the offsetting credit to share based payment reserve for options, and commitment to issue shares for stock grants over the vesting period. If and when the stock options are exercised, the applicable amounts are transferred from share-based payment reserve to share capital. When the stock grants are issued, the applicable fair value is transferred from commitment to issue shares to share capital. Option based compensation awards are calculated using the Black-Scholes option pricing model while stock grants are valued at the fair value on the date of grant.

#### **Income taxes**

Income tax expense consists of current and deferred tax. Income tax expense is recognized in profit or loss except to the extent that it relates to items recognized directly in equity. Current tax is the expected tax payable on the taxable income for the year, using tax rates enacted or substantively enacted at the reporting date, and any adjustment to tax payable in respect of previous years. Deferred tax is calculated providing for temporary differences between the carrying amounts of assets and liabilities for financial reporting purposes and the amounts used for taxation purposes.

Deferred tax is not recognized on the initial recognition of assets or liabilities in a transaction that is not a business combination and that affects neither accounting nor taxable income nor loss. In addition, deferred tax is not recognized for taxable temporary differences arising on the initial recognition of goodwill. Deferred tax is measured at the tax rates that are expected to be applied to temporary differences when they reverse, based on the laws that have been enacted or substantively enacted at the reporting date.

Deferred tax assets and liabilities are offset if there is a legally enforceable right to offset, and they relate to income taxes levied by the same tax authority on the same taxable entity, or on different tax entities, but they intend to settle current tax liabilities and assets on a net basis or their tax assets and liabilities will be realized simultaneously.

## **2. STATEMENT OF COMPLIANCE AND SUMMARY OF SIGNIFICANT ACCOUNTING POLICIES (Continued)**

### **Summary of Significant Accounting Policies (Continued)**

A deferred tax asset is recognized to the extent that it is probable that future taxable income will be available against which the temporary difference can be utilized. Deferred tax assets are reviewed at each reporting date and are reduced to the extent that it is no longer probable that the related tax benefit will be realized.

### **Income (loss) per share**

Basic income or loss per share is calculated by dividing the net income or loss for the year by the weighted average number of shares outstanding during the year. Diluted income or loss per share is calculated whereby the weighted average number of shares outstanding used in the calculation of diluted income or loss per share assumes that the deemed proceeds received from the exercise of stock options, share purchase warrants and their equivalents would be used to repurchase common shares of the Company at the average market price during the year, if they are determined to have a dilutive effect.

Existing stock options and share purchase warrants have not been included in the current year computation of diluted loss per share as to do so would be anti-dilutive. For the years presented the basic and diluted losses per share are the same.

### **Valuation of equity units issued in private placements**

The Company has adopted a residual value method with respect to the measurement of shares and warrants issued as private placement units. The residual value method first allocates value to the more easily measurable component based on fair value and then the residual value, if any, to the less easily measurable component.

The fair value of the common shares issued in the private placements was determined to be the more easily measurable component and were valued at their fair value, as determined by the closing quoted bid price on the day prior to the issuance date. The balance, if any, was allocated to the attached warrants. Any fair value attributed to the warrants is recorded in reserves.

### **Segment reporting**

Operating segments are reported in a manner consistent with the internal reporting provided to the chief operating decision-maker. The chief operating decision-maker, who is responsible for allocating resources and assessing performance of the operating segment, has been identified as the Chief Executive Officer.

### **Classification of investments as subsidiaries, joint ventures, associated company and portfolio investments**

Classification of investments requires judgement as to whether the Company controls, has joint control of or significant influence over the strategic financial and operating decisions relating to the activity of the investee. In assessing the level of control or influence that the Company has over an investment, management considers ownership percentages, board representation as well as other relevant provisions in shareholder agreements. If an investor holds 20% or more of the voting power of the investee, it is presumed that the investor has significant influence, unless it can be clearly demonstrated that this is not the case. Conversely, if the investor holds less than 20% of the voting power of the investee, it is presumed that the investor does not have significant influence, unless such influence can be clearly demonstrated.

### **Accounting pronouncements not yet effective**

IFRS 9 addresses the classification, measurement and derecognition of financial assets and financial liabilities and introduces new rules for hedge accounting. In July 2014, the IASB made further changes to the classification and measurement rules and also introduced a new impairment model. These latest amendments now complete the new financial instruments standard.

**EURASIAN MINERALS INC.****NOTES TO THE CONSOLIDATED FINANCIAL STATEMENTS**

(Expressed in Canadian Dollars)

For the Year Ended December 31, 2015

---

**2. STATEMENT OF COMPLIANCE AND SUMMARY OF SIGNIFICANT ACCOUNTING POLICIES (Continued)****Accounting pronouncements not yet effective (continued)**

IFRS 9 requires financial assets to be classified into three measurement categories on initial recognition: those measured at fair value through profit and loss, those measured at fair value through other comprehensive income and those measured at amortized cost. Measurement and classification of financial assets is dependent on the entity's business model for managing the financial assets and the contractual cash flow characteristics of the financial asset. For financial liabilities, the standard retains most of the IAS 39 requirements.

The effective date for IFRS 9 is January 1, 2018. The Company is currently evaluating the impact that the final standard is expected to have on its consolidated financial statements.

In May 2014, the IASB issued IFRS 15 Revenue from Contracts with Customers ("IFRS 15"), which supersedes IAS 11 Construction Contracts, IAS 18 Revenue, IFRIC 13 Customer Loyalty Programmes, IFRIC 15 Agreements for the Construction of Real Estate, IFRIC 18 Transfers of Assets from Customers, and SIC 31 Revenue - Barter Transactions involving Advertising Services. IFRS 15 establishes a single five-step model framework for determining the nature, amount, timing and uncertainty of revenue and cash flows arising from a contract with a customer. The standard is effective for annual periods beginning on or after January 1, 2018, with early adoption permitted. The Company is currently evaluating the impact the final standard is expected to have on its consolidated financial statements. The Company is currently evaluating the impact the final standard is expected to have on its consolidated financial statements.

**Critical Accounting Judgments and Significant Estimates and Uncertainties**

The preparation of the consolidated financial statements requires management to make judgments and estimates and form assumptions that affect the reported amounts of assets and liabilities at the date of the financial statements, and the reported revenue and expenses during the periods presented therein. On an ongoing basis, management evaluates its judgments and estimates in relation to assets, liabilities, royalty revenues and expenses. Management bases its judgments and estimates on historical experience and on other various factors it believes to be reasonable under the circumstances. Actual results may differ from these estimates under different assumptions and conditions.

The Company has identified the following critical accounting policies in which significant judgments, estimates and assumptions are made and where actual results may differ from these estimates under different assumptions and conditions and may materially affect financial results or the financial position reported in future periods. Further details of the nature of these assumptions and conditions may be found in the relevant notes to the consolidated financial statements.

*a) Royalty interest and related depletion*

In accordance with the Company's accounting policy, royalty interests are evaluated on a periodic basis to determine whether there are any indications of impairment. If any such indication exists, a formal estimate of recoverable amount is performed and an impairment loss recognized to the extent that carrying amount exceeds recoverable amount. The recoverable amount of a royalty asset is measured at the higher of fair value less costs to sell and value in use. The determination of fair value and value in use requires management to make estimates and assumptions about expected production and sales volumes, the proportion of areas subject to royalty rights, commodity prices (considering current and historical prices, price trends and related factors), and reserves. These estimates and assumptions are subject to risk and uncertainty; hence there is a possibility that changes in circumstances will alter these projections, which may impact the recoverable amount of the assets. In such circumstances, some or all of the carrying value of the assets may be further impaired or the impairment charge reduced with the impact recorded in profit or loss.



**2. STATEMENT OF COMPLIANCE AND SUMMARY OF SIGNIFICANT ACCOUNTING POLICIES (Continued)**

**Critical Accounting Judgments and Significant Estimates and Uncertainties (Continued)**

*b) Goodwill*

Goodwill is evaluated for impairment annually or more often if events or circumstances indicate there may be impairment. Impairment is determined by assessing if the carrying value of a cash generating unit, including the allocated goodwill, exceeds its recoverable amount. The assessment of the recoverable amount used in the goodwill impairment analysis is subject to similar judgments and estimates as described above for property and equipment and royalty interests.

*c) Exploration and Evaluation Assets*

Recorded costs of exploration and evaluation assets are not intended to reflect present or future values of exploration and evaluation assets. The recorded costs are subject to measurement uncertainty and it is reasonably possible, based on existing knowledge, that a change in future conditions could require a material change in the recognized amount.

*d) Taxation*

The Company's accounting policy for taxation requires management's judgment as to the types of arrangements considered to be a tax on income in contrast to an operating cost. Judgment is also required in assessing whether deferred tax assets and certain deferred tax liabilities are recognized on the statement of financial position.

Deferred tax assets, including those arising from unused tax losses, capital losses and temporary differences, are recognized only where it is considered probable that they will be recovered, which is dependent on the generation of sufficient future taxable profits. Deferred tax liabilities arising from temporary differences caused principally by the expected royalty revenues generated by the royalty property are recognized unless expected offsetting tax losses are sufficient to offset the taxable income and therefore, taxable income is not expected to occur in the foreseeable future. Assumptions about the generation of future taxable profits depend on management's estimates of future cash flows. These depend on estimates of future production and sales volumes, commodity prices, and reserves. Judgments are also required about the application of income tax legislation in foreign jurisdictions. These judgments and assumptions are subject to risk and uncertainty, hence there is a possibility that changes in circumstances will alter expectations, which may impact the amount of deferred tax assets and deferred tax liabilities recognized on the statement of financial position and the amount of other tax losses and temporary differences not yet recognized. In such circumstances, some or the entire carrying amount of recognized deferred tax assets and liabilities may require adjustment, resulting in a corresponding credit or charge to profit or loss.

**3. INVESTMENTS**

The Company had the following investments:

<b>December 31, 2015</b>	<b>Cost</b>	<b>Accumulated unrealized loss</b>	<b>Fair value</b>
<b>Fair value through profit or loss</b>			
Marketable securities	\$ 1,872,802	\$ (1,637,696)	\$ 235,106
Total Fair value through profit or loss	1,872,802	(1,637,696)	235,106
<b>Available-for-sale</b>			
Marketable securities	980,000	(786,190)	193,810
Total investments	\$ 2,852,802	\$ (2,423,886)	\$ 428,916

**EURASIAN MINERALS INC.**  
**NOTES TO THE CONSOLIDATED FINANCIAL STATEMENTS**  
(Expressed in Canadian Dollars)  
For the Year Ended December 31, 2015

**3. INVESTMENTS (Continued)**

<b>December 31, 2014</b>	<b>Cost</b>	<b>Accumulated unrealized loss</b>	<b>Fair value</b>
<b>Fair value through profit or loss</b>			
Marketable securities	\$ 1,952,424	\$ (1,208,638)	\$ 743,786
<b>Available-for-sale</b>			
Marketable securities	980,000	(680,476)	299,524
<b>Total investments</b>	<b>\$ 2,932,424</b>	<b>\$ (1,889,114)</b>	<b>\$ 1,043,310</b>

<b>December 31, 2013</b>	<b>Cost</b>	<b>Accumulated unrealized loss</b>	<b>Fair value</b>
<b>Fair value through profit or loss</b>			
Marketable securities	\$ 2,180,725	\$ (951,640)	\$ 1,229,085
<b>Available-for-sale</b>			
Marketable securities	480,000	(280,000)	200,000
<b>Total investments</b>	<b>\$ 2,660,725</b>	<b>\$ (1,231,640)</b>	<b>\$ 1,429,085</b>

**4. RECEIVABLES**

The Company's receivables arise from royalty receivable, goods and services tax and harmonized sales taxes receivable from government taxation authorities, and recovery of exploration expenditures from joint venture partners, as follows:

<b>Category</b>	<b>December 31, 2015</b>	<b>December 31, 2014</b>	<b>December 31, 2013</b>
Royalty income receivable	\$ 154,343	\$ 142,864	\$ 186,298
Refundable taxes	153,067	243,503	999,869
Recoverable exploration expenditures and advances	248,628	274,085	248,597
Other	130,427	178,385	141,771
<b>Total</b>	<b>\$ 686,465</b>	<b>\$ 838,837</b>	<b>\$ 1,576,535</b>

The carrying amounts of the Company's receivables are denominated in the following currencies:

<b>Currency</b>	<b>December 31, 2015</b>	<b>December 31, 2014</b>	<b>December 31, 2013</b>
Canadian Dollars	\$ 52,395	\$ 102,952	\$ 81,384
US Dollars	575,986	588,829	1,329,075
Turkish Lira	46,401	133,440	140,412
Swedish Krona	3,754	12,574	22,418
Other	7,929	1,042	3,246
<b>Total</b>	<b>\$ 686,465</b>	<b>\$ 838,837</b>	<b>\$ 1,576,535</b>

**5. RESTRICTED CASH**

At December 31, 2015, the Company classified \$269,770 (2014 - \$230,144; 2013 - \$528,945) as restricted cash. This amount is comprised of \$199,915 (2014 - \$148,334; 2013 - \$148,334) held as collateral for its corporate credit cards \$69,415 (2014 - \$50,960; 2013 - \$50,960) held as a security deposit for the Company's Haiti exploration program, and \$440 (December 31, 2014 - \$30,850; 2013 - \$329,651) cash held by wholly-owned subsidiaries of the Company whose full amount is for use and credit to the Company's exploration venture partners in USA.

**EURASIAN MINERALS INC.****NOTES TO THE CONSOLIDATED FINANCIAL STATEMENTS**

(Expressed in Canadian Dollars)

For the Year Ended December 31, 2015

**6. PROPERTY AND EQUIPMENT**

During the year ended December 31, 2015, 2014 and 2013, depreciation of \$34,663 (2014 - \$47,908; 2013 - \$133,453) has been included in exploration expenditures.

	Computer	Field	Office	Vehicles	Building	Land	Total
<b>Cost</b>							
As at December 31, 2012	\$ 116,986	\$ 222,684	\$ 129,207	\$ 370,937	\$ 615,302	\$ 552,277	\$ 2,007,393
Additions	-	3,529	1,951	-	-	-	5,480
Disposals and derecognition	(25,273)	(48,861)	(125,135)	(62,049)	(42,859)	-	(304,177)
As at December 31, 2013	\$ 91,713	\$ 177,352	\$ 6,023	\$ 308,888	\$ 572,443	\$ 552,277	\$ 1,708,696
Additions	-	-	-	-	-	-	-
Disposals and derecognition	-	-	-	(224,237)	-	(137,751)	(361,988)
As at December 31, 2014	\$ 91,713	\$ 177,352	\$ 6,023	\$ 84,651	\$ 572,443	\$ 414,526	\$ 1,346,708
Additions	7,981	10,224	1,170	16,105	6,065	-	41,545
Disposals and derecognition	-	(2,152)	(3,059)	(165,888)	-	-	(171,099)
As at December 31, 2015	\$ 99,694	\$ 185,424	\$ 4,134	\$ (65,132)	\$ 578,508	\$ 414,526	\$ 1,217,154
<b>Accumulated depreciation</b>							
As at December 31, 2012	\$ 71,416	\$ 118,771	\$ 65,594	\$ 88,764	\$ 85,866	\$ -	\$ 430,411
Additions	25,718	32,119	8,295	79,628	116,797	-	262,557
Disposals and derecognition	(24,147)	(44,874)	(73,889)	(26,776)	-	-	(169,686)
As at December 31, 2013	\$ 72,987	\$ 106,016	\$ -	\$ 141,616	\$ 202,663	\$ -	\$ 523,282
Additions	18,726	26,015	3,958	24,495	114,520	-	187,714
Disposals and derecognition	-	-	-	(115,517)	-	-	(115,517)
As at December 31, 2014	\$ 91,713	\$ 132,031	\$ 3,958	\$ 50,594	\$ 317,183	\$ -	\$ 595,479
Additions	7,981	8,161	1,832	15,595	117,213	-	150,782
Disposals and derecognition	-	(1,680)	(1,656)	(140,231)	-	-	(143,567)
As at December 31, 2015	\$ 99,694	\$ 138,512	\$ 4,134	\$ (74,042)	\$ 434,396	\$ -	\$ 602,694
<b>Net book value</b>							
As at December 31, 2013	\$ 18,726	\$ 71,336	\$ 6,023	\$ 167,272	\$ 369,780	\$ 552,277	\$ 1,185,414
As at December 31, 2014	\$ -	\$ 45,321	\$ 2,065	\$ 34,057	\$ 255,260	\$ 414,526	\$ 751,229
As at September 30, 2015	\$ -	\$ 46,912	\$ -	\$ 8,910	\$ 144,112	\$ 414,526	\$ 614,460

During the year ended December 31, 2015, the Company acquired and sold certain exploration and evaluation assets for a net gain of \$5,393,305. Included in this gain was the acquisition of property and equipment with a net book value of \$7,013. Also, during the year ended December 31, 2015 the Company sold property and equipment with a net book value of \$21,041 for total proceeds of \$36,933 for a net gain of \$15,892, and included in exploration and evaluation expenditures is a loss disposal of property and equipment with a net book value of \$6,490.

**7. CONVERTIBLE NOTES RECEIVABLE**

On February 5, 2015, the Company entered into a convertible loan agreement with IG Copper, LLC ("IGC"), an associated company of EMX (Note 8) allowing IGC to borrow up to US\$100,000 per month to a maximum of US\$500,000 ("Principal Sum"). The loan carries an interest rate of 8% per annum and the full amount of the principal and interest is due February 5, 2016, subsequently amended to Jan 3, 2017. At any time prior to the maturity date, the Company has the right to convert all or any part of the principal sum and accrued interest into membership units at US\$6.00 per unit. If IGC completes a financing at less than US\$6.00 per unit, the conversion price will be adjusted to the price used in the financing. Each membership unit represents a single membership interest in IGC. As at December 31, 2015 the Company has advanced US\$500,000. Further to the convertible loan agreement, subsequent to December 31, 2015 the terms of the loan were amended and US\$198,953 (2014 – US\$48,747) of expenses paid by the Company on behalf of IGC has been included in Principal Sum.

**EURASIAN MINERALS INC.****NOTES TO THE CONSOLIDATED FINANCIAL STATEMENTS**

(Expressed in Canadian Dollars)

For the Year Ended December 31, 2015

---

**7. CONVERTIBLE NOTES RECEIVABLE (Continued)**

The notes receivable consists of two components: the note receivable component and the equity conversion option. At initial recognition, the fair value of the note receivable component was estimated at \$802,483 using the discounted cash flow model method at market rate. The note receivable component is accreted over its expected term using the effective interest method at an effective rate of approximately 18%. As at December 31, 2015, the company recorded \$53,222 of interest income, as well as a foreign exchange gain of \$97,890. The fair value of the equity conversion option was estimated to be \$72,863.

Subsequent to December 31, 2015, the Company entered into an amended and restated loan agreement with IGC such that the Principal Sum shall include any further sums that may be advanced by the Company to, or paid by the Company on behalf of IGC from time to time prior to January 3, 2017. Additionally, if subsequent to the date of the Amended Agreement, IGC completes a financing and, as part of that financing, issues to the investors warrants to purchase Units or other securities of IGC, then the Company shall be entitled, upon conversion of the Principal Sum and accrued and unpaid interest, to also receive warrants to purchase Units or other securities of IGC on the same terms as the warrants issued in such financing.

**8. INVESTMENTS IN ASSOCIATED COMPANIES**

The Company has a 42.22% equity investment in IGC. At December 31, 2015, the Company has paid an aggregate of US\$7,892,345 towards its investment (2014 - US\$7,892,345; 2013 - \$6,829,309). At December 31, 2015, the Company's investment less its share of accumulated equity losses was \$3,394,255 (2014 - \$4,072,737; 2013 - \$3,960,650). The Company's share of the net loss for the year ended December 31, 2015 was \$1,062,146 (2014 - \$1,086,649; 2013 - \$2,093,823).

The Company has a minority position on the Board of IGC, and does not control operational decisions. The Company's judgment is that it has significant influence, but not control and accordingly equity accounting is appropriate.

At December 31, 2014, the Company had a 49% equity investment in a private Turkish company ("Turkish Co") with Chesser Resources Ltd; an Australian Stock Exchange listed Exploration Company. During the year ended December 31, 2015, the Company purchased the remaining 51% interest in the Turkish company (Note 9). As such, the books and records of the Turkish company are consolidated as a 100% owned subsidiary of the Company. The carrying value of the investment prior to the purchase and as at December 31, 2014 was \$Nil and the Company's share of the net loss of the former joint venture for the year ended December 31, 2015 was \$Nil (2014 - \$Nil; 2013 - \$Nil).

As at December 31, 2015, associated companies' aggregate assets, aggregate liabilities and net loss for the year are as follows:

<b>December 31, 2015</b>		<b>IGC</b>
Aggregate assets	\$	6,980,045
Aggregate liabilities		(2,917,038)
Loss for the year		(2,515,741)
The Company's ownership %		42.22%
The Company's share of loss for the year		(1,062,146)

---

**EURASIAN MINERALS INC.****NOTES TO THE CONSOLIDATED FINANCIAL STATEMENTS**

(Expressed in Canadian Dollars)

For the Year Ended December 31, 2015

**8. INVESTMENTS IN ASSOCIATED COMPANIES (Continued)**

As at December 31, 2014, associated companies' aggregate assets, aggregate liabilities and net loss for the year are as follows:

December 31, 2014	Turkish Co	IGC
Aggregate assets	\$ 101,315	\$ 4,841,462
Aggregate liabilities	(271,424)	(809,260)
Loss for the year	(154,215)	(2,606,384)
The Company's ownership %	49.00%	42.34%
The Company's share of loss for the year	-	(1,086,649)

As at December 31, 2013, associated companies' aggregate assets, aggregate liabilities and net loss for the year are as follows:

December 31, 2013	Turkish Co	IGC
Aggregate assets	\$ 105,489	\$ 5,977,484
Aggregate liabilities	(142,811)	(958,317)
Income (loss) for the year	11,247	(5,297,700)
The Company's ownership %	49.00%	40.96%
The Company's share of loss for the year	-	(2,093,823)

**9. EXPLORATION AND EVALUATION ASSETS****Acquisition Costs**

At December 31, 2015, 2014 and 2013, the Company has capitalized the following acquisition costs on its exploration and evaluation assets:

Region	Properties	December 31, 2015	December 31, 2014	December 31, 2013
Asia Pacific	Various	\$ 81,124	\$ 81,124	\$ 81,124
Haiti	Various	-	56,085	-
Sweden	Various	16,671	16,671	16,671
	Viad royalties	421,084	421,084	421,084
Turkey	Alankoy	153,960	153,960	153,960
	Sisorta	131,440	-	-
	Trab	78,587	78,587	78,587
United States of America	Jasper Canyon, Arizona	-	-	235,856
	Silver Bell, Arizona	-	-	471,711
	Superior West, Arizona	1,105,579	1,179,280	1,179,280
	Yerington, Nevada	393,095	393,095	393,095
Total		\$ 2,381,540	\$ 2,379,886	\$ 3,031,368

During the year ended December 31, 2015 the Company wrote-off \$56,085 of capitalized exploration costs related to the termination of a 1% net smelter returns royalty ("NSR") agreement on one of its interests in Haiti.

During the year ended December 31, 2014 the Company wrote-off previously capitalized acquisition costs of \$707,567 which related to the Jasper Canyon and Silver Bell projects in the US. All claims for the Jasper Canyon and Silver Bell are in good standing and held by the Company, but Management has determined that there was little prospect of significant work on these claims being carried out by the Company or its partners in the foreseeable future.

**EURASIAN MINERALS INC.****NOTES TO THE CONSOLIDATED FINANCIAL STATEMENTS**

(Expressed in Canadian Dollars)

For the Year Ended December 31, 2015

---

**9. EXPLORATION AND EVALUATION ASSETS (Continued)**

During the year ended December 31, 2013 the Company wrote-off previously capitalized acquisition costs of \$1,780,890 of which \$1,104,389 related to the Cathedral Well, Mineral Hill, Red Hills, and Richmond Mountain projects in the US, \$7,174 related to the Golcuk property in Turkey, and \$642,992 related to the Koonenberry project in Australia.

**Geothermal Assets**

In August 2013, the Company sold its geothermal energy assets in Slovakia and Peru to Starlight Geothermal Ltd. ("SGL"), a private company, for US\$200,000 (received), 50 common shares of SGL (received and valued at \$Nil) amounting to a 5% ownership in SGL, and gross royalties from future geothermal energy production, resulting in a gain on sale of \$205,940.

**Asia Pacific (Australia) exploration licenses**

The Company's Australian properties are comprised of contiguous exploration licenses along the Koonenberry gold belt in New South Wales, Australia. The Australian properties are acquired either directly through staking or through agreements with license holders.

**Koonenberry - Perry & Armstrong**

In 2013, the Company earned its 100% ownership of a single exploration license and the vendor's interest reverted to a 2% NSR. The Company has the right to buy the 2% NSR (after bankable feasibility study) for consideration equivalent to 10% of the "Proved Ore Reserves", as defined in the Code for Reporting of Mineral Resources and Ore Reserves (the "JORC Code") set by the Australasian Joint Ore Reserves Committee, of gold contained within the tenement at a price of US\$30 per ounce of gold.

**Koonenberry - Arastra**

In 2013, the Company by mutual agreement terminated an option agreement with Arastra Exploration Pty Ltd ("Arastra") after earning a 50% interest in four exploration licenses. As part of the termination the 50% interest earned by the Company was exchanged for a 100% ownership in one of the licenses (subject to a 2% NSR in favor of Arastra), and a 1% NSR against the other three licenses. Arastra relinquished their 3 tenements in 2015, accordingly EMX no longer holds the 1% NSR.

**Koonenberry - Rockwell**

In 2013 an agreement with Rockwell Resources Pty Ltd was terminated and the Company was granted a NSR of 0.5% in and over the tenement held by Rockwell.

**Koonenberry - Bates**

The Company holds 100% in two exploration licenses and the vendor's interest has reverted to a 2% NSR. The Company has the right to buy the 2% NSR (after bankable feasibility study) for consideration equivalent to 10% of the "Proved Ore Reserves", as defined in the Code for Reporting of Mineral Resources and Ore Reserves (the "JORC Code") set by the Australasian Joint Ore Reserves Committee, of gold contained within the tenement at a price of US\$30 per ounce of gold.

In 2015 the Company relinquished one of the two tenements and further reduced the area of the remaining tenement. The Company signed a letter of agreement with Bates, should we re-apply for the areas within 12 months EMX would honor a similar NSR.

In February 2014, the Company signed an exploration and option agreement with North Queensland Mining Pty Ltd. ("NQM"), a privately-held Australian company, giving NQM the right to acquire the Company's Koonenberry exploration

**EURASIAN MINERALS INC.**

**NOTES TO THE CONSOLIDATED FINANCIAL STATEMENTS**

(Expressed in Canadian Dollars)

For the Year Ended December 31, 2015

---

**9. EXPLORATION AND EVALUATION ASSETS (Continued)**

licenses in New South Wales, Australia. NQM will bear responsibility of satisfying all existing work commitments and honoring all underlying property agreements during the term of the Agreement. NQM has the option to earn a 100% interest in the EMX subsidiary that holds the licenses, with EMX retaining a 3% production royalty.

**Asia Pacific (New Zealand) exploration licenses**

In September 2014, and amended in December 2015 the Company signed an option agreement with Land & Mineral Limited (“L&M”), a privately-held Australian company, giving L&M the right to acquire Hauraki Gold Ltd. (“Hauraki”), the wholly-owned EMX subsidiary that controls the Neavesville gold-silver property (the “Property”) located in the Hauraki goldfield of New Zealand’s North Island. The purchase and sale agreement included an execution payment of \$100,000 (\$50,000 received in January 2015) and a series of anniversary and milestone payments equal to a certain amount of troy ounces of gold.

Pursuant to the amended agreement, L&M was to have paid the balance of the \$100,000 execution payment, being \$50,000 to the Company on or by no later than January 19, 2016. L&M is currently in default of this payment.

**Haiti exploration permits**

Eurasian and joint venture partner Newmont Ventures Limited (“Newmont”), a wholly owned subsidiary of Newmont Mining Corporation (collectively, the “JV”), had the right to establish specific exploration areas along the trend of Haiti’s Massif du Nord mineral belt. Newmont was funding and managing six joint venture Designated Projects (“DP’s”) across the exploration areas. The Company’s work on the 100% controlled Grand Bois gold-copper project is outside of the JV with Newmont.

In March 2013, the Haiti government placed the Mining Convention process on hold while its parliament began working on a new mining law. The Government deferred further consideration of the JV’s request for the Research Permits that would cover the six DP’s, and request for an extension of the Grand Bois Research Permit, while revisions to the mining law are pending. As a result, Newmont placed the JV’s on care and maintenance status. The Company considered the deferral of its request for an extension of the Grand Bois Research Permit to be a force majeure event and also placed its Grand Bois project on care and maintenance status.

On November 2, 2015, the Company terminated the EMX –Newmont JV that covered the six designated exploration areas and sold its interest in Haiti to Newmont for a \$5,277,542 (US\$4,000,000) cash payment and a retained 0.5% net smelter return (“NSR”) royalty interest.

**Sweden and Norway licenses**

The Company holds certain exploration permits. There are no specific spending commitments on the Swedish licenses and permits.

On February 17, 2011, the Company entered into a Strategic Alliance and Earn-In Agreement (the “Strategic Alliance”) with Antofagasta Minerals S.A., (“Antofagasta”). On February 17, 2013, the Strategic Alliance reached the end of its two year tenure. On March 3, 2014 Antofagasta advised the Company that they would be discontinuing further funding of the DPs.

The Company has no commitments or obligations pursuant to the Strategic Alliance.

**EURASIAN MINERALS INC.****NOTES TO THE CONSOLIDATED FINANCIAL STATEMENTS**

(Expressed in Canadian Dollars)

For the Year Ended December 31, 2015

---

**9. EXPLORATION AND EVALUATION ASSETS (Continued)****Turkey exploration licenses**

The Company has acquired numerous exploration licenses in Turkey for which there are no specific spending commitments.

**Sisorta Joint Venture**

On April 2, 2012, the Company and Chesser Resources Ltd ("Chesser") executed an agreement to sell the Sisorta property to Çolakoglu for a combination of option payments and expenditure requirements. Çolakoglu terminated the option effective March 21, 2013, leaving Chesser and the Company with a 51% and 49% interest in the Sisorta project, respectively. Until March 2015, the Company accounted for its 49% interest as an Investment in Associated Company (Note 8) and had written down the value of the investment to \$Nil due to the pick-up of its share of net losses in the associated company. On March 20, 2015, Chesser and the Company signed definitive agreements pursuant to which the Company acquired all of Chesser's interest in the Sisorta project for a total purchase price of \$156,800 (AUD\$162,092). As a result of the purchase, the Company recorded a gain on acquisition of \$26,407, and \$131,440 was allocated to exploration and evaluation assets.

**Akarca Joint Venture**

On June 20, 2013, the Company entered into an option agreement to sell its 100% interest in AES Madencilik A.S. ("AES Turkey"), a Turkish corporation that controls the Akarca property, for a combination of cash payments, gold bullion, work commitments, and a royalty interest to Çolakoglu Ticari Yatirim A.S. ("Çolakoglu"), a privately owned Turkish company.

Çolakoglu paid \$350,000 and completed drilling requirements on the project and was required to pay additional amounts to earn its interest. In October, 2015, Çolakoglu advised EMX that it decided to forego exercising the option and the Company has regained 100% control of the Akarca project.

**Ferrite Agreement - Alankoy**

On December 20, 2013, the Company signed an Exploration and Option Agreement (the "Alankoy Agreement") with Ferrite Resources Ltd. ("Ferrite"), a privately-held Australian company, whereby Ferrite had the option to acquire the Company's subsidiaries that hold the Alankoy project, with the Company retaining a 3% NSR. To do so, Ferrite paid US\$35,000 upon signing and must expend at least US\$200,000 on exploration activities each year for the three years after June 3, 2014 (the Effective Date). In addition, Ferrite is required to make annual deliveries of gold bullion to the Company as Advanced Annual Royalties (AARs) on each anniversary of the Effective Date. In October 2015, Ferrite informed the Company they would not continue with the option agreement and paid to EMX US\$25,000 related to reimbursement of expenditures owed by Ferrite.

**Black Sea Copper & Gold Agreement - Alankoy**

On November 23, 2015, the Company signed an Exploration and Option Agreement with Black Sea Copper & Gold Corp. ("Black Sea"), a privately-held British Columbia corporation, for the Alankoy copper-gold property in northwestern Turkey, whereby Black Sea has the option to acquire the Company's subsidiaries that hold the Alankoy project, with the Company retaining a 3% production royalty. To do so, Black Sea paid US\$25,000 (received subsequent to December 31, 2015) upon signing and must expend at least US \$75,000 on exploration activities on or before the later of June 1, 2016 and the date on which drilling permits have been issued (the "Commencement Date"); conduct at least 1,500 meters of exploration drilling by the first anniversary of the Commencement Date; expend at least an additional US \$200,000 on exploration activities by the second anniversary of the Commencement Date; expend at least an aggregate of US \$3,000,000 on exploration activities on or before the sixth anniversary of the date of the Agreement. In addition, Black Sea is required to make annual deliveries of gold bullion to the Company as Advanced Annual Royalties (AARs) on each anniversary of the Effective Date. These will consist of 37.5 troy ounces of gold (or cash equivalent thereof) delivered on the first anniversary of the Effective Date, 75 troy ounces of gold delivered on the second and third anniversaries of the date of the Agreement and AARs of 100



**EURASIAN MINERALS INC.****NOTES TO THE CONSOLIDATED FINANCIAL STATEMENTS**

(Expressed in Canadian Dollars)

For the Year Ended December 31, 2015

---

**9. EXPLORATION AND EVALUATION ASSETS (Continued)**

troy ounces of gold (or cash equivalent) on all subsequent anniversaries until commencement of commercial production.

Black Sea is also to pay 500 troy ounces of gold (or the cash equivalent) on completion of a NI 43-101 or JORC compliant feasibility study.

**Tumad Agreement - Trab-23**

The Trab-23 property is located in northeast Turkey. In February 2013 Tumad Madencilik San. Ve TIC, A.S. ("Tumad"), executed an option agreement (the "Trab-23 Agreement") to acquire Trab-23 from the Company. The Trab-23 Agreement provides an upfront transfer of the two licenses to Tumad, in-ground spending requirements, a revenue stream of annual earn-in and pre-production payments, and a revenue stream based upon production. The Trab-23 Agreement is contingent upon approval by Turkey's General Directorate of Mining Affairs ("MIGEM") to combine the two licenses into a single exploitation license. This license combination and transfer occurred on September 11, 2014 (the "Transfer Date"). Provided that Tumad has made the payments and performed the work described in the Trab-23 Agreement, on or before September 11, 2017 Tumad may exercise its option to retain the property, and after such election, shall pay annual minimum royalties of US\$100,000 commencing upon the first anniversary of such exercise. Upon production from the Trab-23 licenses, Tumad will pay the Company a 3% NSR royalty from production. The annual minimum royalties will be credited to 80% of the NSR royalty then payable.

**Golcuk Transfer and Royalty Agreement**

On July 17, 2012, the Company entered into an agreement with Pasinex Resources Limited ("PRL") to transfer 100% interest in the Golcuk property in exchange for PRL issuing shares to the Company as follows,

- i) 500,000 PRL shares on the initial issuance date (received);
- ii) An additional 500,000 PRL shares on or before the first anniversary of the initial issuance date (received);
- iii) An additional 1,000,000 PRL shares on or before the second anniversary of the initial issuance date (received); and,
- iv) An additional 1,000,000 PRL Shares on or before the third anniversary of the initial issuance date.

In addition to the transfer of shares, Pasinex will then pay the Company a 2.9% NSR royalty from production. Pasinex has the option of purchasing 0.9% of the royalty for \$1,000,000 USD prior to the 6<sup>th</sup> anniversary of the effective date of the agreement.

**United States exploration licenses****Aguila de Cobre Property, Arizona**

On July 30, 2015, the Company, through its wholly-owned subsidiary Bronco Creek Exploration Inc. ("BCE"), entered into an option agreement to sell the Aguila de Cobre property for a combination of cash payments and work commitments. The agreement grants Kennecott Exploration Company ("KEX"), part of the Rio Tinto Group, the option to acquire a 100% interest in the property.

Pursuant to the agreement, KEX can earn a 100% interest in the project by making a cash payment upon execution of the agreement of US\$25,000 (received), and thereafter completing US\$4,000,000 in exploration expenditures and paying annual option payments totaling US\$100,000 on or before the third anniversary of the agreement, and a further US\$100,000 upon exercise of the option. Upon exercise of the option EMX will retain a 2% NSR royalty on the properties. After exercise of the option, annual advanced minimum royalty ("AMR") payments are due starting at US\$50,000 and

**EURASIAN MINERALS INC.****NOTES TO THE CONSOLIDATED FINANCIAL STATEMENTS**

(Expressed in Canadian Dollars)

For the Year Ended December 31, 2015

---

**9. EXPLORATION AND EVALUATION ASSETS (Continued)**

commencing on the first anniversary of the exercise of the option. The AMR payments will increase to US\$100,000 upon completion of an Order of Magnitude Study ("OMS") or Preliminary Economic Assessment ("PEA") after which Kennecott may make a one-time payment of US\$2,500,000 to extinguish the obligation to make future AMR payments. In addition, if not previously extinguished, total AMR payments after the OMS or PEA milestone payment are capped at US\$2,500,000, and all AMR payments cease upon production from the properties. In addition, KEX will make milestone payments consisting of:

- a. US\$500,000 upon completion of an OMS or PEA;
- b. US\$500,000 upon completion of a Prefeasibility Study; and
- c. US\$1,000,000 upon completion of a Feasibility Study - this payment will be credited 80% against future royalty payments.

**Copper Springs, Copper King, and Red Top Properties, Arizona**

In September 2013, the Company, through its wholly owned subsidiary Bronco Creek Exploration Inc. ("BCE"), entered into option agreements to sell the Copper Springs, Copper King, and Red Top projects for a combination of cash payments, work commitments, and common shares. The agreements grant Desert Star Resources Ltd. ("Desert Star"), a TSX-V listed company, the option to acquire a 100% interest in each of the projects.

Desert Star delivered 1,050,000 common shares of Desert Star and is required to incur a minimum of US\$5,000,000 in exploration expenditures by the seventh anniversary of the signing date, and making additional milestone payments to the Company.

On September 1, 2014, the Copper King and Red Top agreements were amended and during the remainder of 2014, the Company received payments totaling US\$62,974. In January, 2015, Desert Star terminated its interest in the Copper Springs project and the Company regained 100% control of the project.

On July 21, 2015, the Copper King and Red Top agreements were amended, extending the 2<sup>nd</sup> anniversary payments and work commitments into 2016, six months after the receipt of the "Approval Letter," written approval from the Tonto National Forest of the USDA US Forest Service authorizing the commencement of operations on the property. The approval letter for the Copper King property was received January 26, 2016.

**Buckhorn Creek, Frazier Creek, and Jasper Canyon Properties, Arizona and Nevada**

In October 2013, the Company, through its wholly owned subsidiary BCE, entered into option agreements to sell the Frazier Canyon, Buckhorn Creek, and Jasper Canyon projects for a combination of cash payments, work commitments, and common shares. The agreements granted Savant Explorations Ltd. ("Savant"), a TSX-V listed company, the option to acquire a 100% interest in each of the projects. Upon execution of the agreement and TSX-V approval, the Company received US\$37,500 (US\$12,500 per project) and 450,000 common shares at a value of US\$19,440 (150,000 common shares per project) of Savant as execution payments, and payments totaling US\$59,325 as reimbursement of amounts paid by BCE to keep the respective claims in force for the 2013 assessment year.

During the year ended December 31, 2014, the Company received US\$140,000 (US\$70,000 per project), and 200,000 common shares at a value of \$8,000 (100,000 common shares per project) as the work commitment and common share requirements related to the Buckhorn Creek and Frazier Creek projects. On July 25, 2014 Savant terminated its option to acquire the Jasper Canyon project and the Company wrote-off \$235,856 in capitalized exploration and evaluation costs.

The Company retains a 100% interest in the claims. On April 27, 2015, Savant terminated its option to acquire the Frazier Creek property. The Company subsequently relinquished all mineral rights on the Frazier Creek property.

**EURASIAN MINERALS INC.****NOTES TO THE CONSOLIDATED FINANCIAL STATEMENTS**

(Expressed in Canadian Dollars)

For the Year Ended December 31, 2015

---

**9. EXPLORATION AND EVALUATION ASSETS (Continued)**

On September 24, 2015, Savant terminated its interest in the Buckhorn Creek property with the Company retaining 100% ownership of the property.

**Cathedral Well Property, Nevada**

The Company holds a 100% interest in the Cathedral Well property comprised of certain unpatented federal mining claims, located on Bureau of Land Management ("BLM") and National Forest lands subject to a 0.5% NSR.

In June 2014, the Company signed an exploration and option agreement through its wholly-owned subsidiary Bronco Creek Exploration, Inc., with Ely Gold and Minerals Inc. ("Ely Gold") (TSX Venture: ELY) for the Company's Cathedral Well gold project. Ely Gold can earn a 100% interest in the project by paying EMX a total of US\$100,000 as follows: US\$25,000 (received) upon execution of the agreement and US\$75,000 over the next three years, after which the Company will retain a 2.5% NSR royalty, inclusive of an underlying 0.5% NSR royalty.

In September 2015, the Company received the 1<sup>st</sup> anniversary payment of US\$25,000. The option agreement between Ely Gold and the Company remains in good standing.

**Copper Basin Property, Arizona**

The Company holds a 100% interest in the Copper Basin property comprised of certain unpatented federal mining claims and one State of Arizona exploration permit subject to the terms of an Earn-In Agreement dated September 27, 2011 with Vale Exploration ("Vale"). Vale may earn an initial 60% interest in the project for consideration of cash payments and US\$4,500,000 in exploration expenditures within four years.

On July 19, 2014, Vale terminated its interest in the agreement with the Company regaining 100% control of the project.

**Hardshell Skarn Property, Arizona**

The Company holds a 100% interest in the Hardshell Skarn property comprised of certain unpatented federal lode mining claims.

In October 2015, the Company signed an exploration and option agreement through its wholly-owned subsidiary FOBC LLC, with Arizona Minerals Inc, for the Company's Hardshell Skarn Property project. Arizona Minerals Inc can earn a 100% interest in the project by paying the Company a total of US\$85,000 as follows: US\$25,000 (received) upon execution of the agreement and US\$60,000 over the next three years, after which the company will retain a 2% NSR. After exercise of the option, annual advanced royalty payments of US\$5,000 commence on the first anniversary of the exercise of the option. After commencement of Commercial Production, the Company is due payments of US\$5,000 or the Royalty coming due that year, whichever is greater.

**Lomitas Negras Property, Arizona**

The Company holds a 100% interest in the Lomitas Negras property comprised of certain State of Arizona exploration permits. The Company relinquished their federal mining claims during 2015, retaining only certain State of Arizona exploration permits.

In May 2014, the Company signed an exploration and option to purchase agreement, through its wholly owned subsidiary Bronco Creek Exploration, for the Lomitas Negras porphyry copper project with KEX and received US\$25,000. KEX relinquished its interest in the project during September 2014, with the Company regaining 100% control.

**EURASIAN MINERALS INC.****NOTES TO THE CONSOLIDATED FINANCIAL STATEMENTS**

(Expressed in Canadian Dollars)

For the Year Ended December 31, 2015

---

**9. EXPLORATION AND EVALUATION ASSETS (Continued)****Mineral Hill Property, Wyoming**

The Mineral Hill property is comprised of certain unpatented mining claims staked by the Company on lands administered by the Black Hills National Forest. The Company owns a 100% interest in the claims subject to a Pooling Agreement dated July 31, 2009 whereby the Company "pooled" its interest in the mining claims with Mineral Hill LP ("MH") who owns a 100% interest in certain patented mining claims and unpatented federal mining claims that adjoin the Company's property. The Agreement stipulates that consideration received from any third party, including lease payments, stock distribution, and royalties be divided as to 40% to the Company and 60% to MH. Until such time as a third party has paid a total of US\$5,000,000 in proceeds to the Company and MH, all further consideration will be divided as to 30% to the Company and 70% to MH. An amendment was executed during fiscal 2013 whereby all future payments are to be divided 50% to the Company and 50% to MH.

In November 2015, the Company and MH pooled their claims for the purpose of creating an economic unit for exploration, development and mining purposes.

**Silver Bell West, Silver Bell District, Arizona**

The Company holds a 100% interest in mineral rights comprised of certain federal unpatented mining claims subject to a Letter of Agreement dated August 26, 2009 whereby, the Company granted GEO a 100% interest in the Silver Bell West property, for consideration of advance royalty payments, common shares of GEO, and warrants to purchase GEO common shares, and minimum exploration expenditures. The agreement was terminated in September 2014 with the Company regaining 100% control of the project. As a result of the termination of the agreement, the Company wrote-off \$471,711 of exploration and evaluation costs related to the project.

**Superior West Project, Arizona**

The Company holds a 100% interest in the mineral rights comprised of certain federal unpatented mining claims, located on Tonto National Forest lands and unpatented federal mining claims under option. The Company also may earn a 100% interest in additional adjacent claims under option from a third party for cash payments totaling US\$1,000,000 on or before January 2017 and subject to a 2% NSR Royalty, 1% of which may be purchased for US\$2,000,000 in 0.5% increments.

By Earn-In Agreement dated July 31, 2009, the Company granted Freeport-McMoran Mineral Properties, a wholly owned subsidiary of Freeport-McMoran Exploration Corporation ("FMEC") two separate rights to acquire a 51% and a subsequent 19% interest. The initial interest in the Superior West property may be acquired for cash consideration, making all property and option payments on behalf of the Company to the original owners of the property and minimum exploration expenditures. FMEC may acquire the additional 19% interest by solely funding and delivering a feasibility study.

On February 14, 2014 FMEC terminated its interest in the Superior West property with the Company regaining 100% control of the project.

On May 4, 2015, the Company entered into an exploration and option to purchase agreement, through its wholly owned subsidiary Bronco Creek Exploration, for the Superior West project with KEX. Pursuant to the agreement, KEX can earn a 100% interest in the project by making cash payment upon execution of the agreement of US\$149,187 (received), and thereafter completing US\$5,500,000 in exploration expenditures and paying annual option payments totaling US\$1,000,000 before the fifth anniversary of the agreement. For the execution payment, US\$50,000 (\$52,500) was applied against the Superior West capitalized costs, and the balance of US\$99,187 was a direct reimbursement to the Company for holding costs to maintain the property in good standing. Upon exercise of the option EMX will retain a 2% NSR royalty on the properties. KEX has the right to buy down 1% of the NSR royalty from underlying claim holders by payment of US\$4,000,000 to EMX.

During fiscal 2015, KEX exceeded the US\$300,000 required expenditures for year one.

**EURASIAN MINERALS INC.**

**NOTES TO THE CONSOLIDATED FINANCIAL STATEMENTS**

(Expressed in Canadian Dollars)

For the Year Ended December 31, 2015

---

**9. EXPLORATION AND EVALUATION ASSETS (Continued)**

**Yerington West Property, Nevada**

The Yerington West property is comprised of certain unpatented federal mining claims located on lands administered by the Bureau of Land Management ("BLM"). By Option Agreement, dated September 24, 2009, the Company granted Entrée Gold Inc. ("ETG") the right to acquire an 80% interest in the property, for consideration of US\$140,000 in cash payments (received), common shares of ETG valued at \$85,000 (received), minimum exploration expenditures of \$1,900,000 (incurred), and delivery of a bankable feasibility study and advanced production payments of \$375,000 by the 10<sup>th</sup> anniversary (2019).

In each of the years 2014 and 2015, the Company received a US\$50,000 option payment and verified that all exploration expenditures due on the property had been met and that the agreement is in good standing.

**Various**

The Company holds interests acquired by staking in several jurisdictions including Utah, Nevada, Arizona, Colorado and Wyoming.

**EURASIAN MINERALS INC.**

**NOTES TO THE CONSOLIDATED FINANCIAL STATEMENTS**

(Expressed in Canadian Dollars)

For the Year Ended December 31, 2015

**9. EXPLORATION AND EVALUATION ASSETS (Continued)**

**Exploration Expenditures**

During the year ended December 31, 2015, the Company incurred the following exploration expenditures by projects, which were expensed as incurred:

	Scandinavia	USA				Turkey			Asia Pacific			Other *	Total
		Kennecott Exploration	Desert Star Resources	Other USA	Total	Akarca	Other	Total	New Zealand	Other	Total		
Administration Cost	\$ 61,523	\$ 676	\$ 1,271	\$ 127,873	\$ 129,820	\$ 16,296	\$ 43,532	\$ 59,828	\$ 4,767	\$ 2,932	\$ 7,699	\$ 44,763	\$ 303,633
Assays	5,307	1,825	142	22,472	24,439	-	5,509	5,509	-	-	-	1,480	36,735
Drilling / Trenching	11,874	-	-	7,111	7,111	-	-	-	-	-	-	-	18,985
Land and Legal	39,518	-	-	132,178	132,178	23,208	45,957	69,165	4,914	10,136	15,050	31,480	287,391
Logistics	26,978	32,211	2,646	98,391	133,248	12,014	40,408	52,422	499	4,475	4,974	48,472	266,094
Personnel	423,697	154,004	24,500	1,261,865	1,440,369	205,665	561,082	766,747	45,557	101,586	147,143	201,162	2,979,118
Property Cost	60,369	87,771	75,530	415,594	578,895	176,773	116,132	292,905	8,921	44,322	53,243	43,094	1,028,506
Professional Services	86,874	-	-	13,813	13,813	42,381	117,062	159,443	28,938	10,410	39,348	161,232	460,710
Share Based Payments	7,103	-	-	75,468	75,468	-	12,430	12,430	-	(1,793)	(1,793)	(20,811)	72,397
Technical Studies	28,083	77,485	5,151	68,265	150,901	-	17,183	17,183	3,508	25,407	28,915	112,739	337,821
Travel	59,934	128	-	27,107	27,235	-	28,263	28,263	3,781	10,609	14,390	27,590	157,412
<b>Total Expenditures</b>	<b>811,260</b>	<b>354,100</b>	<b>109,240</b>	<b>2,250,137</b>	<b>2,713,477</b>	<b>476,337</b>	<b>987,558</b>	<b>1,463,895</b>	<b>100,885</b>	<b>208,084</b>	<b>308,969</b>	<b>651,201</b>	<b>5,948,802</b>
Recoveries	-	(426,190)	(118,065)	(93,549)	(637,804)	(295,024)	(33,305)	(328,329)	-	-	-	(96,675)	(1,062,808)
Operator fees	-	(44,067)	(4,258)	(9,457)	(57,782)	-	-	-	-	-	-	-	(57,782)
Option Payments	-	(31,955)	-	(127,820)	(159,775)	-	(242,820)	(242,820)	-	-	-	-	(402,595)
Other Property Income	-	(13,102)	-	(32,922)	(46,024)	-	-	-	(14,918)	-	(14,918)	-	(60,942)
<b>Total Recoveries</b>	<b>-</b>	<b>(515,314)</b>	<b>(122,323)</b>	<b>(263,748)</b>	<b>(901,385)</b>	<b>(295,024)</b>	<b>(276,125)</b>	<b>(571,149)</b>	<b>(14,918)</b>	<b>-</b>	<b>(14,918)</b>	<b>(96,675)</b>	<b>(1,584,127)</b>
<b>Net Expenditures</b>	<b>\$ 811,260</b>	<b>\$ (161,214)</b>	<b>\$ (13,083)</b>	<b>\$ 1,986,389</b>	<b>\$ 1,812,092</b>	<b>\$ 181,313</b>	<b>\$ 711,433</b>	<b>\$ 892,746</b>	<b>\$ 85,967</b>	<b>\$ 208,084</b>	<b>\$ 294,051</b>	<b>\$ 554,526</b>	<b>\$ 4,364,675</b>

\*Significant components of "Other" total exploration expenditures for the year ended December 31, 2015 were Haiti - \$359,827; Germany - \$107,899; Austria - \$69,667; Brazil - \$50,254; and Russia - \$32,137.

**EURASIAN MINERALS INC.**
**NOTES TO THE CONSOLIDATED FINANCIAL STATEMENTS**

(Expressed in Canadian Dollars)

For the Year Ended December 31, 2015

**9. EXPLORATION AND EVALUATION ASSETS (Continued)**
**Exploration Expenditures (continued)**

During the year ended December 31, 2014, the Company incurred the following exploration expenditures by projects, which were expensed as incurred:

	Sweden	USA				Turkey			Asia Pacific			Other *	Total
		Vale	Desert Star Resources	Other USA	Total	Akarca	Other	Total	Neavesville	Other	Total		
Administration Cost	\$ 98,160	\$ 441	\$ 532	\$ 127,290	\$ 128,263	\$ 3,205	\$ 44,006	\$ 47,211	\$ 7,464	\$ 5,677	\$ 13,141	\$ 160,164	\$ 446,939
Assays	-	1,150	6,762	2,561	10,473	92	1,201	1,293	1,476	-	1,476	-	13,242
Drilling / Trenching	43,504	412,048	-	325,803	737,851	-	6,284	6,284	78,729	48	78,777	435	866,851
Land & Legal	48,806	-	-	96,203	96,203	19,033	33,047	52,079	20,137	9,930	30,067	29,548	256,703
Logistics	44,360	348,415	15,010	91,307	454,732	15,663	79,200	94,863	18,124	18,100	36,224	31,678	661,857
Personnel	652,127	82,529	85,494	1,115,704	1,283,727	270,702	444,744	715,445	211,381	135,304	346,684	176,774	3,174,758
Property Cost	110,008	166	128,424	549,580	678,170	160,045	17,395	177,440	35,593	18,209	53,802	1,877	1,021,297
Professional Services	104,432	-	495	19,088	19,583	26,148	90,656	116,804	108,600	37,225	145,825	90,827	477,471
Share Based Payments	33,106	-	-	110,759	110,759	-	6,973	6,973	-	15,956	15,956	37,280	204,074
Technical Studies	55,779	8,660	30,436	48,092	87,188	391	130,860	131,251	16,907	6,600	23,507	212,330	510,055
Travel	98,650	-	-	50,969	50,969	7,547	18,587	26,134	33,972	15,709	49,681	42,323	267,757
<b>Total Expenditures</b>	<b>1,288,931</b>	<b>853,409</b>	<b>267,153</b>	<b>2,537,356</b>	<b>3,657,918</b>	<b>502,826</b>	<b>872,952</b>	<b>1,375,778</b>	<b>532,382</b>	<b>262,758</b>	<b>795,140</b>	<b>783,236</b>	<b>7,901,004</b>
Recoveries	-	(920,238)	(297,845)	(584,356)	(1,802,439)	(444,044)	-	(444,044)	-	-	-	-	(2,246,483)
Operator fees	-	(72,725)	(29,938)	(54,853)	(157,516)	-	-	-	-	-	-	-	(157,516)
Option Payments	-	-	(139,056)	(110,410)	(249,466)	-	(110,410)	(110,410)	-	-	-	-	(359,876)
Other Property Income	(7,121)	(9,233)	(1,292)	(1,716)	(12,241)	-	(49,579)	(49,579)	(45,530)	-	(45,530)	-	(114,471)
<b>Total Recoveries</b>	<b>(7,121)</b>	<b>(1,002,196)</b>	<b>(468,131)</b>	<b>(751,335)</b>	<b>(2,221,662)</b>	<b>(444,044)</b>	<b>(159,989)</b>	<b>(604,033)</b>	<b>(45,530)</b>	<b>-</b>	<b>(45,530)</b>	<b>-</b>	<b>(2,878,346)</b>
<b>Net Expenditures</b>	<b>\$ 1,281,810</b>	<b>\$ (148,787)</b>	<b>\$ (200,978)</b>	<b>\$ 1,786,021</b>	<b>\$ 1,436,256</b>	<b>\$ 58,782</b>	<b>\$ 712,963</b>	<b>\$ 771,745</b>	<b>\$ 486,852</b>	<b>\$ 262,758</b>	<b>\$ 749,610</b>	<b>\$ 783,236</b>	<b>\$ 5,022,658</b>

\*Significant components of "Other" total exploration expenditures for the year ended December 31, 2014 were Austria - \$308,213; Haiti - \$209,576; Georgia -160,287; and Brazil - \$66,029.

**EURASIAN MINERALS INC.**

**NOTES TO THE CONSOLIDATED FINANCIAL STATEMENTS**

(Expressed in Canadian Dollars)

For the Year Ended December 31, 2015

**9. EXPLORATION AND EVALUATION ASSETS (Continued)**

**Exploration Expenditures (continued)**

During the year ended December 31, 2013, the Company incurred the following exploration expenditures by projects, which were expensed as incurred:

	Sweden			USA					Turkey			Asia Pacific			Other *	Total
	Antofagasta	Other	Total	Vale	Geonovus	Alaska	Other USA	Total	Akarca	Other	Total	Koonenbury	Other	Total		
Administration Cost	\$ 62,246	\$ 46,026	\$ 108,272	\$ 19,304	\$ 1,005	\$ -	\$ 107,275	\$ 127,584	\$ 64,644	\$ 38,969	\$ 103,613	\$ 5,113	\$ 5,468	\$ 10,581	\$ 119,318	\$ 469,368
Assays	26,963	1,285	28,248	4,294	779	-	1,561	6,634	37,963	9,823	47,786	10,211	229	10,440	8,007	101,115
Drilling / Trenching	431,793	15,324	447,117	707,640	348,613	-	88,122	1,144,375	109,321	7,424	116,745	-	-	-	-	1,708,237
Logistics	58,089	49,951	108,040	572,999	24,887	-	56,378	654,264	43,508	121,962	165,470	43,049	6,516	49,565	144,284	1,121,623
Personnel	263,334	358,597	621,931	238,870	117,105	-	801,007	1,156,982	379,594	438,863	818,457	141,572	56,839	198,411	176,022	2,971,803
Property Cost	215,042	82,348	297,390	55,418	107,865	20,154	321,610	505,047	165,522	40,508	206,030	61,394	7,234	68,628	46,354	1,123,449
Professional Services	69,955	44,138	114,093	463	-	-	40,000	40,463	92,982	186,620	279,602	58,973	31,107	90,080	101,997	626,235
Share Based Payments	-	37,474	37,474	-	-	-	47,591	47,591	-	-	-	-	37,868	37,868	8,429	131,362
Technical Studies And Consultants	2,316	8,945	11,261	71,971	97,126	15,906	66,757	251,760	72,667	18,434	91,101	9,273	41,044	50,317	687,894	1,092,333
Travel	52,185	63,938	116,123	354	45	-	20,624	21,023	-	37,235	37,235	14,628	20,406	35,034	61,462	270,877
<b>Total Expenditures</b>	<b>1,181,923</b>	<b>708,026</b>	<b>1,889,949</b>	<b>1,671,313</b>	<b>697,425</b>	<b>36,060</b>	<b>1,550,925</b>	<b>3,955,723</b>	<b>966,201</b>	<b>899,838</b>	<b>1,866,039</b>	<b>344,213</b>	<b>206,711</b>	<b>550,924</b>	<b>1,353,767</b>	<b>9,616,402</b>
Recoveries	(1,182,282)	(17,829)	(1,200,111)	(1,759,162)	(743,803)	-	(211,665)	(2,714,630)	(325,631)	(18,227)	(343,858)	-	(1,815)	(1,815)	(30,460)	(4,290,874)
Operator fees	-	(374,651)	(374,651)	(189,355)	(72,962)	-	(7,588)	(269,905)	-	-	-	-	-	-	-	(644,556)
Option Payments	-	-	-	-	(154,470)	-	(75,894)	(230,364)	-	(346,124)	(346,124)	-	-	-	-	(576,488)
Other Property Income	-	-	-	-	-	-	-	-	-	(285,377)	(285,377)	-	-	-	-	(285,377)
<b>Total Recoveries</b>	<b>(1,182,282)</b>	<b>(392,480)</b>	<b>(1,574,762)</b>	<b>(1,948,517)</b>	<b>(971,235)</b>	<b>-</b>	<b>(295,147)</b>	<b>(3,214,899)</b>	<b>(325,631)</b>	<b>(649,728)</b>	<b>(975,359)</b>	<b>-</b>	<b>(1,815)</b>	<b>(1,815)</b>	<b>(30,460)</b>	<b>(5,797,295)</b>
<b>Net Expenditures</b>	<b>\$ (359)</b>	<b>\$ 315,546</b>	<b>\$ 315,187</b>	<b>\$ (277,204)</b>	<b>\$ (273,810)</b>	<b>\$ 36,060</b>	<b>\$ 1,255,778</b>	<b>\$ 740,824</b>	<b>\$ 640,570</b>	<b>\$ 250,110</b>	<b>\$ 890,680</b>	<b>\$ 344,213</b>	<b>\$ 204,896</b>	<b>\$ 549,109</b>	<b>\$ 1,323,307</b>	<b>\$ 3,819,107</b>

\*Significant components of "Other" exploration expenditures for the year ended December 31, 2013 include Brazil - \$569,443, Georgia - \$142,771, Austria - \$249,101, and Haiti - \$275,281.



**10. ROYALTY INTEREST**

Changes in royalty interest for the years ended December 31, 2015, 2014 and 2013:

Balance, December 31, 2012	\$	38,738,592
Adjusted for:		
Additions		200,000
Depletion		(1,681,688)
Impairment charge		(4,765,511)
Cumulative translation adjustments		2,572,332
Balance, December 31, 2013	\$	35,063,725
Adjusted for:		
Depletion		(1,334,845)
Impairment charge		(7,371,765)
Cumulative translation adjustments		2,970,845
Balance, December 31, 2014	\$	29,327,960
Adjusted for:		
Depletion		(1,716,848)
Impairment charge		(3,973,699)
Cumulative translation adjustments		5,161,567
Balance, December 31, 2015	\$	28,798,980

**Carlin Trend Royalty Claim Block**

The Company holds an interest in the Carlin Trend Royalty Claim Block in Nevada which includes the following Royalty Properties:

Leeville Mine: Located in Eureka County, Nevada, the Company is receiving a continuing 1% gross smelter return royalty ("GSRR").

East Ore Body Mine: Located in Eureka County, Nevada, the property is currently being mined and the Company is receiving a continuing 1% GSRR.

North Pipeline: Located in Lander County, Nevada. Should the property become producing, the Company will receive a production royalty of US\$0.50 per yard of ore processed or 4% of net profit, whichever is greater.

During the year ended December 31, 2015 \$1,609,553 (2014 - \$2,247,334; 2013 - \$3,102,888) in royalty income was included in operations offset by a 5% direct gold tax and depletion.

**Brestovac/Jasikovo East Royalty**

In September 2013, the Company purchased a 0.5% NSR royalty from Euromax Resources Ltd. for \$200,000 covering Reservoir Mineral Inc.'s (a public company listed on the TSX-V) ("Reservoir") share of minerals and metals mined from the Brestovac and Jasikovo East properties in Serbia. These two properties are included in Reservoir's Timok Project which is in joint venture with Freeport-McMoran Exploration Corporation ("Freeport"). The 0.5% NSR royalty is proportionately reduced to Reservoir's interest in the properties as Freeport earns-in by making exploration expenditures under the circumstances provided in the NSR agreement.

**Impairment of Non-Current Assets**

The Company's policy for accounting for impairment of non-current assets is to use the higher of the estimates of fair value less cost of disposal of these assets or value in use. The Company uses valuation techniques that require significant

**EURASIAN MINERALS INC.****NOTES TO THE CONSOLIDATED FINANCIAL STATEMENTS**

(Expressed in Canadian Dollars)

For the Year Ended December 31, 2015

**10. ROYALTY INTEREST (Continued)**

judgments and assumptions, including those with respect to future production levels, future metal prices, foreign exchange rates, discount rates, and multiples.

Non-current assets are tested for impairment when events or changes in circumstances suggest that the carrying amount may not be recoverable. As a result of the decline in the production of gold from the Carlin Trend Royalty Claim Block, the Company revised its estimated annual gold production over the expected mine life and decreased its long term gold price from US\$1,300 to US\$1,200 per ounce. As a result of these changes, the Company recorded \$3,973,699 (2014 - \$7,371,765; \$4,765,511) in impairment charges for the year ended December 31, 2015 related to the Carlin Trend Royalty Claim Block and related assets that make up the same cash-generating unit ("CGU"). In addition, due to the tax effects of the above-mentioned impairment, the Company recorded a decrease in deferred tax liabilities of \$3,431,230 (2014 - \$3,356,471; 2013 - \$2,392,945) with a corresponding entry to deferred income tax recovery.

**11. RECLAMATION BONDS**

Reclamation bonds are held as security towards future exploration work and the related future potential cost of reclamation of the Company's land and unproven mineral interests. Once reclamation of the properties is complete, the bonds will be returned to the Company.

	December 31, 2015		December 31, 2014		December 31, 2013	
Australia - various properties	\$	80,976	\$	75,864	\$	57,881
Sweden - various properties		7,939		7,984		7,884
Turkey - various properties		273,898		273,097		238,356
U.S.A - various properties		447,921		466,502		466,773
Total	\$	810,734	\$	823,447	\$	770,894

**12. GOODWILL**

The Company's goodwill represents the excess of the purchase price paid during fiscal 2012 for the acquisition of Bullion Monarch Mining Inc. over the fair value of the net identifiable tangible and intangible assets and liabilities acquired.

Change in goodwill for the years ended December 31, 2015, 2014 and 2013:

Balance, December 31, 2012	\$	8,970,514
Adjusted for:		
Cumulative translation adjustment		655,281
Balance, December 31, 2013	\$	9,625,795
Adjusted for:		
Impairment charge		(2,248,057)
Cumulative translation adjustment		839,804
Balance, December 31, 2014	\$	8,217,542
Adjusted for:		
Impairment charge		(3,047,605)
Cumulative translation adjustment		1,331,949
Balance, December 31, 2015	\$	6,501,886

The Company applies a one-step approach to determine if the Carlin Trend Royalty Claim Block and the related assets within the same CGU are impaired (Note 10). The impairment loss is the amount by which the CGU's carrying amount exceeds its recoverable amount. Goodwill has been written down in conjunction with the decline of \$3,047,605 (2014 - \$2,248,057; 2013 - \$Nil) of the related deferred income tax liability.

**EURASIAN MINERALS INC.****NOTES TO THE CONSOLIDATED FINANCIAL STATEMENTS**

(Expressed in Canadian Dollars)

For the Year Ended December 31, 2015

**13. ADVANCES FROM JOINT VENTURE PARTNERS**

Advances from joint venture partners relate to unspent funds received pursuant to approved exploration programs by the Company and its joint venture partners. The Company's advances from joint venture partners consist of the following:

	December 31, 2015		December 31, 2014	
U.S.A.	\$	137,825	\$	429,175
Total	\$	137,825	\$	429,175

**14. INCOME TAXES****Deferred Income Tax Liability**

The tax effects of temporary differences between amounts recorded in the Company's accounts and the corresponding amounts as computed for income tax purposes gives rise to deferred tax liabilities as follows:

	December 31, 2015	December 31, 2014	December 31, 2013
Royalty interest	\$ (9,053,435)	\$ (9,933,985)	\$ (12,901,876)
Tax loss carryforwards	2,433,008	1,616,508	1,315,968
Other	118,541	99,935	875,356
	\$ (6,501,886)	\$ (8,217,542)	\$ (10,710,552)

As at December 31, 2015, no deferred tax assets are recognized on the following temporary differences as it is not probable that sufficient future taxable profit will be available to realize such assets:

	December 31, 2015	December 31, 2014	December 31, 2013	Expiry Date Range
Tax loss carry forwards	\$ 37,728,000	\$ 36,586,000	\$ 29,433,000	2026-2035
Share issue costs	-	65,000	327,000	2015
Exploration and evaluation assets	10,022,960	9,183,007	10,538,794	No expiry
Other	\$ 8,385,770	\$ 7,937,261	\$ 6,244,171	No expiry

**Income Tax Expense**

	December 31, 2015	December 31, 2014	December 31, 2013
Current tax expense	\$ -	\$ -	\$ -
Deferred tax recovery	(3,431,230)	(3,356,471)	(2,392,945)
	\$ (3,431,230)	\$ (3,356,471)	\$ (2,392,945)

The provision for income taxes differs from the amount calculated using the Canadian federal and provincial statutory income tax rates of 26.0% (2014 – 26.00%; 2013 - \$25.75%) as follows:

	December 31, 2015	December 31, 2014	December 31, 2013
Expected income tax (recovery)	\$ (2,679,842)	\$ (5,409,173)	\$ (4,212,703)
Effect of lower tax rates in foreign jurisdictions	(2,393,803)	(1,217,191)	(890,053)
Permanent differences	2,594,459	2,735,843	719,540
Change in unrecognized deductible temporary differences and other	(60,006)	751,860	1,064,418
Foreign exchange	(892,038)	(217,810)	925,853
	\$ (3,431,230)	\$ (3,356,471)	\$ (2,392,945)

**EURASIAN MINERALS INC.****NOTES TO THE CONSOLIDATED FINANCIAL STATEMENTS**

(Expressed in Canadian Dollars)

For the Year Ended December 31, 2015

---

**15. CAPITAL STOCK****Authorized**

As at December 31, 2015, the authorized share capital of the Company was an unlimited number of common and preferred shares without par value.

**Common Shares**

For the year ended December 31, 2015, the Company issued:

- 163,000 shares valued at \$233,950 pursuant to an incentive stock grant program to employees of the Company applied to commitment to issue shares.

For the year ended December 31, 2014, the Company issued:

- 391,501 shares valued at \$614,427 pursuant to an incentive stock grant program to employees of the Company applied to commitment to issue shares.

For the year ended December 31, 2013, the Company issued:

- 563,337 shares valued at \$1,193,672 pursuant to an incentive stock grant program to employees of the Company applied to commitment to issue shares;
- 355,000 common shares for gross proceeds of \$361,600 pursuant to the exercise of stock options; and
- 10,000 common shares value at \$17,500 as employment compensation.

**Stock Options**

The Company adopted a stock option plan (the "Plan") pursuant to the policies of the TSX-V. The maximum number of shares that may be reserved for issuance under the plan is limited to 10% of the issued common shares of the Company at any time. The vesting terms are determined at the time of the grant, subject to the terms of the plan.

During the years ended December 31, 2015, 2014, and 2013, the change in stock options outstanding is as follows:

---

	<b>Number</b>	<b>Weighted Average Exercise Price</b>
Balance as at December 31, 2012	4,798,700	2.26
Exercised	(355,000)	1.02
Cancelled and expired unexercised	(448,000)	2.37
Balance as at December 31, 2013	3,995,700	2.36
Granted	1,608,500	1.18
Cancelled and expired unexercised	(111,000)	1.62
Balance as at December 31, 2014	5,493,200	2.03
Granted	1,341,500	0.66
Cancelled and expired unexercised	(1,406,200)	2.12
Balance as at December 31, 2015	5,428,500	1.67
Number of options exercisable as at December 31, 2015	5,428,500	\$ 1.67

---

**EURASIAN MINERALS INC.**  
**NOTES TO THE CONSOLIDATED FINANCIAL STATEMENTS**  
(Expressed in Canadian Dollars)  
For the Year Ended December 31, 2015

**15. CAPITAL STOCK (Continued)**

The following table summarizes information about the stock options which were outstanding and exercisable at December 31, 2015:

<b>Date Granted</b>	<b>Number of Options</b>	<b>Exercisable</b>	<b>Exercise Price \$</b>	<b>Expiry Date</b>
February 1, 2011*	50,000	50,000	3.21	February 1, 2016
March 18, 2011*	150,000	150,000	2.91	March 18, 2016
July 19, 2011	1,218,000	1,218,000	2.80	July 19, 2016
August 3, 2011	10,000	10,000	2.70	August 3, 2016
August 29, 2011	50,000	50,000	2.66	August 29, 2016
September 9, 2011	40,000	40,000	2.70	September 9, 2016
December 11, 2011	20,000	20,000	2.10	December 11, 2016
July 5, 2012	50,000	50,000	1.96	July 5, 2017
August 22, 2012	921,500	921,500	1.94	August 22, 2017
October 16, 2012	67,000	67,000	2.44	October 16, 2017
April 25, 2014	1,438,000	1,438,000	1.20	April 24, 2019
June 26, 2014	17,500	17,500	0.88	June 26, 2019
December 22, 2014	60,000	60,000	0.87	December 22, 2019
June 8, 2015	1,336,500	1,336,500	0.66	June 8, 2020
<b>Total</b>	<b>5,428,500</b>	<b>5,428,500</b>		

\*Expired unexercised subsequent to December 31, 2015.

The weighted average remaining useful life of stock options is 2.49 years.

**Stock Grants**

The Company has received TSX-V approval for the issuance of certain stock grants as discretionary bonuses earned by the President and CEO, Chairman, directors, officers, area managers and certain employees of the Company pursuant to an annual compensation review.

**Share-based Payments**

During the year ended December 31, 2015, the Company recorded aggregate share-based payments of \$542,513 (2014 - 1,234,485; 2013 - \$658,857) as they relate to the fair value of stock options granted, fair value of incentive stock grants, and the accrual for the fair value of stock granted. Share-based payments are allocated to expense accounts as follows:

<b>Year ended December 31, 2015</b>	<b>General and Administrative Expenses</b>		<b>Exploration Expenditures</b>	<b>Total</b>
Commitment to issue shares	\$	100,233	\$ (34,144)	\$ 66,089
Fair value of stock options granted		369,883	106,541	476,424
	\$	470,116	\$ 72,397	\$ 542,513

**EURASIAN MINERALS INC.****NOTES TO THE CONSOLIDATED FINANCIAL STATEMENTS**

(Expressed in Canadian Dollars)

For the Year Ended December 31, 2015

**15. CAPITAL STOCK (Continued)**

<b>Year ended December 31, 2014</b>	<b>General and Administrative Expenses</b>	<b>Exploration Expenditures</b>	<b>Total</b>
Commitment to issue bonus shares	\$ 346,961	\$ 29,588	\$ 376,549
Fair value of stock options granted	683,450	174,486	857,936
	<b>\$ 1,030,411</b>	<b>\$ 204,074</b>	<b>\$ 1,234,485</b>

<b>Year ended December 31, 2013</b>	<b>General and Administrative Expenses</b>	<b>Exploration Expenditures</b>	<b>Total</b>
Commitment to issue bonus shares	\$ 509,995	\$ 131,362	\$ 641,357
Fair value of stock options granted	17,500	-	17,500
	<b>\$ 527,495</b>	<b>\$ 131,362</b>	<b>\$ 658,857</b>

The weighted average fair value of the stock options granted during the year ended December 31, 2015 was \$0.36 per stock option (2014 - \$0.53; 2013 - \$Nil per stock option). The fair value of stock options granted was estimated using the Black-Scholes option pricing model with weighted average assumptions as follows:

	<b>Year ended December 31, 2015</b>	<b>Year ended December 31, 2014</b>	<b>Year ended December 31, 2013</b>
Risk free interest rate	1.02%	1.46%	0.00%
Expected life (years)	5	5	-
Expected volatility	62.33%	51.63%	0.00%
Dividend yield	-	-	-

**Warrants**

During the years ended December 31, 2015, 2014 and 2013, the change in warrants outstanding is as follows:

	<b>Number</b>	<b>Weighted Average Exercise Price</b>
Balance as at December 31, 2012	13,265,138	\$ 3.70
Expired	(4,089,605)	3.10
Balance as at December 31, 2013 and 2014	9,175,533	\$ 4.56
Expired	(9,175,533)	4.56
Balance as at December 31, 2015	-	\$ -

As at December 31, 2014, the following share purchase warrants were outstanding and exercisable:

	<b>Number of Warrants</b>	<b>Exercise Price</b>	<b>Expiry Date</b>
Private placement, November 8, 2010	6,200,000	5.50	November 8, 2015
Private placement, November 12, 2010	800,000	5.50	November 12, 2015
Finders warrants, November 8, 2010	255,900	5.50	November 8, 2015
Private placement, March 12, 2010	1,919,633	\$ 2.88	March 12, 2015
<b>Total</b>	<b>9,175,533</b>		

**EURASIAN MINERALS INC.****NOTES TO THE CONSOLIDATED FINANCIAL STATEMENTS**

(Expressed in Canadian Dollars)

For the Year Ended December 31, 2015

**16. RELATED PARTY TRANSACTIONS**

The aggregate value of transactions and outstanding balances relating to key management personnel were as follows:

For the year ended December 31, 2015	Share-based		Total
	Salary or Fees	Payments	
Management	\$ 1,067,210	\$ 108,637	\$ 1,175,847
Outside directors *	158,257	79,898	238,155
Seabord Services Corp.	413,700	-	413,700
Total	\$ 1,639,167	\$ 188,535	\$ 1,827,702

For the year ended December 31, 2014	Share-based		Total
	Salary or Fees	Payments	
Management	\$ 882,536	\$ 303,491	\$ 1,186,027
Outside directors *	168,496	183,513	352,009
Seabord Services Corp.	418,800	-	418,800
Total	\$ 1,469,832	\$ 487,004	\$ 1,956,836

For the year ended December 31, 2013	Share-based		Total
	Salary or Fees	Payments	
Management	\$ 881,120	\$ 374,120	\$ 1,255,240
Outside directors *	175,798	35,223	211,021
Seabord Services Corp.	447,900	-	447,900
Total	\$ 1,504,818	\$ 409,343	\$ 1,914,161

\* Directors fees include \$5,000 per month paid to the Company's non-Executive Chairman, who does not receive the fees paid to the other independent director's.

Seabord Services Corp. ("Seabord") is a management services company controlled by the Chairman of the Board of Directors of the Company. Seabord provides a Chief Financial Officer, a Corporate Secretary, accounting and administration staff, and office space to the Company. The Chief Financial Officer and Corporate Secretary are employees of Seabord and are not paid directly by the Company.

Included in the table above for the year ended December 31, 2015 is \$247,660 (2014 - \$Nil; 2013 - \$Nil) in termination payments to a former officer of the Company. The amount has been included in Other expenses for the year.

Included in accounts payable and accrued liabilities is \$1,853 (2014 - \$8,064; 2013 - \$2,599) owed to key management personnel and \$20,694 (2014 - \$29,612; 2013 - \$39,183) to other related parties.

**17. SEGMENTED INFORMATION**

The Company operates within the resource industry. At December 31, 2015 and 2014, the Company had equipment and exploration and evaluation assets located geographically as follows:

EXPLORATION AND EVALUATION ASSETS	December 31, 2015	December 31, 2014	December 31, 2013
Asia Pacific	\$ 81,124	\$ 81,124	\$ 81,124
Haiti	-	56,085	-
Sweden	437,755	437,755	437,755
Turkey	363,987	232,547	232,547
U.S.A	1,498,674	1,572,375	2,279,942
Total	\$ 2,381,540	\$ 2,379,886	\$ 3,031,368

**EURASIAN MINERALS INC.****NOTES TO THE CONSOLIDATED FINANCIAL STATEMENTS**

(Expressed in Canadian Dollars)

For the Year Ended December 31, 2015

**17. SEGMENTED INFORMATION (Continued)**

<b>PROPERTY AND EQUIPMENT</b>	<b>December 31, 2015</b>	<b>December 31, 2014</b>	<b>December 31, 2013</b>
Asia Pacific	\$ 10,275	\$ 12,694	\$ 110,769
Canada	-	1,630	15,280
Georgia	-	6,490	11,011
Haiti	23,612	9,040	12,574
Sweden	4,902	11,502	23,285
Turkey	7,032	24,723	67,373
U.S.A	568,639	685,150	945,122
Total	\$ 614,460	\$ 751,229	\$ 1,185,414

The Company's royalty interest, goodwill, deferred income tax liability and royalty income and depletion form a cash generating unit located in the U.S.A, except \$200,000 in a royalty interest held in Serbia.

**18. RISK AND CAPITAL MANAGEMENT: FINANCIAL INSTRUMENTS**

The Company considers items included in shareholders' equity as capital. The Company's objective when managing capital is to safeguard the Company's ability to continue as a going concern, so that it can continue to provide returns for shareholders and benefits for other stakeholders.

The Company has continuing royalty revenues to fund a portion of ongoing costs. In order to fund future projects and pay for administrative costs, the Company will spend its existing working capital and raise additional funds as needed. As at December 31, 2015, the Company had working capital of \$5,787,109 (2014 - \$7,096,916; 2013 - \$14,217,999). Management estimates it has sufficient working capital for operations and to continue its currently planned programs. The Company is not subject to externally imposed capital requirements. The Company manages the capital structure and makes adjustments in light of changes in economic conditions and the risk characteristics of the underlying assets

In order to maintain or adjust the capital structure, the Company may issue new shares through public and/or private placements, sell assets, or return capital to shareholders. The Company is not subject to externally imposed capital requirements.

**Fair Value**

The Company characterizes inputs used in determining fair value using a hierarchy that prioritizes inputs depending on the degree to which they are observable. The three levels of the fair value hierarchy are as follows:

- Level 1: inputs represent quoted prices in active markets for identical assets or liabilities. Active markets are those in which transactions occur in sufficient frequency and volume to provide pricing information on an ongoing basis.
- Level 2: inputs other than quoted prices that are observable, either directly or indirectly. Level 2 valuations are based on inputs, including quoted forward prices for commodities, market interest rates, and volatility factors, which can be observed or corroborated in the market place.
- Level 3: inputs that are less observable, unavoidable or where the observable data does not support the majority of the instruments' fair value.



**EURASIAN MINERALS INC.****NOTES TO THE CONSOLIDATED FINANCIAL STATEMENTS**

(Expressed in Canadian Dollars)

For the Year Ended December 31, 2015

---

**18. RISK AND CAPITAL MANAGEMENT: FINANCIAL INSTRUMENTS (Continued)**

As at December 31, 2015, there were no changes in the levels in comparison to December 31, 2014. Financial instruments measured at fair value on the statement of financial position are summarized in levels of the fair value hierarchy as follows:

<b>Assets</b>		<b>Level 1</b>		<b>Level 2</b>		<b>Level 3</b>		<b>Total</b>
Cash and cash equivalents	\$	5,634,601	\$	-	\$	-	\$	5,634,601
Restricted cash		269,770		-		-		269,770
Fair value through profit or loss investments		235,106		-		-		235,106
Strategic investments		193,810		-		-		193,810
<b>Total</b>	\$	<b>6,333,287</b>	\$	<b>-</b>	\$	<b>-</b>	\$	<b>6,333,287</b>

The carrying value of receivables, accounts payable and accrued liabilities, and advances from joint venture partners approximate their fair value because of the short-term nature of these instruments.

The Company's financial instruments are exposed to certain financial risks, including credit risk, interest rate risk, market risk, liquidity risk and currency risk.

**Credit Risk**

The Company is exposed to credit risk by holding cash and cash equivalents and receivables. This risk is minimized by holding a significant portion of the funds in Canadian banks. The Company's exposure with respect to its receivables is primarily related to royalty streams, recovery of exploration evaluation costs, and convertible promissory notes (Note 7).

**Interest Rate Risk**

The Company is exposed to interest rate risk because of fluctuating interest rates. Management believes the interest rate risk is low given interest rates on promissory notes is fixed and the current low global interest rate environment. Fluctuations in market rates is not expected to have a significant impact on the Company's operations due to the short term to maturity and no penalty cashable feature of its cash equivalents.

**Market Risk**

The Company is exposed to market risk because of the fluctuating values of its publicly traded marketable securities and other company investments. The Company has no control over these fluctuations and does not hedge its investments. Based on the December 31, 2015 portfolio values, a 10% increase or decrease in effective market values would increase or decrease net shareholders' equity by approximately \$43,000.

**Liquidity Risk**

Liquidity risk is the risk that the Company is unable to meet its financial obligations as they come due. The Company manages this risk by careful management of its working capital to ensure the Company's expenditures will not exceed available resources.

**Commodity Risk**

The Company's royalty revenues are derived from a royalty interest and are based on the extraction and sale of precious and base minerals and metals. Factors beyond the control of the Company may affect the marketability of metals discovered. Metal prices have historically fluctuated widely. Consequently, the economic viability of the Company's royalty interests cannot be accurately predicted and may be adversely affected by fluctuations in mineral prices.

**18. RISK AND CAPITAL MANAGEMENT: FINANCIAL INSTRUMENTS (Continued)**

**Currency Risk**

Foreign exchange risk arises when future commercial transactions and recognized assets and liabilities are denominated in a currency that is not the entity's functional currency. The Company operates in Canada, Haiti, Turkey, Georgia, Sweden, Australia and the U.S.A. The Company funds cash calls to its subsidiary companies outside of Canada in US dollars and a portion of its expenditures are also incurred in local currencies.

The exposure of the Company's cash and cash equivalents, receivables, and accounts payable and accrued liabilities to foreign exchange risk as at December 31, 2015 is as follows:

<b>Accounts</b>	<b>US dollars</b>
Cash and cash equivalents	\$ 4,197,937
Receivables	410,204
Convertible notes receivable	740,377
Accounts payable and accrued liabilities	(270,080)
Advances from joint venture partners	(99,276)
<b>Net exposure</b>	<b>4,979,162</b>
Canadian dollar equivalent	\$ 6,912,571

The balances noted above reflect the US dollar balances held within the parent company and any wholly owned subsidiaries. Balances denominated in another currency other than the functional currency held in foreign operations are considered immaterial.

Based on the above net exposure as at December 31, 2015, and assuming that all other variables remain constant, a 10% depreciation or appreciation of the Canadian dollar against the US dollar would result in an increase/decrease of approximately \$691,000 in the Company's pre-tax profit or loss.

**19. SUPPLEMENTAL DISCLOSURE WITH RESPECT TO CASH FLOWS**

	<b>December 31, 2015</b>	<b>December 31, 2014</b>	<b>December 31, 2013</b>
Cash	\$ 5,365,271	\$ 3,311,196	\$ 3,519,309
Short-term deposits	269,330	3,139,112	9,163,760
<b>Total</b>	<b>\$ 5,634,601</b>	<b>\$ 6,450,308</b>	<b>\$ 12,683,069</b>

The significant non-cash investing and financing transactions during the year ended December 31, 2015 included:

- a. Recorded a loss through accumulated other comprehensive income of \$105,714 related to the fair value adjustments on available-for-sale ("AFS") financial instruments;
- b. Issuance of 163,000 bonus shares valued at \$233,950 applied to commitment to issue shares;
- c. Adjusted reserves and investment in associated companies for \$322,900 related to share-based payments made by an associated company; and
- d. Adjusted non-current assets and liabilities for \$4,350,667 related to cumulative translation adjustments ("CTA"), of which \$5,161,567, relates to CTA gain on royalty interest, \$1,331,949 relates to CTA gain on goodwill, \$1,715,574 relates to a CTA loss on deferred tax liability and \$427,275 relates to a CTA loss in the net liabilities of a subsidiary with a functional currency different from the presentation currency.

**EURASIAN MINERALS INC.**

**NOTES TO THE CONSOLIDATED FINANCIAL STATEMENTS**

(Expressed in Canadian Dollars)

For the Year Ended December 31, 2015

---

**19. SUPPLEMENTAL DISCLOSURE WITH RESPECT TO CASH FLOWS (Continued)**

The significant non-cash investing and financing transactions during the year period ended December 31, 2014 included:

- a. Recorded a loss through accumulated other comprehensive income of \$400,476 related to the fair value adjustments on AFS financial instruments;
- b. Issuance of 391,501 incentive stock grants valued at \$614,427 applied to commitment to issue shares;
- c. Reclassification of \$324,330 of restricted cash to cash and cash equivalents for joint venture partner advances expensed in the year;
- d. Adjusted reserves and investment in associated companies for \$135,700 related to share-based payments made by an associated company; and
- e. Adjusted non-current assets and liabilities for \$3,585,937 related to cumulative translation adjustments ("CTA"), of which \$2,970,845 relates to CTA gain on royalty interest, \$839,804 relates to CTA gain on goodwill, \$504,327 relates to a CTA loss on deferred tax liability and \$279,615 relates to CTA gain in the net assets of a subsidiary with a functional currency different from the presentation currency.

The significant non-cash investing and financing transactions during the year ended December 31, 2013 included:

- a. Reclassification of \$164,902 of share based payment reserve to share capital from the exercise of options;
- b. Received 500,000 common shares of Pasinex Resources Limited valued at \$27,500 or \$0.06 per common share as consideration for the transfer and royalty interest on the Golcuk property in Turkey;
- c. Recorded a loss through accumulated other comprehensive income of \$280,000 related to the fair value adjustments on AFS financial instruments;
- d. Issuance of 563,337 incentive stock grants valued at \$1,193,672 applied to commitment to issue shares; and
- e. Adjusted non-current assets and liabilities for \$2,574,406 related to CTA, of which \$2,572,332 relates to CTA gain on royalty interest, \$655,281 relates to CTA gain on goodwill, \$829,755 relates to CTA loss on deferred tax liability and \$176,548 relates to CTA gain in the net assets of a subsidiary with a functional currency different from the presentation currency.

**20. EVENT AFTER THE REPORTING DATE**

Subsequent to December 31, 2015, the Company completed the execution of a purchase agreement for interests on the Maggie Creek and Afgan gold properties from Golden Predator US Holding Corp. ("Golden Predator"), a wholly-owned subsidiary of Till Capital Ltd. ("TCL") by issuing 250,000 common shares of EMX to TCL as consideration for the purchase. Golden Predator owns a 2% NSR royalty on all precious metals and a 1% NSR royalty on all other minerals for the Maggie Creek property, and a 1% NSR royalty on all minerals for the Afgan property.

## SECTION 302 CERTIFICATION

I, David M. Cole, certify that:

1. I have reviewed this annual report on Form 20-F of Eurasian Minerals Inc. (the "company");
2. Based on my knowledge, this report does not contain any untrue statement of a material fact or omit to state a material fact necessary to make the statements made, in light of the circumstances under which such statements were made, not misleading with respect to the period covered by this report;
3. Based on my knowledge, the financial statements, and other financial information included in this report, fairly present in all material respects the financial condition, results of operations and cash flows of the company as of, and for, the periods presented in this report;
4. The company's other certifying officer(s) and I are responsible for establishing and maintaining disclosure controls and procedures (as defined in Exchange Act Rules 13a-15(e) and 15d-15(e)) and internal control over financial reporting (as defined in Exchange Act Rules 13a-15(f) and 15d-15(f)) for the company and have:
  - (a) Designed such disclosure controls and procedures, or caused such disclosure controls and procedures to be designed under our supervision, to ensure that material information relating to the company, including its consolidated subsidiaries, is made known to us by others within those entities, particularly during the period in which this report is being prepared;
  - (b) Designed such internal control over financial reporting, or caused such internal control over financial reporting to be designed under our supervision, to provide reasonable assurance regarding the reliability of financial reporting and the preparation of financial statements for external purposes in accordance with generally accepted accounting principles;
  - (c) Evaluated the effectiveness of the company's disclosure controls and procedures and presented in this report our conclusions about the effectiveness of the disclosure controls and procedures, as of the end of the period covered by this report based on such evaluation; and
  - (d) Disclosed in this report any change in the company's internal control over financial reporting that occurred during the period covered by the annual report that has materially affected, or is reasonably likely to materially affect, the company's internal control over financial reporting; and
5. The company's other certifying officer(s) and I have disclosed, based on our most recent evaluation of internal control over financial reporting, to the company's auditors and the audit committee of the company's board of directors (or persons performing the equivalent functions):
  - (a) All significant deficiencies and material weaknesses in the design or operation of internal control over financial reporting which are reasonably likely to adversely affect the company's ability to record, process, summarize and report financial information; and
  - (b) Any fraud, whether or not material, that involves management or other employees who have a significant role in the company's internal control over financial reporting.

Date: March 30, 2016

/s/ David M. Cole

---

David M. Cole

President and Chief Executive Officer

## SECTION 906 CERTIFICATION

In connection with the annual report of Eurasian Minerals Inc. (the "Company") on Form 20-F for the fiscal year ending December 31, 2015 (the "Report") I, David M. Cole, Chief Executive Officer of the Company, certify, pursuant to 18 U.S.C. Section 1350, as adopted pursuant to Section 906 of the Sarbanes-Oxley Act of 2002, that to the best of my knowledge:

1. the Report fully complies with the requirements of section 13(a) or 15(d) of the Securities Exchange Act of 1934; and
2. the information contained in the Report fairly presents, in all material respects, the financial condition and results of operation of the Company.

Date: March 30, 2016

/s/ David M. Cole

---

David M. Cole

President and Chief Executive Officer

## SECTION 302 CERTIFICATION

I, Christina Cepeliauskas, certify that:

1. I have reviewed this annual report on Form 20-F of Eurasian Minerals Inc. (the "company");
2. Based on my knowledge, this report does not contain any untrue statement of a material fact or omit to state a material fact necessary to make the statements made, in light of the circumstances under which such statements were made, not misleading with respect to the period covered by this report;
3. Based on my knowledge, the financial statements, and other financial information included in this report, fairly present in all material respects the financial condition, results of operations and cash flows of the company as of, and for, the periods presented in this report;
4. The company's other certifying officer(s) and I are responsible for establishing and maintaining disclosure controls and procedures (as defined in Exchange Act Rules 13a-15(e) and 15d-15(e)) and internal control over financial reporting (as defined in Exchange Act Rules 13a-15(f) and 15d-15(f)) for the company and have:
  - (a) Designed such disclosure controls and procedures, or caused such disclosure controls and procedures to be designed under our supervision, to ensure that material information relating to the company, including its consolidated subsidiaries, is made known to us by others within those entities, particularly during the period in which this report is being prepared;
  - (b) Designed such internal control over financial reporting, or caused such internal control over financial reporting to be designed under our supervision, to provide reasonable assurance regarding the reliability of financial reporting and the preparation of financial statements for external purposes in accordance with generally accepted accounting principles;
  - (c) Evaluated the effectiveness of the company's disclosure controls and procedures and presented in this report our conclusions about the effectiveness of the disclosure controls and procedures, as of the end of the period covered by this report based on such evaluation; and
  - (d) Disclosed in this report any change in the company's internal control over financial reporting that occurred during the period covered by the annual report that has materially affected, or is reasonably likely to materially affect, the company's internal control over financial reporting; and
5. The company's other certifying officer(s) and I have disclosed, based on our most recent evaluation of internal control over financial reporting, to the company's auditors and the audit committee of the company's board of directors (or persons performing the equivalent functions):
  - (a) All significant deficiencies and material weaknesses in the design or operation of internal control over financial reporting which are reasonably likely to adversely affect the company's ability to record, process, summarize and report financial information; and
  - (b) Any fraud, whether or not material, that involves management or other employees who have a significant role in the company's internal control over financial reporting.

Date: March 30, 2016

/s/ Christina Cepeliauskas

---

Christina Cepeliauskas

Chief Financial Officer

## SECTION 906 CERTIFICATION

In connection with the annual report of Eurasian Minerals Inc. (the "Company") on Form 20-F for the fiscal year ending December 31, 2015 (the "Report") I, Christina Cepeliauskas, Chief Financial Officer of the Company, certify, pursuant to 18 U.S.C. Section 1350, as adopted pursuant to Section 906 of the Sarbanes-Oxley Act of 2002, that to the best of my knowledge:

1. the Report fully complies with the requirements of section 13(a) or 15(d) of the Securities Exchange Act of 1934; and
2. the information contained in the Report fairly presents, in all material respects, the financial condition and results of operation of the Company.

Date: March 30, 2016

/s/ Christina Cepeliauskas

\_\_\_\_\_  
Christina Cepeliauskas

Chief Financial Officer

**CONSENT OF INDEPENDENT REGISTERED PUBLIC ACCOUNTING FIRM**

We hereby consent to the inclusion in Eurasian Minerals Inc.'s Annual Report on Form 20-F for the year ended December 31, 2015 of our report dated March 30, 2016 relating to the consolidated financial statements which appears in this Annual Report.

**“DAVIDSON & COMPANY LLP”**

Vancouver, Canada

Chartered Professional Accountants

March 30, 2016





## CONSENT OF ERIC JENSEN

In connection with the filing of the annual report on Form 20-F for the year ended December 31, 2015 (the "Annual Report") of Eurasian Minerals Inc. (the "Company") with the U.S. Securities and Exchange Commission, I hereby consent to the references to my name in the Annual Report.

Dated: March 30, 2016.

/s/ Eric Jensen

---

Eric Jensen

## CONSENT OF MICHAEL SHEEHAN

In connection with the filing of the annual report on Form 20-F for the year ended December 31, 2015 (the "Annual Report") of Eurasian Minerals Inc. (the "Company") with the U.S. Securities and Exchange Commission, I hereby consent to the references to my name in the Annual Report.

Dated: March 30, 2016.

/s/ Michael Sheehan

---

Michael Sheehan

## CONSENT OF DEAN TURNER

In connection with the filing of the annual report on Form 20-F for the year ended December 31, 2015 (the "Annual Report") of Eurasian Minerals Inc. (the "Company") with the U.S. Securities and Exchange Commission, I hereby consent to the references to my name in the Annual Report.

Dated: March 30, 2016

/s/ Dean D. Turner

---

Dean D. Turner